

	Câmara Municipal de Mértola	CONTROLO DA QUALIDADE DA ÁGUA PARA CONSUMO HUMANO NAS ZONAS DE ABASTECIMENTO¹ DO CONCELHO DE MÉRTOLA	EDITAL n.º 62/2013
--	-----------------------------	--	---------------------------

Em conformidade com o Decreto-Lei n.º 306/2007, de 27 de agosto, procedeu-se à verificação da qualidade da água da rede pública, através de análises periódicas na torneira do consumidor, segundo o Programa de Controlo da Qualidade da Água (PCQA) aprovado pela autoridade competente (ERSAR).	1º TRIMESTRE 2013 01 janeiro a 31 março
--	--

Parâmetro (unidades)	Valor Paramétrico (VP) fixado no DL 306/2007	Valores obtidos		N.º Análises superiores VP	% Cumprimento do VP	N.º Análises (PCQA)		% Análises Realizadas
		Mínimo	Máximo			Agendadas	Realizadas	
Escherichia coli (N/100 ml)	0	0	0	0	100%	2	2	100%
Bactérias coliformes (N/100 ml)	0	0	0	0	100%	2	2	100%
Desinfetante residual (mg/L)	0,4	0,3	0,4	---	---	2	2	100%
Alumínio (µg/L Al)	200	---	---	---	---	---	---	---
Amónio (mg/L NH ₄)	0,50	<0,02	<0,02	0	100%	1	1	100%
Número de colónias a 22 °C (N/ml)	Sem alteração anormal	0	0	---	---	1	1	100%
Número de colónias a 37 °C (N/ml)	Sem alteração anormal	0	0	---	---	1	1	100%
Condutividade (µS/cm a 20°C)	2500	1900	1900	0	100%	1	1	100%
Clostridium perfringens (N/100ml)	0	0	0	0	100%	1	1	100%
Cor (mg/L PtCo)	20	<2	<2	0	100%	1	1	100%
pH (Unidades pH)	≥6,5 e ≤9	7,5	7,5	0	100%	1	1	100%
Ferro (µg/L Fe)	200	<50	<50	0	100%	1	1	100%
Manganês (µg/L Mn)	50	<15	<15	0	100%	1	1	100%
Nitratos ² (mg/L NO ₃)	50	84	84	0	100%	1	1	100%
Nitritos (mg/L NO ₂)	0,5	---	---	---	---	---	---	---
Oxidabilidade (mg/L O ₂)	5	<1	<1	0	100%	1	1	100%
Cheiro a 25°C (Factor de diluição)	3	<1	<1	0	100%	1	1	100%
Sabor a 25°C (Factor de diluição)	3	4	4	1	0%	1	1	100%
Turvação (NTU)	4	0,55	0,55	0	100%	1	1	100%
Antimónio (µg/L Sb)	5	---	---	---	---	---	---	---
Arsénio (µg/L As)	10	---	---	---	---	---	---	---
Benzeno (µg/L)	1,0	---	---	---	---	---	---	---
Benzo(a)pireno (µg/L)	0,010	---	---	---	---	---	---	---
Boro (mg/L B)	1,0	---	---	---	---	---	---	---
Bromatos (µg/L BrO ₃)	10	---	---	---	---	---	---	---
Cádmio (µg/L Cd)	5,0	---	---	---	---	---	---	---
Cálcio (mg/L Ca)	---	260	260	---	---	1	1	100%
Chumbo (µg/L Pb)	25	<5	<5	0	100%	1	1	100%
Cianetos (µg/L CN)	50	---	---	---	---	---	---	---
Cobre (mg/L Cu)	2,0	<0,01	<0,01	0	100%	1	1	100%
Crómio (µg/L Cr)	50	---	---	---	---	---	---	---
1,2 - dicloroetano (µg/L)	3,0	---	---	---	---	---	---	---
Dureza total (mg/L CaCO ₃)	---	930	930	---	---	1	1	100%
Enterococos (N/100 ml)	0	0	0	0	100%	1	1	100%
Fluoretos (mg/L F)	1,5	---	---	---	---	---	---	---
Magnésio (mg/L Mg)	---	69	69	---	---	1	1	100%
Mercurio (µg/L Hg)	1	---	---	---	---	---	---	---
Níquel (µg/L Ni)	20	<5	<5	0	100%	1	1	100%
Selénio (µg/L Se)	10	---	---	---	---	---	---	---
Cloretos (mg/L Cl)	250	540	540	1	0%	1	1	100%
Sódio (mg/L Na)	200	250	250	1	0%	1	1	100%
Sulfatos (mg/L SO ₄)	250	19	19	0	100%	1	1	100%
Tetracloroetano(µg/L)	---	---	---	---	---	---	---	---
Tricloroetano(µg/L)	---	---	---	---	---	---	---	---
Hidrocarbonetos Aromáticos Policíclicos (µg/L):	0,10	---	---	---	---	---	---	---
Benzo(b)fluoranteno (µg/L)	---	---	---	---	---	---	---	---
Benzo(k)fluoranteno (µg/L)	---	---	---	---	---	---	---	---
Benzo(ghi)perileno (µg/L)	---	---	---	---	---	---	---	---
Indeno(1,2,3-cd)pireno(µg/L)	---	---	---	---	---	---	---	---
Clorofórmio(µg/L)	---	---	---	---	---	---	---	---
Bromofórmio(µg/L)	---	---	---	---	---	---	---	---
Bromodlorometano(µg/L)	---	---	---	---	---	---	---	---
Dibromoclorometano(µg/L)	---	---	---	---	---	---	---	---
Total:					86%	30	30	100%

Freguesia de Alcaria Ruiva	Aipo
----------------------------	------

Informação complementar relativa à averiguação das situações de incumprimento dos VP (causas e medidas correctivas):

O Presidente da Câmara Municipal de Mértola	Data da publicação: 13 de Maio de 2013
Jorge Paulo Colaço Rosa-	

Câmara Municipal de Mértola		CONTROLO DA QUALIDADE DA ÁGUA PARA CONSUMO HUMANO NAS ZONAS DE ABASTECIMENTO* DO CONCELHO DE MÉRTOLA				EDITAL n.º 62/2013		
Em conformidade com o Decreto-Lei n.º 306/2007, de 27 de agosto, procedeu-se à verificação da qualidade da água da rede pública, através de análises periódicas na torneira do consumidor, segundo o Programa de Controlo da Qualidade da Água (PCQA) aprovado pela autoridade competente (ERSAR).						1º TRIMESTRE 2013		
						01 Janeiro a		
Parâmetro (unidades)	Valor Paramétrico (VP) fixado no DL 306/2007	Valores obtidos		N.º Análises superiores VP	% Cumprimento do VP	N.º Análises (PCQA)		% Análises Realizadas
		Mínimo	Máximo			Agendadas	Realizadas	
Bacteriologia colif. (N/100 ml)	0	0	0	0	100%	2	2	100%
Bactérias coliformes (N/100 ml)	0	0	0	0	100%	2	2	100%
Oxidante residual (mg/L)	0,4	<0,1	0,6	—	—	2	2	100%
Alumínio (mg/L e ⁺)	200	—	—	—	—	—	—	—
Amónio (mg/L NH ₃)	0,50	0,02	0,02	0	100%	1	1	100%
Número de colónias a 22 °C (N/ml)	Sem alteração anormal	>100	>100	—	—	1	1	100%
Número de colónias a 37 °C (N/ml)	Sem alteração anormal	>100	>100	—	—	1	1	100%
Condutividade (µS/cm a 25°C)	2500	>1000	>1000	0	100%	1	1	100%
Condutividade equivalente (N/cilindr.)	10	0	0	0	100%	1	1	100%
Cou (mg/L Cu)	20	10	10	0	100%	1	1	100%
pH (unidades pH)	8,5 e e ⁺	7,6	7,6	0	100%	1	1	100%
Ferro (mg/L Fe)	200	<50	<50	0	100%	1	1	100%
Manganês (mg/L Mn)	50	<15	<15	0	100%	1	1	100%
Nitrato ⁻ (mg/L NO ₃)	50	33	33	0	100%	1	1	100%
Nítritos (mg/L NO ₂)	0,5	—	—	—	—	—	—	—
Oxalato (mg/L C ₂ O ₄)	5	2,8	2,8	0	100%	1	1	100%
Índice a 25°C (Factor de oxidação)	3	<1	<1	0	100%	1	1	100%
Sabor a 25°C (Factor de oxidação)	3	<1	<1	0	100%	1	1	100%
Turbidez (NTU)	4	2,8	2,8	0	100%	1	1	100%
Acetato (mg/L Sb)	5	—	—	—	—	—	—	—
Acetato (mg/L Ac)	10	—	—	—	—	—	—	—
Benzeno (mg/L)	1,0	—	—	—	—	—	—	—
Benzopireno (µg/L)	0,010	—	—	—	—	—	—	—
Boro (mg/L B)	1,0	—	—	—	—	—	—	—
Bromato (mg/L BrO ₃)	10	—	—	—	—	—	—	—
Cálcio (mg/L Ca)	5,0	—	—	—	—	—	—	—
Cálcio (mg/L Ca)	—	73	73	—	—	1	1	100%
Chumbo (mg/L Pb)	25	<5	<5	0	100%	1	1	100%
Cromo (mg/L Cr)	50	—	—	—	—	—	—	—
Cobalto (mg/L Co)	2,0	0,02	0,02	0	100%	1	1	100%
Cromo (mg/L Cr)	50	—	—	—	—	—	—	—
1,2 - dicloroetano (µg/L)	3,0	—	—	—	—	—	—	—
Dicloroacetil (mg/L C ₂ Cl ₃)	—	360	360	—	—	1	1	100%
Enterococos (N/100 ml)	0	0	0	0	100%	1	1	100%
Fluoretos (mg/L F)	1,5	—	—	—	—	—	—	—
Magnésio (mg/L Mg)	—	44	44	—	—	1	1	100%
Mercurio (mg/L Hg)	1	—	—	—	—	—	—	—
Níquel (mg/L Ni)	20	<5	<5	0	100%	1	1	100%
Selenio (mg/L Se)	10	<10	<10	0	100%	1	1	100%
Cloretos (mg/L Cl)	250	210	210	0	100%	1	1	100%
Sódio (mg/L Na)	200	—	—	—	—	1	1	100%
Sulfato (mg/L SO ₄)	—	66	66	0	100%	1	1	100%
Triacloroetano (µg/L)	—	—	—	—	—	—	—	—
Tricloroetano (µg/L)	—	—	—	—	—	—	—	—
Hidrocarbonetos Aromáticos Policíclicos (µg/L)	0,10	—	—	—	—	—	—	—
Benzofluoranteno (µg/L)	—	—	—	—	—	—	—	—
Benzofluoranteno (µg/L)	—	—	—	—	—	—	—	—
Benzopireno (µg/L)	—	—	—	—	—	—	—	—
Indeno(1,2,3-c)pireno (µg/L)	—	—	—	—	—	—	—	—
Clorofórmio (µg/L)	—	—	—	—	—	—	—	—
Bromofórmio (µg/L)	—	—	—	—	—	—	—	—
Bromodicloroetano (µg/L)	—	—	—	—	—	—	—	—
Dibromocloroetano (µg/L)	—	—	—	—	—	—	—	—
Total:					100%	31	31	100%
Freguesia de Espírito Santo Álamo								
Informação complementar relativa à averiguação das situações de incumprimento dos VP (causas e medidas correctivas):								
O Presidente da Câmara Municipal de Mértola -Jorge Paulo Colaço Rosa-						Data da publicação: 13 de Maio de 2013		

	Câmara Municipal de Mértola	CONTROLO DA QUALIDADE DA ÁGUA PARA CONSUMO HUMANO NAS ZONAS DE ABASTECIMENTO¹ DO CONCELHO DE MÉRTOLA	EDITAL n.º 62/2013
--	------------------------------------	--	---------------------------

Em conformidade com o Decreto-Lei n.º 306/2007, de 27 de agosto, procedeu-se à verificação da qualidade da água da rede pública, através de análises periódicas na torneira do consumidor, segundo o Programa de Controlo da Qualidade da Água (PCQA) aprovado pela autoridade competente (ERSAR).	1º TRIMESTRE 2013 01 janeiro a 31 março
--	--

Parâmetro (unidades)	Valor Paramétrico (VP) fixado no DL 306/2007	Valores obtidos		N.º Análises superiores VP	% Cumprimento do VP	N.º Análises (PCQA)		% Análises Realizadas
		Mínimo	Máximo			Agendadas	Realizadas	
Escherichia coli (N/100 ml)	0	0	0	0	100%	2	2	100%
Bactérias coliformes (N/100 ml)	0	0	0	0	100%	2	2	100%
Desinfetante residual (mg/L)	0,4	0,3	0,4	---	---	2	2	100%
Alumínio (µg/L Al)	200	---	---	---	---	---	---	---
Amónio (mg/L NH ₄)	0,50	<0,02	<0,02	0	100%	1	1	100%
Número de colónias a 22 °C (N/ml)	Sem alteração anormal	0	0	---	---	1	1	100%
Número de colónias a 37 °C (N/ml)	Sem alteração anormal	0	0	---	---	1	1	100%
Condutividade (µS/cm a 20°C)	2500	920	920	0	100%	1	1	100%
Clostridium perfringens (N/100ml)	0	0	0	0	100%	1	1	100%
Cor (mg/L PtCo)	20	<2	<2	0	100%	1	1	100%
pH (Unidades pH)	≥6,5 e ≤9	7,8	7,8	0	100%	1	1	100%
Ferro (µg/L Fe)	200	<50	<50	0	100%	1	1	100%
Manganês (µg/L Mn)	50	<15	<15	0	100%	1	1	100%
Nitratos ² (mg/L NO ₃)	50	<10	<10	0	100%	1	1	100%
Nitritos (mg/L NO ₂)	0,5	---	---	---	---	---	---	---
Oxidabilidade (mg/L O ₂)	5	<1	<1	0	100%	1	1	100%
Cheiro a 25°C (Factor de diluição)	3	<1	<1	0	100%	1	1	100%
Sabor a 25°C (Factor de diluição)	3	3	3	0	100%	1	1	100%
Turvação (NTU)	4	<0,5	<0,5	0	100%	1	1	100%
Antimónio (µg/L Sb)	5	---	---	---	---	---	---	---
Arsénio (µg/L As)	10	---	---	---	---	---	---	---
Benzeno (µg/L)	1,0	---	---	---	---	---	---	---
Benzo(a)pireno (µg/L)	0,010	---	---	---	---	---	---	---
Boro (mg/L B)	1,0	---	---	---	---	---	---	---
Bromatos (µg/L BrO ₃)	10	---	---	---	---	---	---	---
Cádmio (µg/L Cd)	5,0	---	---	---	---	---	---	---
Cálcio (mg/L Ca)	---	36	36	---	---	1	1	100%
Chumbo (µg/L Pb)	25	<5	<5	0	100%	1	1	100%
Cianetos (µg/L CN)	50	---	---	---	---	---	---	---
Cobre (mg/L Cu)	2,0	<0,01	<0,01	0	100%	1	1	100%
Crómio (µg/L Cr)	50	---	---	---	---	---	---	---
1,2 - dicloroetano (µg/L)	3,0	---	---	---	---	---	---	---
Dureza total (mg/L CaCO ₃)	---	190	190	---	---	1	1	100%
Enterococos (N/100 ml)	0	0	0	0	100%	1	1	100%
Fluoretos (mg/L F)	1,5	---	---	---	---	---	---	---
Magnésio (mg/L Mg)	---	25	25	---	---	1	1	100%
Mercurio (µg/L Hg)	1	---	---	---	---	---	---	---
Níquel (µg/L Ni)	20	<5	<5	0	100%	1	1	100%
Selénio (µg/L Se)	10	---	---	---	---	---	---	---
Cloretos (mg/L Cl)	250	---	---	---	---	---	---	---
Sódio (mg/L Na)	200	160	160	0	100%	1	1	100%
Sulfatos (mg/L SO ₄)	250	37	37	0	100%	1	1	100%
Tetracloroetano(µg/L)	---	---	---	---	---	---	---	---
Tricloroetano(µg/L)	---	---	---	---	---	---	---	---
Hidrocarbonetos Aromáticos Policíclicos (µg/L):	0,10	---	---	---	---	---	---	---
Benzo(b)fluoranteno (µg/L)	---	---	---	---	---	---	---	---
Benzo(k)fluoranteno (µg/L)	---	---	---	---	---	---	---	---
Benzo(ghi)perileno (µg/L)	---	---	---	---	---	---	---	---
Indeno(1,2,3-cd)pireno(µg/L)	---	---	---	---	---	---	---	---
Clorofórmio(µg/L)	---	---	---	---	---	---	---	---
Bromofórmio(µg/L)	---	---	---	---	---	---	---	---
Bromodichlorometano(µg/L)	---	---	---	---	---	---	---	---
Dibromochlorometano(µg/L)	---	---	---	---	---	---	---	---
Total:					100%	29	29	100%

Freguesia de Espírito Santo
Alcaria dos Javazes

Informação complementar relativa à averiguação das situações de incumprimento dos VP (causas e medidas correctivas):

O Presidente da Câmara Municipal de Mértola Jorge Paulo Colaço Rosa-	Data da publicação: 13 de Maio de 2013
---	---

Câmara Municipal de Mértola		CONTROLO DA QUALIDADE DA ÁGUA PARA CONSUMO HUMANO NAS ZONAS DE ABASTECIMENTO ¹ DO CONCELHO DE MÉRTOLA				EDITAL n.º 62/2013		
Em conformidade com o Decreto-Lei n.º 306/2007, de 27 de agosto, procedeu-se à verificação da qualidade da água da rede pública, através de análises periódicas na torneira do consumidor, segundo o Programa de Controlo da Qualidade da Água (PCQA) aprovado pela autoridade competente (ERSAR).						1º TRIMESTRE 2013 01 janeiro a 31 março		
Parâmetro (unidades)	Valor Paramétrico (VP) fixado no DL 306/2007	Valores obtidos		N.º Análises superiores VP	% Cumprimento do VP	N.º Análises (PCQA)		% Análises Realizadas
		Mínimo	Máximo			Agendadas	Realizadas	
Escherichia coli (N/100 ml)	0	0	0	0	100%	1	1	100%
Bactérias coliformes (N/100 ml)	0	0	0	0	100%	1	1	100%
Desinfetante residual (mg/L)	0,4	0,2	0,2	---	---	1	1	100%
Alumínio (µg/L Al)	200	---	---	---	---	---	---	---
Amónio (mg/L NH ₄)	0,50	---	---	---	---	---	---	---
Número de colónias a 22 °C (N/ml)	Sem alteração anormal	---	---	---	---	---	---	---
Número de colónias a 37 °C (N/ml)	Sem alteração anormal	---	---	---	---	---	---	---
Condutividade (µS/cm a 20°C)	2500	---	---	---	---	---	---	---
Clostridium perfringens (N/100ml)	0	---	---	---	---	---	---	---
Cor (mg/L PtCo)	20	---	---	---	---	---	---	---
pH (Unidades pH)	≥6,5 e ≤9	---	---	---	---	---	---	---
Ferro (µg/L Fe)	200	---	---	---	---	---	---	---
Manganês (µg/L Mn)	50	---	---	---	---	---	---	---
Nitratos ² (mg/L NO ₃)	50	---	---	---	---	---	---	---
Nitritos (mg/L NO ₂)	0,5	---	---	---	---	---	---	---
Oxidabilidade (mg/L O ₂)	5	---	---	---	---	---	---	---
Cheiro a 25°C (Factor de diluição)	3	---	---	---	---	---	---	---
Sabor a 25°C (Factor de diluição)	3	---	---	---	---	---	---	---
Turvação (NTU)	4	---	---	---	---	---	---	---
Antimónio (µg/L Sb)	5	---	---	---	---	---	---	---
Arsénio (µg/L As)	10	---	---	---	---	---	---	---
Benzeno (µg/L)	1,0	---	---	---	---	---	---	---
Benzo(a)pireno (µg/L)	0,010	---	---	---	---	---	---	---
Boro (mg/L B)	1,0	---	---	---	---	---	---	---
Bromatos (µg/L BrO ₃)	10	---	---	---	---	---	---	---
Cádmio (µg/L Cd)	5,0	---	---	---	---	---	---	---
Cálcio (mg/L Ca)	---	---	---	---	---	---	---	---
Chumbo (µg/L Pb)	25	---	---	---	---	---	---	---
Cianetos (µg/L CN)	50	---	---	---	---	---	---	---
Cobre (mg/L Cu)	2,0	---	---	---	---	---	---	---
Crómio (µg/L Cr)	50	---	---	---	---	---	---	---
1,2 - dicloroetano (µg/L)	3,0	---	---	---	---	---	---	---
Dureza total (mg/L CaCO ₃)	---	---	---	---	---	---	---	---
Enterococos (N/100 ml)	0	---	---	---	---	---	---	---
Fluoretos (mg/L F)	1,5	---	---	---	---	---	---	---
Magnésio (mg/L Mg)	---	---	---	---	---	---	---	---
Mercurio (µg/L Hg)	1	---	---	---	---	---	---	---
Níquel (µg/L Ni)	20	---	---	---	---	---	---	---
Selénio (µg/L Se)	10	---	---	---	---	---	---	---
Cloretos (mg/L Cl)	250	---	---	---	---	---	---	---
Sódio (mg/L Na)	200	---	---	---	---	---	---	---
Sulfatos (mg/L SO ₄)	250	---	---	---	---	---	---	---
Tetracloroetano(µg/L)	---	---	---	---	---	---	---	---
Tricloroetano(µg/L)	---	---	---	---	---	---	---	---
Hidrocarbonetos Aromáticos Policíclicos (µg/L):	0,10	---	---	---	---	---	---	---
Benzo(b)fluoranteno (µg/L)	---	---	---	---	---	---	---	---
Benzo(k)fluoranteno (µg/L)	---	---	---	---	---	---	---	---
Benzo(ghi)perileno (µg/L)	---	---	---	---	---	---	---	---
Indeno(1,2,3-cd)pireno(µg/L)	---	---	---	---	---	---	---	---
Clorofórmio(µg/L)	---	---	---	---	---	---	---	---
Bromofórmio(µg/L)	---	---	---	---	---	---	---	---
Bromodichlorometano(µg/L)	---	---	---	---	---	---	---	---
Dibromochlorometano(µg/L)	---	---	---	---	---	---	---	---
Total:					100%	3	3	100%
Freguesia de São Miguel do Pinheiro Alcaria Longa								
Informação complementar relativa à averiguação das situações de incumprimento dos VP (causas e medidas correctivas):								
O Presidente da Câmara Municipal de Mértola						Data da publicação:		
Jorge Paulo Colaço Rosa-						13 de Maio de 2013		

Câmara Municipal de Mértola		CONTROLO DA QUALIDADE DA ÁGUA PARA CONSUMO HUMANO NAS ZONAS DE ABASTECIMENTO ¹ DO CONCELHO DE MÉRTOLA				EDITAL n.º 62/2013		
Em conformidade com o Decreto-Lei n.º 306/2007, de 27 de agosto, procedeu-se à verificação da qualidade da água da rede pública, através de análises periódicas na torneira do consumidor, segundo o Programa de Controlo da Qualidade da Água (PCQA) aprovado pela autoridade competente (ERSAR).						1º TRIMESTRE 2013 01 janeiro a 31 março		
Parâmetro (unidades)	Valor Paramétrico (VP) fixado no DL 306/2007	Valores obtidos		N.º Análises superiores VP	% Cumprimento do VP	N.º Análises (PCQA)		% Análises Realizadas
		Mínimo	Máximo			Agendadas	Realizadas	
Escherichia coli (N/100 ml)	0	0	0	0	100%	1	1	100%
Bactérias coliformes (N/100 ml)	0	0	0	0	100%	1	1	100%
Desinfetante residual (mg/L)	0,4	0,1	0,1	---	---	1	1	100%
Alumínio (µg/L Al)	200	---	---	---	---	---	---	---
Amónio (mg/L NH ₄)	0,50	---	---	---	---	---	---	---
Número de colónias a 22 °C (N/ml)	Sem alteração anormal	---	---	---	---	---	---	---
Número de colónias a 37 °C (N/ml)	Sem alteração anormal	---	---	---	---	---	---	---
Condutividade (µS/cm a 20°C)	2500	---	---	---	---	---	---	---
Clostridium perfringens (N/100ml)	0	---	---	---	---	---	---	---
Cor (mg/L PtCo)	20	---	---	---	---	---	---	---
pH (Unidades pH)	≥6,5 e ≤9	---	---	---	---	---	---	---
Ferro (µg/L Fe)	200	---	---	---	---	---	---	---
Manganês (µg/L Mn)	50	---	---	---	---	---	---	---
Nitratos ² (mg/L NO ₃)	50	---	---	---	---	---	---	---
Nitritos (mg/L NO ₂)	0,5	---	---	---	---	---	---	---
Oxidabilidade (mg/L O ₂)	5	---	---	---	---	---	---	---
Cheiro a 25°C (Factor de diluição)	3	---	---	---	---	---	---	---
Sabor a 25°C (Factor de diluição)	3	---	---	---	---	---	---	---
Turvação (NTU)	4	---	---	---	---	---	---	---
Antimónio (µg/L Sb)	5	---	---	---	---	---	---	---
Arsénio (µg/L As)	10	---	---	---	---	---	---	---
Benzeno (µg/L)	1,0	---	---	---	---	---	---	---
Benzo(a)pireno (µg/L)	0,010	---	---	---	---	---	---	---
Boro (mg/L B)	1,0	---	---	---	---	---	---	---
Bromatos (µg/L BrO ₃)	10	---	---	---	---	---	---	---
Cádmio (µg/L Cd)	5,0	---	---	---	---	---	---	---
Cálcio (mg/L Ca)	---	---	---	---	---	---	---	---
Chumbo (µg/L Pb)	25	---	---	---	---	---	---	---
Cianetos (µg/L CN)	50	---	---	---	---	---	---	---
Cobre (mg/L Cu)	2,0	---	---	---	---	---	---	---
Crómio (µg/L Cr)	50	---	---	---	---	---	---	---
1,2 - dicloroetano (µg/L)	3,0	---	---	---	---	---	---	---
Dureza total (mg/L CaCO ₃)	---	---	---	---	---	---	---	---
Enterococos (N/100 ml)	0	---	---	---	---	---	---	---
Fluoretos (mg/L F)	1,5	---	---	---	---	---	---	---
Magnésio (mg/L Mg)	---	---	---	---	---	---	---	---
Mercurio (µg/L Hg)	1	---	---	---	---	---	---	---
Níquel (µg/L Ni)	20	---	---	---	---	---	---	---
Selénio (µg/L Se)	10	---	---	---	---	---	---	---
Cloretos (mg/L Cl)	250	---	---	---	---	---	---	---
Sódio (mg/L Na)	200	---	---	---	---	---	---	---
Sulfatos (mg/L SO ₄)	250	---	---	---	---	---	---	---
Tetracloroetano(µg/L)	---	---	---	---	---	---	---	---
Tricloroetano(µg/L)	---	---	---	---	---	---	---	---
Hidrocarbonetos Aromáticos Policíclicos (µg/L):	0,10	---	---	---	---	---	---	---
Benzo(b)fluoranteno (µg/L)	---	---	---	---	---	---	---	---
Benzo(k)fluoranteno (µg/L)	---	---	---	---	---	---	---	---
Benzo(ghi)perileno (µg/L)	---	---	---	---	---	---	---	---
Indeno(1,2,3-cd)pireno(µg/L)	---	---	---	---	---	---	---	---
Clorofórmio(µg/L)	---	---	---	---	---	---	---	---
Bromofórmio(µg/L)	---	---	---	---	---	---	---	---
Bromodichlorometano(µg/L)	---	---	---	---	---	---	---	---
Dibromoclorometano(µg/L)	---	---	---	---	---	---	---	---
Total:					100%	3	3	100%
Freguesia de Alcaria Ruiva		Ruiva				Alcaria		
Informação complementar relativa à averiguação das situações de incumprimento dos VP (causas e medidas correctivas):								
O Presidente da Câmara Municipal de Mértola						Data da publicação:		
Jorge Paulo Colaço Rosa-						13 de Maio de 2013		

Câmara Municipal de Mértola		CONTROLO DA QUALIDADE DA ÁGUA PARA CONSUMO HUMANO NAS ZONAS DE ABASTECIMENTO ¹ DO CONCELHO DE MÉRTOLA				EDITAL n.º 62/2013		
Em conformidade com o Decreto-Lei n.º 306/2007, de 27 de agosto, procedeu-se à verificação da qualidade da água da rede pública, através de análises periódicas na torneira do consumidor, segundo o Programa de Controlo da Qualidade da Água (PCQA) aprovado pela autoridade competente (ERSAR).					1º TRIMESTRE 2013 01 janeiro a 31 março			
Parâmetro (unidades)	Valor Paramétrico (VP) fixado no DL 306/2007	Valores obtidos		N.º Análises superiores VP	% Cumprimento do VP	N.º Análises (PCQA)		% Análises Realizadas
		Mínimo	Máximo			Agendadas	Realizadas	
Escherichia coli (N/100 ml)	0	0	0	0	100%	2	2	100%
Bactérias coliformes (N/100 ml)	0	0	0	0	100%	2	2	100%
Desinfetante residual (mg/L)	0,4	0,4	0,4	---	---	2	2	100%
Alumínio (µg/L Al)	200	---	---	---	---	---	---	---
Amónio (mg/L NH ₄)	0,50	<0,02	<0,02	0	100%	1	1	100%
Número de colónias a 22 °C (N/ml)	Sem alteração anormal	>300	>300	---	---	1	1	100%
Número de colónias a 37 °C (N/ml)	Sem alteração anormal	0	0	---	---	1	1	100%
Condutividade (µS/cm a 20°C)	2500	270	270	0	100%	1	1	100%
Clostridium perfringens (N/100ml)	0	0	0	0	100%	1	1	100%
Cor (mg/L PtCo)	20	<2	<2	0	100%	1	1	100%
pH (Unidades pH)	≥6,5 e ≤9	7,2	7,2	0	100%	1	1	100%
Ferro (µg/L Fe)	200	<50	<50	0	100%	1	1	100%
Manganês (µg/L Mn)	50	<15	<15	0	100%	1	1	100%
Nitratos ² (mg/L NO ₃)	50	---	---	---	---	---	---	---
Nitritos (mg/L NO ₂)	0,5	---	---	---	---	---	---	---
Oxidabilidade (mg/L O ₂)	5	1,8	1,8	0	100%	1	1	100%
Cheiro a 25°C (Factor de diluição)	3	<1	<1	0	100%	1	1	100%
Sabor a 25°C (Factor de diluição)	3	<1	<1	0	100%	1	1	100%
Turvação (NTU)	4	0,55	0,55	0	100%	1	1	100%
Antimónio (µg/L Sb)	5	---	---	---	---	---	---	---
Arsénio (µg/L As)	10	---	---	---	---	---	---	---
Benzeno (µg/L)	1,0	---	---	---	---	---	---	---
Benzo(a)pireno (µg/L)	0,010	---	---	---	---	---	---	---
Boro (mg/L B)	1,0	---	---	---	---	---	---	---
Bromatos (µg/L BrO ₃)	10	---	---	---	---	---	---	---
Cádmio (µg/L Cd)	5,0	---	---	---	---	---	---	---
Cálcio (mg/L Ca)	---	<5	<5	---	---	1	1	100%
Chumbo (µg/L Pb)	25	<5	<5	0	100%	1	1	100%
Cianetos (µg/L CN)	50	---	---	---	---	---	---	---
Cobre (mg/L Cu)	2,0	0,02	0,02	0	100%	1	1	100%
Crómio (µg/L Cr)	50	---	---	---	---	---	---	---
1,2 - dicloroetano (µg/L)	3,0	---	---	---	---	---	---	---
Dureza total (mg/L CaCO ₃)	---	<17	<17	---	---	1	1	100%
Enterococos (N/100 ml)	0	0	0	0	100%	1	1	100%
Fluoretos (mg/L F)	1,5	---	---	---	---	---	---	---
Magnésio (mg/L Mg)	---	2,8	2,8	---	---	1	1	100%
Mercurio (µg/L Hg)	1	---	---	---	---	---	---	---
Níquel (µg/L Ni)	20	<5	<5	0	100%	1	1	100%
Selénio (µg/L Se)	10	---	---	---	---	---	---	---
Cloretos (mg/L Cl)	250	---	---	---	---	---	---	---
Sódio (mg/L Na)	200	---	---	---	---	---	---	---
Sulfatos (mg/L SO ₄)	250	---	---	---	---	---	---	---
Tetracloroetano(µg/L)	---	---	---	---	---	---	---	---
Tricloroetano(µg/L)	---	---	---	---	---	---	---	---
Hidrocarbonetos Aromáticos Policíclicos (µg/L):	0,10	---	---	---	---	---	---	---
Benzo(b)fluoranteno (µg/L)	---	---	---	---	---	---	---	---
Benzo(k)fluoranteno (µg/L)	---	---	---	---	---	---	---	---
Benzo(ghi)perileno (µg/L)	---	---	---	---	---	---	---	---
Indeno(1,2,3-cd)pireno(µg/L)	---	---	---	---	---	---	---	---
Clorofórmio(µg/L)	---	---	---	---	---	---	---	---
Bromofórmio(µg/L)	---	---	---	---	---	---	---	---
Bromodiorometano(µg/L)	---	---	---	---	---	---	---	---
Dibromoclorometano(µg/L)	---	---	---	---	---	---	---	---
Total:					100%	26	26	100%
Freguesia de Alcaria Ruiva Algodor								
Informação complementar relativa à averiguação das situações de incumprimento dos VP (causas e medidas correctivas):								
O Presidente da Câmara Municipal de Mértola					Data da publicação:			
Jorge Paulo Colaço Rosa-					13 de Maio de 2013			

	Câmara Municipal de Mértola	CONTROLO DA QUALIDADE DA ÁGUA PARA CONSUMO HUMANO NAS ZONAS DE ABASTECIMENTO¹ DO CONCELHO DE MÉRTOLA	EDITAL n.º 62/2013
--	------------------------------------	--	---------------------------

Em conformidade com o Decreto-Lei n.º 306/2007, de 27 de agosto, procedeu-se à verificação da qualidade da água da rede pública, através de análises periódicas na torneira do consumidor, segundo o Programa de Controlo da Qualidade da Água (PCQA) aprovado pela autoridade competente (ERSAR).	1º TRIMESTRE 2013 01 janeiro a 31 março
--	--

Parâmetro (unidades)	Valor Paramétrico (VP) fixado no DL 306/2007	Valores obtidos		N.º Análises superiores VP	% Cumprimento do VP	N.º Análises (PCQA)		% Análises Realizadas
		Mínimo	Máximo			Agendadas	Realizadas	
Escherichia coli (N/100 ml)	0	0	0	0	100%	2	2	100%
Bactérias coliformes (N/100 ml)	0	0	0	0	100%	2	2	100%
Desinfetante residual (mg/L)	0,4	0,4	0,7	---	---	2	2	100%
Alumínio (µg/L Al)	200	---	---	---	---	---	---	---
Amónio (mg/L NH ₄)	0,50	<0,02	<0,02	0	100%	1	1	100%
Número de colónias a 22 °C (N/ml)	Sem alteração anormal	0	0	---	---	1	1	100%
Número de colónias a 37 °C (N/ml)	Sem alteração anormal	0	0	---	---	1	1	100%
Condutividade (µS/cm a 20°C)	2500	740	740	0	100%	1	1	100%
Clostridium perfringens (N/100ml)	0	0	0	0	100%	1	1	100%
Cor (mg/L PtCo)	20	<2	<2	0	100%	1	1	100%
pH (Unidades pH)	≥6,5 e ≤9	7,5	7,5	0	100%	1	1	100%
Ferro (µg/L Fe)	200	<50	<50	0	100%	1	1	100%
Manganês (µg/L Mn)	50	<15	<15	0	100%	1	1	100%
Nitratos ² (mg/L NO ₃)	50	<10	<10	0	100%	1	1	100%
Nitritos (mg/L NO ₂)	0,5	---	---	---	---	---	---	---
Oxidabilidade (mg/L O ₂)	5	<1	<1	0	100%	1	1	100%
Cheiro a 25°C (Factor de diluição)	3	<1	<1	0	100%	1	1	100%
Sabor a 25°C (Factor de diluição)	3	<1	<1	0	100%	1	1	100%
Turvação (NTU)	4	0,7	0,7	0	100%	1	1	100%
Antimónio (µg/L Sb)	5	---	---	---	---	---	---	---
Arsénio (µg/L As)	10	---	---	---	---	---	---	---
Benzeno (µg/L)	1,0	---	---	---	---	---	---	---
Benzo(a)pireno (µg/L)	0,010	---	---	---	---	---	---	---
Boro (mg/L B)	1,0	---	---	---	---	---	---	---
Bromatos (µg/L BrO ₃)	10	---	---	---	---	---	---	---
Cádmio (µg/L Cd)	5,0	---	---	---	---	---	---	---
Cálcio (mg/L Ca)	---	160	160	---	---	1	1	100%
Chumbo (µg/L Pb)	25	<5	<5	0	100%	1	1	100%
Cianetos (µg/L CN)	50	---	---	---	---	---	---	---
Cobre (mg/L Cu)	2,0	<0,01	<0,01	0	100%	1	1	100%
Crómio (µg/L Cr)	50	---	---	---	---	---	---	---
1,2 - dicloroetano (µg/L)	3,0	---	---	---	---	---	---	---
Dureza total (mg/L CaCO ₃)	---	500	500	---	---	1	1	100%
Enterococos (N/100 ml)	0	0	0	0	100%	1	1	100%
Fluoretos (mg/L F)	1,5	---	---	---	---	---	---	---
Magnésio (mg/L Mg)	---	24	24	---	---	1	1	100%
Mercurio (µg/L Hg)	1	---	---	---	---	---	---	---
Níquel (µg/L Ni)	20	<5	<5	0	100%	1	1	100%
Selénio (µg/L Se)	10	---	---	---	---	---	---	---
Cloretos (mg/L Cl)	250	70	70	0	100%	1	1	100%
Sódio (mg/L Na)	200	---	---	---	---	---	---	---
Sulfatos (mg/L SO ₄)	250	30	30	0	100%	1	1	100%
Tetracloroetano(µg/L)	---	---	---	---	---	---	---	---
Tricloroetano(µg/L)	---	---	---	---	---	---	---	---
Hidrocarbonetos Aromáticos Policíclicos (µg/L):	0,10	---	---	---	---	---	---	---
Benzo(b)fluoranteno (µg/L)	---	---	---	---	---	---	---	---
Benzo(k)fluoranteno (µg/L)	---	---	---	---	---	---	---	---
Benzo(ghi)perileno (µg/L)	---	---	---	---	---	---	---	---
Indeno(1,2,3-cd)pireno(µg/L)	---	---	---	---	---	---	---	---
Clorofórmio(µg/L)	---	---	---	---	---	---	---	---
Bromofórmio(µg/L)	---	---	---	---	---	---	---	---
Bromodlorometano(µg/L)	---	---	---	---	---	---	---	---
Dibromoclorometano(µg/L)	---	---	---	---	---	---	---	---
Total:					100%	29	29	100%

Freguesia de São João dos Caldeiros
Álvares

Informação complementar relativa à averiguação das situações de incumprimento dos VP (causas e medidas correctivas):

O Presidente da Câmara Municipal de Mértola Jorge Paulo Colaço Rosa-	Data da publicação: 13 de Maio de 2013
---	---

Câmara Municipal de Mértola		CONTROLO DA QUALIDADE DA ÁGUA PARA CONSUMO HUMANO NAS ZONAS DE ABASTECIMENTO ¹ DO CONCELHO DE MÉRTOLA				EDITAL n.º 62/2013		
Em conformidade com o Decreto-Lei n.º 306/2007, de 27 de agosto, procedeu-se à verificação da qualidade da água da rede pública, através de análises periódicas na torneira do consumidor, segundo o Programa de Controlo da Qualidade da Água (PCQA) aprovado pela autoridade competente (ERSAR).						1º TRIMESTRE 2013 01 janeiro a 31 março		
Parâmetro (unidades)	Valor Paramétrico (VP) fixado no DL 306/2007	Valores obtidos		N.º Análises superiores VP	% Cumprimento do VP	N.º Análises (PCQA)		% Análises Realizadas
		Mínimo	Máximo			Agendadas	Realizadas	
Escherichia coli (N/100 ml)	0	0	0	0	100%	1	1	100%
Bactérias coliformes (N/100 ml)	0	0	0	0	100%	1	1	100%
Desinfetante residual (mg/L)	0,4	0,8	0,8	---	---	1	1	100%
Alumínio (µg/L Al)	200	---	---	---	---	---	---	---
Amónio (mg/L NH ₄)	0,50	---	---	---	---	---	---	---
Número de colónias a 22 °C (N/ml)	Sem alteração anormal	---	---	---	---	---	---	---
Número de colónias a 37 °C (N/ml)	Sem alteração anormal	---	---	---	---	---	---	---
Condutividade (µS/cm a 20°C)	2500	---	---	---	---	---	---	---
Clostridium perfringens (N/100ml)	0	---	---	---	---	---	---	---
Cor (mg/L PtCo)	20	---	---	---	---	---	---	---
pH (Unidades pH)	≥6,5 e ≤9	---	---	---	---	---	---	---
Ferro (µg/L Fe)	200	---	---	---	---	---	---	---
Manganês (µg/L Mn)	50	---	---	---	---	---	---	---
Nitratos ² (mg/L NO ₃)	50	---	---	---	---	---	---	---
Nitritos (mg/L NO ₂)	0,5	---	---	---	---	---	---	---
Oxidabilidade (mg/L O ₂)	5	---	---	---	---	---	---	---
Cheiro a 25°C (Factor de diluição)	3	---	---	---	---	---	---	---
Sabor a 25°C (Factor de diluição)	3	---	---	---	---	---	---	---
Turvação (NTU)	4	---	---	---	---	---	---	---
Antimónio (µg/L Sb)	5	---	---	---	---	---	---	---
Arsénio (µg/L As)	10	---	---	---	---	---	---	---
Benzeno (µg/L)	1,0	---	---	---	---	---	---	---
Benzo(a)pireno (µg/L)	0,010	---	---	---	---	---	---	---
Boro (mg/L B)	1,0	---	---	---	---	---	---	---
Bromatos (µg/L BrO ₃)	10	---	---	---	---	---	---	---
Cádmio (µg/L Cd)	5,0	---	---	---	---	---	---	---
Cálcio (mg/L Ca)	---	---	---	---	---	---	---	---
Chumbo (µg/L Pb)	25	---	---	---	---	---	---	---
Cianetos (µg/L CN)	50	---	---	---	---	---	---	---
Cobre (mg/L Cu)	2,0	---	---	---	---	---	---	---
Crómio (µg/L Cr)	50	---	---	---	---	---	---	---
1,2 - dicloroetano (µg/L)	3,0	---	---	---	---	---	---	---
Dureza total (mg/L CaCO ₃)	---	---	---	---	---	---	---	---
Enterococos (N/100 ml)	0	---	---	---	---	---	---	---
Fluoretos (mg/L F)	1,5	---	---	---	---	---	---	---
Magnésio (mg/L Mg)	---	---	---	---	---	---	---	---
Mercurio (µg/L Hg)	1	---	---	---	---	---	---	---
Níquel (µg/L Ni)	20	---	---	---	---	---	---	---
Selénio (µg/L Se)	10	---	---	---	---	---	---	---
Cloretos (mg/L Cl)	250	---	---	---	---	---	---	---
Sódio (mg/L Na)	200	---	---	---	---	---	---	---
Sulfatos (mg/L SO ₄)	250	---	---	---	---	---	---	---
Tetracloroetano(µg/L)	---	---	---	---	---	---	---	---
Tricloroetano(µg/L)	---	---	---	---	---	---	---	---
Hidrocarbonetos Aromáticos Policíclicos (µg/L):	0,10	---	---	---	---	---	---	---
Benzo(b)fluoranteno (µg/L)	---	---	---	---	---	---	---	---
Benzo(k)fluoranteno (µg/L)	---	---	---	---	---	---	---	---
Benzo(ghi)perileno (µg/L)	---	---	---	---	---	---	---	---
Indeno(1,2,3-cd)pireno(µg/L)	---	---	---	---	---	---	---	---
Clorofórmio(µg/L)	---	---	---	---	---	---	---	---
Bromofórmio(µg/L)	---	---	---	---	---	---	---	---
Bromodichlorometano(µg/L)	---	---	---	---	---	---	---	---
Dibromoclorometano(µg/L)	---	---	---	---	---	---	---	---
Total:					100%	3	3	100%
Freguesia de Mértola Amendoira da Serra								
Informação complementar relativa à averiguação das situações de incumprimento dos VP (causas e medidas correctivas):								
O Presidente da Câmara Municipal de Mértola						Data da publicação:		
Jorge Paulo Colaço Rosa-						13 de Maio de 2013		

Câmara Municipal de Mértola		CONTROLO DA QUALIDADE DA ÁGUA PARA CONSUMO HUMANO NAS ZONAS DE ABASTECIMENTO ¹ DO CONCELHO DE MÉRTOLA				EDITAL n.º 62/2013		
Em conformidade com o Decreto-Lei n.º 306/2007, de 27 de agosto, procedeu-se à verificação da qualidade da água da rede pública, através de análises periódicas na torneira do consumidor, segundo o Programa de Controlo da Qualidade da Água (PCQA) aprovado pela autoridade competente (ERSAR).						1º TRIMESTRE 2013 01 janeiro a 31 março		
Parâmetro (unidades)	Valor Paramétrico (VP) fixado no DL 306/2007	Valores obtidos		N.º Análises superiores VP	% Cumprimento do VP	N.º Análises (PCQA)		% Análises Realizadas
		Mínimo	Máximo			Agendadas	Realizadas	
Escherichia coli (N/100 ml)	0	0	0	0	100%	1	1	100%
Bactérias coliformes (N/100 ml)	0	0	0	0	100%	1	1	100%
Desinfetante residual (mg/L)	0,4	0,6	0,6	---	---	1	1	100%
Alumínio (µg/L Al)	200	---	---	---	---	---	---	---
Amónio (mg/L NH ₄)	0,50	---	---	---	---	---	---	---
Número de colónias a 22 °C (N/ml)	Sem alteração anormal	---	---	---	---	---	---	---
Número de colónias a 37 °C (N/ml)	Sem alteração anormal	---	---	---	---	---	---	---
Condutividade (µS/cm a 20°C)	2500	---	---	---	---	---	---	---
Clostridium perfringens (N/100ml)	0	---	---	---	---	---	---	---
Cor (mg/L PtCo)	20	---	---	---	---	---	---	---
pH (Unidades pH)	≥6,5 e ≤9	---	---	---	---	---	---	---
Ferro (µg/L Fe)	200	---	---	---	---	---	---	---
Manganês (µg/L Mn)	50	---	---	---	---	---	---	---
Nitratos ² (mg/L NO ₃)	50	---	---	---	---	---	---	---
Nitritos (mg/L NO ₂)	0,5	---	---	---	---	---	---	---
Oxidabilidade (mg/L O ₂)	5	---	---	---	---	---	---	---
Cheiro a 25°C (Factor de diluição)	3	---	---	---	---	---	---	---
Sabor a 25°C (Factor de diluição)	3	---	---	---	---	---	---	---
Turvação (NTU)	4	---	---	---	---	---	---	---
Antimónio (µg/L Sb)	5	---	---	---	---	---	---	---
Arsénio (µg/L As)	10	---	---	---	---	---	---	---
Benzeno (µg/L)	1,0	---	---	---	---	---	---	---
Benzo(a)pireno (µg/L)	0,010	---	---	---	---	---	---	---
Boro (mg/L B)	1,0	---	---	---	---	---	---	---
Bromatos (µg/L BrO ₃)	10	---	---	---	---	---	---	---
Cádmio (µg/L Cd)	5,0	---	---	---	---	---	---	---
Cálcio (mg/L Ca)	---	---	---	---	---	---	---	---
Chumbo (µg/L Pb)	25	---	---	---	---	---	---	---
Cianetos (µg/L CN)	50	---	---	---	---	---	---	---
Cobre (mg/L Cu)	2,0	---	---	---	---	---	---	---
Crómio (µg/L Cr)	50	---	---	---	---	---	---	---
1,2 - dicloroetano (µg/L)	3,0	---	---	---	---	---	---	---
Dureza total (mg/L CaCO ₃)	---	---	---	---	---	---	---	---
Enterococos (N/100 ml)	0	---	---	---	---	---	---	---
Fluoretos (mg/L F)	1,5	---	---	---	---	---	---	---
Magnésio (mg/L Mg)	---	---	---	---	---	---	---	---
Mercurio (µg/L Hg)	1	---	---	---	---	---	---	---
Níquel (µg/L Ni)	20	---	---	---	---	---	---	---
Selénio (µg/L Se)	10	---	---	---	---	---	---	---
Cloretos (mg/L Cl)	250	---	---	---	---	---	---	---
Sódio (mg/L Na)	200	---	---	---	---	---	---	---
Sulfatos (mg/L SO ₄)	250	---	---	---	---	---	---	---
Tetracloroetano(µg/L)	---	---	---	---	---	---	---	---
Tricloroetano(µg/L)	---	---	---	---	---	---	---	---
Hidrocarbonetos Aromáticos Policíclicos (µg/L):	0,10	---	---	---	---	---	---	---
Benzo(b)fluoranteno (µg/L)	---	---	---	---	---	---	---	---
Benzo(k)fluoranteno (µg/L)	---	---	---	---	---	---	---	---
Benzo(ghi)perileno (µg/L)	---	---	---	---	---	---	---	---
Indeno(1,2,3-cd)pireno(µg/L)	---	---	---	---	---	---	---	---
Clorofórmio(µg/L)	---	---	---	---	---	---	---	---
Bromofórmio(µg/L)	---	---	---	---	---	---	---	---
Bromodichlorometano(µg/L)	---	---	---	---	---	---	---	---
Dibromoclorometano(µg/L)	---	---	---	---	---	---	---	---
Total:					100%	3	3	100%
Freguesia de Alcaria Ruiva Amendoeira do Campo								
Informação complementar relativa à averiguação das situações de incumprimento dos VP (causas e medidas correctivas):								
O Presidente da Câmara Municipal de Mértola						Data da publicação:		
Jorge Paulo Colaço Rosa-						13 de Maio de 2013		

	Câmara Municipal de Mértola	CONTROLO DA QUALIDADE DA ÁGUA PARA CONSUMO HUMANO NAS ZONAS DE ABASTECIMENTO¹ DO CONCELHO DE MÉRTOLA	EDITAL n.º 62/2013
--	------------------------------------	--	---------------------------

Em conformidade com o Decreto-Lei n.º 306/2007, de 27 de agosto, procedeu-se à verificação da qualidade da água da rede pública, através de análises periódicas na torneira do consumidor, segundo o Programa de Controlo da Qualidade da Água (PCQA) aprovado pela autoridade competente (ERSAR).	1º TRIMESTRE 2013 01 janeiro a 31 março
--	--

Parâmetro (unidades)	Valor Paramétrico (VP) fixado no DL 306/2007	Valores obtidos		N.º Análises superiores VP	% Cumprimento do VP	N.º Análises (PCQA)		% Análises Realizadas
		Mínimo	Máximo			Agendadas	Realizadas	
Escherichia coli (N/100 ml)	0	0	0	0	100%	2	2	100%
Bactérias coliformes (N/100 ml)	0	0	0	0	100%	2	2	100%
Desinfetante residual (mg/L)	0,4	0,5	0,5	---	---	2	2	100%
Alumínio (µg/L Al)	200	---	---	---	---	---	---	---
Amónio (mg/L NH ₄)	0,50	0,03	0,03	0	100%	1	1	100%
Número de colónias a 22 °C (N/ml)	Sem alteração anormal	2	2	---	---	1	1	100%
Número de colónias a 37 °C (N/ml)	Sem alteração anormal	1	1	---	---	1	1	100%
Condutividade (µS/cm a 20°C)	2500	1000	1000	0	100%	1	1	100%
Clostridium perfringens (N/100ml)	0	0	0	0	100%	1	1	100%
Cor (mg/L PtCo)	20	<2	<2	0	100%	1	1	100%
pH (Unidades pH)	≥6,5 e ≤9	6,5	6,5	0	100%	1	1	100%
Ferro (µg/L Fe)	200	<50	<50	0	100%	1	1	100%
Manganês (µg/L Mn)	50	24	24	0	100%	1	1	100%
Nitratos ² (mg/L NO ₃)	50	37	37	0	100%	1	1	100%
Nitritos (mg/L NO ₂)	0,5	---	---	---	---	---	---	---
Oxidabilidade (mg/L O ₂)	5	1,1	1,1	0	100%	1	1	100%
Cheiro a 25°C (Factor de diluição)	3	<1	<1	0	100%	1	1	100%
Sabor a 25°C (Factor de diluição)	3	3	3	0	100%	1	1	100%
Turvação (NTU)	4	<0,5	<0,5	0	100%	1	1	100%
Antimónio (µg/L Sb)	5	---	---	---	---	---	---	---
Arsénio (µg/L As)	10	---	---	---	---	---	---	---
Benzeno (µg/L)	1,0	---	---	---	---	---	---	---
Benzo(a)pireno (µg/L)	0,010	---	---	---	---	---	---	---
Boro (mg/L B)	1,0	---	---	---	---	---	---	---
Bromatos (µg/L BrO ₃)	10	---	---	---	---	---	---	---
Cádmio (µg/L Cd)	5,0	---	---	---	---	---	---	---
Cálcio (mg/L Ca)	---	21	21	---	---	1	1	100%
Chumbo (µg/L Pb)	25	<5	<5	0	100%	1	1	100%
Cianetos (µg/L CN)	50	---	---	---	---	---	---	---
Cobre (mg/L Cu)	2,0	<0,01	<0,01	0	100%	1	1	100%
Crómio (µg/L Cr)	50	---	---	---	---	---	---	---
1,2 - dicloroetano (µg/L)	3,0	---	---	---	---	---	---	---
Dureza total (mg/L CaCO ₃)	---	220	220	---	---	1	1	100%
Enterococos (N/100 ml)	0	0	0	0	100%	1	1	100%
Fluoretos (mg/L F)	1,5	---	---	---	---	---	---	---
Magnésio (mg/L Mg)	---	40	40	---	---	1	1	100%
Mercurio (µg/L Hg)	1	---	---	---	---	---	---	---
Níquel (µg/L Ni)	20	<5	<5	0	100%	1	1	100%
Selénio (µg/L Se)	10	---	---	---	---	---	---	---
Cloretos (mg/L Cl)	250	300	300	1	0%	1	1	100%
Sódio (mg/L Na)	200	160	160	0	100%	1	1	100%
Sulfatos (mg/L SO ₄)	250	43	43	0	100%	1	1	100%
Tetracloroetano(µg/L)	---	---	---	---	---	---	---	---
Tricloroetano(µg/L)	---	---	---	---	---	---	---	---
Hidrocarbonetos Aromáticos Policíclicos (µg/L):	0,10	---	---	---	---	---	---	---
Benzo(b)fluoranteno (µg/L)	---	---	---	---	---	---	---	---
Benzo(k)fluoranteno (µg/L)	---	---	---	---	---	---	---	---
Benzo(ghi)perileno (µg/L)	---	---	---	---	---	---	---	---
Indeno(1,2,3-cd)pireno(µg/L)	---	---	---	---	---	---	---	---
Clorofórmio(µg/L)	---	---	---	---	---	---	---	---
Bromofórmio(µg/L)	---	---	---	---	---	---	---	---
Bromodlorometano(µg/L)	---	---	---	---	---	---	---	---
Dibromoclorometano(µg/L)	---	---	---	---	---	---	---	---
Total:					95%	30	30	100%

Freguesia de Alcaria Ruiva Azinhal

Informação complementar relativa à averiguação das situações de incumprimento dos VP (causas e medidas correctivas):

O Presidente da Câmara Municipal de Mértola Jorge Paulo Colaço Rosa-	Data da publicação: 13 de Maio de 2013
--	--

Câmara Municipal de Mértola		CONTROLO DA QUALIDADE DA ÁGUA PARA CONSUMO HUMANO NAS ZONAS DE ABASTECIMENTO ¹ DO CONCELHO DE MÉRTOLA				EDITAL n.º 62/2013		
Em conformidade com o Decreto-Lei n.º 306/2007, de 27 de agosto, procedeu-se à verificação da qualidade da água da rede pública, através de análises periódicas na torneira do consumidor, segundo o Programa de Controlo da Qualidade da Água (PCQA) aprovado pela autoridade competente (ERSAR).						1º TRIMESTRE 2013 01 janeiro a 31 março		
Parâmetro (unidades)	Valor Paramétrico (VP) fixado no DL 306/2007	Valores obtidos		N.º Análises superiores VP	% Cumprimento do VP	N.º Análises (PCQA)		% Análises Realizadas
		Mínimo	Máximo			Agendadas	Realizadas	
Escherichia coli (N/100 ml)	0	0	0	0	100%	1	1	100%
Bactérias coliformes (N/100 ml)	0	0	0	0	100%	1	1	100%
Desinfetante residual (mg/L)	0,4	0,6	0,6	---	---	1	1	100%
Alumínio (µg/L Al)	200	---	---	---	---	---	---	---
Amónio (mg/L NH ₄)	0,50	---	---	---	---	---	---	---
Número de colónias a 22 °C (N/ml)	Sem alteração anormal	---	---	---	---	---	---	---
Número de colónias a 37 °C (N/ml)	Sem alteração anormal	---	---	---	---	---	---	---
Condutividade (µS/cm a 20°C)	2500	---	---	---	---	---	---	---
Clostridium perfringens (N/100ml)	0	---	---	---	---	---	---	---
Cor (mg/L PtCo)	20	---	---	---	---	---	---	---
pH (Unidades pH)	≥6,5 e ≤9	---	---	---	---	---	---	---
Ferro (µg/L Fe)	200	---	---	---	---	---	---	---
Manganês (µg/L Mn)	50	---	---	---	---	---	---	---
Nitratos ² (mg/L NO ₃)	50	---	---	---	---	---	---	---
Nitritos (mg/L NO ₂)	0,5	---	---	---	---	---	---	---
Oxidabilidade (mg/L O ₂)	5	---	---	---	---	---	---	---
Cheiro a 25°C (Factor de diluição)	3	---	---	---	---	---	---	---
Sabor a 25°C (Factor de diluição)	3	---	---	---	---	---	---	---
Turvação (NTU)	4	---	---	---	---	---	---	---
Antimónio (µg/L Sb)	5	---	---	---	---	---	---	---
Arsénio (µg/L As)	10	---	---	---	---	---	---	---
Benzeno (µg/L)	1,0	---	---	---	---	---	---	---
Benzo(a)pireno (µg/L)	0,010	---	---	---	---	---	---	---
Boro (mg/L B)	1,0	---	---	---	---	---	---	---
Bromatos (µg/L BrO ₃)	10	---	---	---	---	---	---	---
Cádmio (µg/L Cd)	5,0	---	---	---	---	---	---	---
Cálcio (mg/L Ca)	---	---	---	---	---	---	---	---
Chumbo (µg/L Pb)	25	---	---	---	---	---	---	---
Cianetos (µg/L CN)	50	---	---	---	---	---	---	---
Cobre (mg/L Cu)	2,0	---	---	---	---	---	---	---
Crómio (µg/L Cr)	50	---	---	---	---	---	---	---
1,2 - dicloroetano (µg/L)	3,0	---	---	---	---	---	---	---
Dureza total (mg/L CaCO ₃)	---	---	---	---	---	---	---	---
Enterococos (N/100 ml)	0	---	---	---	---	---	---	---
Fluoretos (mg/L F)	1,5	---	---	---	---	---	---	---
Magnésio (mg/L Mg)	---	---	---	---	---	---	---	---
Mercurio (µg/L Hg)	1	---	---	---	---	---	---	---
Níquel (µg/L Ni)	20	---	---	---	---	---	---	---
Selénio (µg/L Se)	10	---	---	---	---	---	---	---
Cloretos (mg/L Cl)	250	---	---	---	---	---	---	---
Sódio (mg/L Na)	200	---	---	---	---	---	---	---
Sulfatos (mg/L SO ₄)	250	---	---	---	---	---	---	---
Tetracloroetano(µg/L)	---	---	---	---	---	---	---	---
Tricloroetano(µg/L)	---	---	---	---	---	---	---	---
Hidrocarbonetos Aromáticos Policíclicos (µg/L):	0,10	---	---	---	---	---	---	---
Benzo(b)fluoranteno (µg/L)	---	---	---	---	---	---	---	---
Benzo(k)fluoranteno (µg/L)	---	---	---	---	---	---	---	---
Benzo(ghi)perileno (µg/L)	---	---	---	---	---	---	---	---
Indeno(1,2,3-cd)pireno(µg/L)	---	---	---	---	---	---	---	---
Clorofórmio(µg/L)	---	---	---	---	---	---	---	---
Bromofórmio(µg/L)	---	---	---	---	---	---	---	---
Bromodichlorometano(µg/L)	---	---	---	---	---	---	---	---
Dibromoclorometano(µg/L)	---	---	---	---	---	---	---	---
Total:					100%	3	3	100%
Freguesia de Alcaria Ruiva Benviuda								
Informação complementar relativa à averiguação das situações de incumprimento dos VP (causas e medidas correctivas):								
O Presidente da Câmara Municipal de Mértola Jorge Paulo Colaço Rosa-						Data da publicação: 13 de Maio de 2013		

	Câmara Municipal de Mértola	CONTROLO DA QUALIDADE DA ÁGUA PARA CONSUMO HUMANO NAS ZONAS DE ABASTECIMENTO¹ DO CONCELHO DE MÉRTOLA	EDITAL n.º 62/2013
--	------------------------------------	--	---------------------------

Em conformidade com o Decreto-Lei n.º 306/2007, de 27 de agosto, procedeu-se à verificação da qualidade da água da rede pública, através de análises periódicas na torneira do consumidor, segundo o Programa de Controlo da Qualidade da Água (PCQA) aprovado pela autoridade competente (ERSAR).	1º TRIMESTRE 2013 01 janeiro a 31 março
--	--

Parâmetro (unidades)	Valor Paramétrico (VP) fixado no DL 306/2007	Valores obtidos		N.º Análises superiores VP	% Cumprimento do VP	N.º Análises (PCQA)		% Análises Realizadas
		Mínimo	Máximo			Agendadas	Realizadas	
Escherichia coli (N/100 ml)	0	0	0	0	100%	2	2	100%
Bactérias coliformes (N/100 ml)	0	0	0	0	100%	2	2	100%
Desinfetante residual (mg/L)	0,4	0,5	0,9	---	---	2	2	100%
Alumínio (µg/L Al)	200	---	---	---	---	---	---	---
Amónio (mg/L NH ₄)	0,50	<0,02	<0,02	0	100%	1	1	100%
Número de colónias a 22 °C (N/ml)	Sem alteração anormal	0	0	---	---	1	1	100%
Número de colónias a 37 °C (N/ml)	Sem alteração anormal	0	0	---	---	1	1	100%
Condutividade (µS/cm a 20°C)	2500	890	890	0	100%	1	1	100%
Clostridium perfringens (N/100ml)	0	0	0	0	100%	1	1	100%
Cor (mg/L PtCo)	20	<2	<2	0	100%	1	1	100%
pH (Unidades pH)	≥6,5 e ≤9	7,6	7,6	0	100%	1	1	100%
Ferro (µg/L Fe)	200	<50	<50	0	100%	1	1	100%
Manganês (µg/L Mn)	50	<15	<15	0	100%	1	1	100%
Nitratos ² (mg/L NO ₃)	50	<10	<10	0	100%	1	1	100%
Nitritos (mg/L NO ₂)	0,5	---	---	---	---	---	---	---
Oxidabilidade (mg/L O ₂)	5	<1	<1	0	100%	1	1	100%
Cheiro a 25°C (Factor de diluição)	3	<1	<1	0	100%	1	1	100%
Sabor a 25°C (Factor de diluição)	3	4	4	1	0%	1	1	100%
Turvação (NTU)	4	<0,5	<0,5	0	100%	1	1	100%
Antimónio (µg/L Sb)	5	<3,5	<3,5	0	100%	1	1	100%
Arsénio (µg/L As)	10	---	---	---	---	---	---	---
Benzeno (µg/L)	1,0	---	---	---	---	---	---	---
Benzo(a)pireno (µg/L)	0,010	---	---	---	---	---	---	---
Boro (mg/L B)	1,0	---	---	---	---	---	---	---
Bromatos (µg/L BrO ₃)	10	---	---	---	---	---	---	---
Cádmio (µg/L Cd)	5,0	---	---	---	---	---	---	---
Cálcio (mg/L Ca)	---	54	54	---	---	1	1	100%
Chumbo (µg/L Pb)	25	<5	<5	0	100%	1	1	100%
Cianetos (µg/L CN)	50	---	---	---	---	---	---	---
Cobre (mg/L Cu)	2,0	<0,01	<0,01	0	100%	1	1	100%
Crómio (µg/L Cr)	50	---	---	---	---	---	---	---
1,2 - dicloroetano (µg/L)	3,0	---	---	---	---	---	---	---
Dureza total (mg/L CaCO ₃)	---	250	250	---	---	1	1	100%
Enterococos (N/100 ml)	0	0	0	0	100%	1	1	100%
Fluoretos (mg/L F)	1,5	---	---	---	---	---	---	---
Magnésio (mg/L Mg)	---	28	28	---	---	1	1	100%
Mercurio (µg/L Hg)	1	---	---	---	---	---	---	---
Níquel (µg/L Ni)	20	<5	<5	0	100%	1	1	100%
Selénio (µg/L Se)	10	---	---	---	---	---	---	---
Cloretos (mg/L Cl)	250	160	160	0	100%	1	1	100%
Sódio (mg/L Na)	200	130	130	0	100%	1	1	100%
Sulfatos (mg/L SO ₄)	250	35	35	0	100%	1	1	100%
Tetracloroetano(µg/L)	---	---	---	---	---	---	---	---
Tricloroetano(µg/L)	---	---	---	---	---	---	---	---
Hidrocarbonetos Aromáticos Policíclicos (µg/L):	0,10	---	---	---	---	---	---	---
Benzo(b)fluoranteno (µg/L)	---	---	---	---	---	---	---	---
Benzo(k)fluoranteno (µg/L)	---	---	---	---	---	---	---	---
Benzo(ghi)perileno (µg/L)	---	---	---	---	---	---	---	---
Indeno(1,2,3-cd)pireno(µg/L)	---	---	---	---	---	---	---	---
Clorofórmio(µg/L)	---	---	---	---	---	---	---	---
Bromofórmio(µg/L)	---	---	---	---	---	---	---	---
Bromodichlorometano(µg/L)	---	---	---	---	---	---	---	---
Dibromochlorometano(µg/L)	---	---	---	---	---	---	---	---
Total:					95%	31	31	100%

Freguesia de Espírito santo
Besteiros

Informação complementar relativa à averiguação das situações de incumprimento dos VP (causas e medidas correctivas):

O Presidente da Câmara Municipal de Mértola Jorge Paulo Colaço Rosa-	Data da publicação: 13 de Maio de 2013
---	---

	Câmara Municipal de Mértola	CONTROLO DA QUALIDADE DA ÁGUA PARA CONSUMO HUMANO NAS ZONAS DE ABASTECIMENTO¹ DO CONCELHO DE MÉRTOLA	EDITAL n.º 62/2013
--	------------------------------------	--	---------------------------

Em conformidade com o Decreto-Lei n.º 306/2007, de 27 de agosto, procedeu-se à verificação da qualidade da água da rede pública, através de análises periódicas na torneira do consumidor, segundo o Programa de Controlo da Qualidade da Água (PCQA) aprovado pela autoridade competente (ERSAR).	1º TRIMESTRE 2013 01 janeiro a 31 março
--	--

Parâmetro (unidades)	Valor Paramétrico (VP) fixado no DL 306/2007	Valores obtidos		N.º Análises superiores VP	% Cumprimento do VP	N.º Análises (PCQA)		% Análises Realizadas
		Mínimo	Máximo			Agendadas	Realizadas	
Escherichia coli (N/100 ml)	0	0	0	0	100%	2	2	100%
Bactérias coliformes (N/100 ml)	0	0	0	0	100%	2	2	100%
Desinfetante residual (mg/L)	0,4	0,3	0,5	---	---	2	2	100%
Alumínio (µg/L Al)	200	---	---	---	---	---	---	---
Amónio (mg/L NH ₄)	0,50	0,03	0,03	0	100%	1	1	100%
Número de colónias a 22 °C (N/ml)	Sem alteração anormal	9	9	---	---	1	1	100%
Número de colónias a 37 °C (N/ml)	Sem alteração anormal	0	0	---	---	1	1	100%
Condutividade (µS/cm a 20°C)	2500	980	980	0	100%	1	1	100%
Clostridium perfringens (N/100ml)	0	0	0	0	100%	1	1	100%
Cor (mg/L PtCo)	20	6	6	0	100%	1	1	100%
pH (Unidades pH)	≥6,5 e ≤9	7,5	7,5	0	100%	1	1	100%
Ferro (µg/L Fe)	200	<50	<50	0	100%	1	1	100%
Manganês (µg/L Mn)	50	<15	<15	0	100%	1	1	100%
Nitratos ² (mg/L NO ₃)	50	17	17	0	100%	1	1	100%
Nitritos (mg/L NO ₂)	0,5	---	---	---	---	---	---	---
Oxidabilidade (mg/L O ₂)	5	<1	<1	0	100%	1	1	100%
Cheiro a 25°C (Factor de diluição)	3	<1	<1	0	100%	1	1	100%
Sabor a 25°C (Factor de diluição)	3	<1	<1	0	100%	1	1	100%
Turvação (NTU)	4	1,8	1,8	0	100%	1	1	100%
Antimónio (µg/L Sb)	5	---	---	---	---	---	---	---
Arsénio (µg/L As)	10	<10	<10	0	100%	1	1	100%
Benzeno (µg/L)	1,0	---	---	---	---	---	---	---
Benzo(a)pireno (µg/L)	0,010	---	---	---	---	---	---	---
Boro (mg/L B)	1,0	---	---	---	---	---	---	---
Bromatos (µg/L BrO ₃)	10	---	---	---	---	---	---	---
Cádmio (µg/L Cd)	5,0	---	---	---	---	---	---	---
Cálcio (mg/L Ca)	---	59	59	---	---	1	1	100%
Chumbo (µg/L Pb)	25	6	6	0	100%	1	1	100%
Cianetos (µg/L CN)	50	---	---	---	---	---	---	---
Cobre (mg/L Cu)	2,0	<0,01	<0,01	0	100%	1	1	100%
Crómio (µg/L Cr)	50	---	---	---	---	---	---	---
1,2 - dicloroetano (µg/L)	3,0	---	---	---	---	---	---	---
Dureza total (mg/L CaCO ₃)	---	350	350	---	---	1	1	100%
Enterococos (N/100 ml)	0	0	0	0	100%	1	1	100%
Fluoretos (mg/L F)	1,5	---	---	---	---	---	---	---
Magnésio (mg/L Mg)	---	50	50	---	---	1	1	100%
Mercurio (µg/L Hg)	1	---	---	---	---	---	---	---
Níquel (µg/L Ni)	20	<5	<5	0	100%	1	1	100%
Selénio (µg/L Se)	10	---	---	---	---	---	---	---
Cloretos (mg/L Cl)	250	---	---	---	---	---	---	---
Sódio (mg/L Na)	200	---	---	---	---	---	---	---
Sulfatos (mg/L SO ₄)	250	56	56	0	100%	1	1	100%
Tetracloroetano(µg/L)	---	---	---	---	---	---	---	---
Tricloroetano(µg/L)	---	---	---	---	---	---	---	---
Hidrocarbonetos Aromáticos Policíclicos (µg/L):	0,10	---	---	---	---	---	---	---
Benzo(b)fluoranteno (µg/L)	---	---	---	---	---	---	---	---
Benzo(k)fluoranteno (µg/L)	---	---	---	---	---	---	---	---
Benzo(ghi)perileno (µg/L)	---	---	---	---	---	---	---	---
Indeno(1,2,3-cd)pireno(µg/L)	---	---	---	---	---	---	---	---
Clorofórmio(µg/L)	---	---	---	---	---	---	---	---
Bromofórmio(µg/L)	---	---	---	---	---	---	---	---
Bromodlorometano(µg/L)	---	---	---	---	---	---	---	---
Dibromoclorometano(µg/L)	---	---	---	---	---	---	---	---
Total:					100%	29	29	100%

Freguesia de Espírito santo Bicada

Informação complementar relativa à averiguação das situações de incumprimento dos VP (causas e medidas correctivas):

O Presidente da Câmara Municipal de Mértola Jorge Paulo Colaço Rosa-	Data da publicação: 13 de Maio de 2013
--	--



Câmara Municipal de Mértola

**CONTROLO DA QUALIDADE DA ÁGUA PARA CONSUMO HUMANO
NAS ZONAS DE ABASTECIMENTO¹ DO CONCELHO DE MÉRTOLA**

EDITAL n.º 62/2013

Em conformidade com o Decreto-Lei n.º 306/2007, de 27 de agosto, procedeu-se à verificação da qualidade da água da rede pública, através de análises periódicas na torneira do consumidor, segundo o Programa de Controlo da Qualidade da Água (PCQA) aprovado pela autoridade competente (ERSAR).

**1º TRIMESTRE 2013
01 janeiro a
31 março**

Parâmetro (unidades)	Valor Paramétrico (VP) fixado no DL 306/2007	Valores obtidos		N.º Análises superiores VP	% Cumprimento do VP	N.º Análises (PCQA)		% Análises Realizadas
		Mínimo	Máximo			Agendadas	Realizadas	
Escherichia coli (N/100 ml)	0	0	0	0	100%	2	2	100%
Bactérias coliformes (N/100 ml)	0	0	0	0	100%	2	2	100%
Desinfetante residual (mg/L)	0,4	0,3	0,4	---	---	2	2	100%
Alumínio (µg/L Al)	200	---	---	---	---	---	---	---
Amónio (mg/L NH ₄)	0,50	<0,02	<0,02	0	100%	1	1	100%
Número de colónias a 22 °C (N/ml)	Sem alteração anormal	0	0	---	---	1	1	100%
Número de colónias a 37 °C (N/ml)	Sem alteração anormal	2	2	---	---	1	1	100%
Condutividade (µS/cm a 20°C)	2500	720	720	0	100%	1	1	100%
Clostridium perfringens (N/100ml)	0	0	0	0	100%	1	1	100%
Cor (mg/L PtCo)	20	<2	<2	0	100%	1	1	100%
pH (Unidades pH)	≥6,5 e ≤9	7,8	7,8	0	100%	1	1	100%
Ferro (µg/L Fe)	200	<50	<50	0	100%	1	1	100%
Manganês (µg/L Mn)	50	<15	<15	0	100%	1	1	100%
Nitratos ² (mg/L NO ₃)	50	<10	<10	0	100%	1	1	100%
Nitritos (mg/L NO ₂)	0,5	---	---	---	---	---	---	---
Oxidabilidade (mg/L O ₂)	5	<1	<1	0	100%	1	1	100%
Cheiro a 25°C (Factor de diluição)	3	<1	<1	0	100%	1	1	100%
Sabor a 25°C (Factor de diluição)	3	<1	<1	0	100%	1	1	100%
Turvação (NTU)	4	1	1	0	100%	1	1	100%
Antimónio (µg/L Sb)	5	---	---	---	---	---	---	---
Arsénio (µg/L As)	10	---	---	---	---	---	---	---
Benzeno (µg/L)	1,0	---	---	---	---	---	---	---
Benzo(a)pireno (µg/L)	0,010	---	---	---	---	---	---	---
Boro (mg/L B)	1,0	---	---	---	---	---	---	---
Bromatos (µg/L BrO ₃)	10	---	---	---	---	---	---	---
Cádmio (µg/L Cd)	5,0	---	---	---	---	---	---	---
Cálcio (mg/L Ca)	---	61	61	---	---	1	1	100%
Chumbo (µg/L Pb)	25	<5	<5	0	100%	1	1	100%
Cianetos (µg/L CN)	50	---	---	---	---	---	---	---
Cobre (mg/L Cu)	2,0	0,03	0,03	0	100%	1	1	100%
Crómio (µg/L Cr)	50	---	---	---	---	---	---	---
1,2 - dicloroetano (µg/L)	3,0	---	---	---	---	---	---	---
Dureza total (mg/L CaCO ₃)	---	310	310	---	---	1	1	100%
Enterococos (N/100 ml)	0	0	0	0	100%	1	1	100%
Fluoretos (mg/L F)	1,5	---	---	---	---	---	---	---
Magnésio (mg/L Mg)	---	38	38	---	---	1	1	100%
Mercurio (µg/L Hg)	1	---	---	---	---	---	---	---
Níquel (µg/L Ni)	20	<5	<5	0	100%	1	1	100%
Selénio (µg/L Se)	10	---	---	---	---	---	---	---
Cloretos (mg/L Cl)	250	---	---	---	---	---	---	---
Sódio (mg/L Na)	200	---	---	---	---	---	---	---
Sulfatos (mg/L SO ₄)	250	31	31	0	100%	1	1	100%
Tetracloroetano(µg/L)	---	---	---	---	---	---	---	---
Tricloroetano(µg/L)	---	---	---	---	---	---	---	---
Hidrocarbonetos Aromáticos Policíclicos (µg/L):	0,10	---	---	---	---	---	---	---
Benzo(b)fluoranteno (µg/L)	---	---	---	---	---	---	---	---
Benzo(k)fluoranteno (µg/L)	---	---	---	---	---	---	---	---
Benzo(ghi)perileno (µg/L)	---	---	---	---	---	---	---	---
Indeno(1,2,3-cd)pireno(µg/L)	---	---	---	---	---	---	---	---
Clorofórmio(µg/L)	---	---	---	---	---	---	---	---
Bromofórmio(µg/L)	---	---	---	---	---	---	---	---
Bromodichlorometano(µg/L)	---	---	---	---	---	---	---	---
Dibromochlorometano(µg/L)	---	---	---	---	---	---	---	---
Total:					100%	28	28	100%

Freguesia de São Sebastião dos Carros
Boisões

Informação complementar relativa à averiguação das situações de incumprimento dos VP (causas e medidas correctivas):

<p>O Presidente da Câmara Municipal de Mértola</p> <p align="center">Jorge Paulo Colaço Rosa-</p>	<p>Data da publicação:</p> <p align="center">13 de Maio de 2013</p>
---	---

	Câmara Municipal de Mértola	CONTROLO DA QUALIDADE DA ÁGUA PARA CONSUMO HUMANO NAS ZONAS DE ABASTECIMENTO¹ DO CONCELHO DE MÉRTOLA	EDITAL n.º 62/2013
--	------------------------------------	--	---------------------------

Em conformidade com o Decreto-Lei n.º 306/2007, de 27 de agosto, procedeu-se à verificação da qualidade da água da rede pública, através de análises periódicas na torneira do consumidor, segundo o Programa de Controlo da Qualidade da Água (PCQA) aprovado pela autoridade competente (ERSAR).	1º TRIMESTRE 2013 01 janeiro a 31 março
--	--

Parâmetro (unidades)	Valor Paramétrico (VP) fixado no DL 306/2007	Valores obtidos		N.º Análises superiores VP	% Cumprimento do VP	N.º Análises (PCQA)		% Análises Realizadas
		Mínimo	Máximo			Agendadas	Realizadas	
Escherichia coli (N/100 ml)	0	0	36	1	50%	2	2	100%
Bactérias coliformes (N/100 ml)	0	0	36	1	50%	2	2	100%
Desinfetante residual (mg/L)	0,4	0,1	0,6	---	---	2	2	100%
Alumínio (µg/L Al)	200	---	---	---	---	---	---	---
Amónio (mg/L NH ₄)	0,50	<0,02	<0,02	0	100%	1	1	100%
Número de colónias a 22 °C (N/ml)	Sem alteração anormal	0	0	---	---	1	1	100%
Número de colónias a 37 °C (N/ml)	Sem alteração anormal	2	2	---	---	1	1	100%
Condutividade (µS/cm a 20°C)	2500	450	450	0	100%	1	1	100%
Clostridium perfringens (N/100ml)	0	0	0	0	100%	1	1	100%
Cor (mg/L PtCo)	20	<2	<2	0	100%	1	1	100%
pH (Unidades pH)	≥6,5 e ≤9	7,6	7,6	0	100%	1	1	100%
Ferro (µg/L Fe)	200	<50	<50	0	100%	1	1	100%
Manganês (µg/L Mn)	50	<15	<15	0	100%	1	1	100%
Nitratos ² (mg/L NO ₃)	50	<10	<10	0	100%	1	1	100%
Nitritos (mg/L NO ₂)	0,5	---	---	---	---	---	---	---
Oxidabilidade (mg/L O ₂)	5	1,4	1,4	0	100%	1	1	100%
Cheiro a 25°C (Factor de diluição)	3	<1	<1	0	100%	1	1	100%
Sabor a 25°C (Factor de diluição)	3	<1	<1	0	100%	1	1	100%
Turvação (NTU)	4	1,3	1,3	0	100%	1	1	100%
Antimónio (µg/L Sb)	5	---	---	---	---	---	---	---
Arsénio (µg/L As)	10	---	---	---	---	---	---	---
Benzeno (µg/L)	1,0	---	---	---	---	---	---	---
Benzo(a)pireno (µg/L)	0,010	---	---	---	---	---	---	---
Boro (mg/L B)	1,0	---	---	---	---	---	---	---
Bromatos (µg/L BrO ₃)	10	---	---	---	---	---	---	---
Cádmio (µg/L Cd)	5,0	---	---	---	---	---	---	---
Cálcio (mg/L Ca)	---	36	36	---	---	1	1	100%
Chumbo (µg/L Pb)	25	<5	<5	0	100%	1	1	100%
Cianetos (µg/L CN)	50	---	---	---	---	---	---	---
Cobre (mg/L Cu)	2,0	<0,01	<0,01	0	100%	1	1	100%
Crómio (µg/L Cr)	50	---	---	---	---	---	---	---
1,2 - dicloroetano (µg/L)	3,0	---	---	---	---	---	---	---
Dureza total (mg/L CaCO ₃)	---	180	180	---	---	1	1	100%
Enterococos (N/100 ml)	0	0	0	0	100%	1	1	100%
Fluoretos (mg/L F)	1,5	---	---	---	---	---	---	---
Magnésio (mg/L Mg)	---	21	21	---	---	1	1	100%
Mercurio (µg/L Hg)	1	---	---	---	---	---	---	---
Níquel (µg/L Ni)	20	<5	<5	0	100%	1	1	100%
Selénio (µg/L Se)	10	---	---	---	---	---	---	---
Cloretos (mg/L Cl)	250	---	---	---	---	---	---	---
Sódio (mg/L Na)	200	---	---	---	---	---	---	---
Sulfatos (mg/L SO ₄)	250	18	18	0	100%	1	1	100%
Tetracloroetano(µg/L)	---	---	---	---	---	---	---	---
Tricloroetano(µg/L)	---	---	---	---	---	---	---	---
Hidrocarbonetos Aromáticos Policíclicos (µg/L):	0,10	---	---	---	---	---	---	---
Benzo(b)fluoranteno (µg/L)	---	---	---	---	---	---	---	---
Benzo(k)fluoranteno (µg/L)	---	---	---	---	---	---	---	---
Benzo(ghi)perileno (µg/L)	---	---	---	---	---	---	---	---
Indeno(1,2,3-cd)pireno(µg/L)	---	---	---	---	---	---	---	---
Clorofórmio(µg/L)	---	---	---	---	---	---	---	---
Bromofórmio(µg/L)	---	---	---	---	---	---	---	---
Bromodlorometano(µg/L)	---	---	---	---	---	---	---	---
Dibromoclorometano(µg/L)	---	---	---	---	---	---	---	---
Total:					95%	28	28	100%


Freguesia de Mértola	Gomes	Brites
-----------------------------	--------------	---------------

Informação complementar relativa à averiguação das situações de incumprimento dos VP (causas e medidas correctivas):

O Presidente da Câmara Municipal de Mértola Jorge Paulo Colaço Rosa-	Data da publicação: 13 de Maio de 2013
--	--

Câmara Municipal de Mértola		CONTROLO DA QUALIDADE DA ÁGUA PARA CONSUMO HUMANO NAS ZONAS DE ABASTECIMENTO ¹ DO CONCELHO DE MÉRTOLA				EDITAL n.º 62/2013		
Em conformidade com o Decreto-Lei n.º 306/2007, de 27 de agosto, procedeu-se à verificação da qualidade da água da rede pública, através de análises periódicas na torneira do consumidor, segundo o Programa de Controlo da Qualidade da Água (PCQA) aprovado pela autoridade competente (ERSAR).						1º TRIMESTRE 2013 01 janeiro a 31 março		
Parâmetro (unidades)	Valor Paramétrico (VP) fixado no DL 306/2007	Valores obtidos		N.º Análises superiores VP	% Cumprimento do VP	N.º Análises (PCQA)		% Análises Realizadas
		Mínimo	Máximo			Agendadas	Realizadas	
Escherichia coli (N/100 ml)	0	0	0	0	100%	1	1	100%
Bactérias coliformes (N/100 ml)	0	0	0	0	100%	1	1	100%
Desinfetante residual (mg/L)	0,4	0,2	0,2	---	---	1	1	100%
Alumínio (µg/L Al)	200	---	---	---	---	---	---	---
Amónio (mg/L NH ₄)	0,50	---	---	---	---	---	---	---
Número de colónias a 22 °C (N/ml)	Sem alteração anormal	---	---	---	---	---	---	---
Número de colónias a 37 °C (N/ml)	Sem alteração anormal	---	---	---	---	---	---	---
Condutividade (µS/cm a 20°C)	2500	---	---	---	---	---	---	---
Clostridium perfringens (N/100ml)	0	---	---	---	---	---	---	---
Cor (mg/L PtCo)	20	---	---	---	---	---	---	---
pH (Unidades pH)	≥6,5 e ≤9	---	---	---	---	---	---	---
Ferro (µg/L Fe)	200	---	---	---	---	---	---	---
Manganês (µg/L Mn)	50	---	---	---	---	---	---	---
Nitratos ² (mg/L NO ₃)	50	---	---	---	---	---	---	---
Nitritos (mg/L NO ₂)	0,5	---	---	---	---	---	---	---
Oxidabilidade (mg/L O ₂)	5	---	---	---	---	---	---	---
Cheiro a 25°C (Factor de diluição)	3	---	---	---	---	---	---	---
Sabor a 25°C (Factor de diluição)	3	---	---	---	---	---	---	---
Turvação (NTU)	4	---	---	---	---	---	---	---
Antimónio (µg/L Sb)	5	---	---	---	---	---	---	---
Arsénio (µg/L As)	10	---	---	---	---	---	---	---
Benzeno (µg/L)	1,0	---	---	---	---	---	---	---
Benzo(a)pireno (µg/L)	0,010	---	---	---	---	---	---	---
Boro (mg/L B)	1,0	---	---	---	---	---	---	---
Bromatos (µg/L BrO ₃)	10	---	---	---	---	---	---	---
Cádmio (µg/L Cd)	5,0	---	---	---	---	---	---	---
Cálcio (mg/L Ca)	---	---	---	---	---	---	---	---
Chumbo (µg/L Pb)	25	---	---	---	---	---	---	---
Cianetos (µg/L CN)	50	---	---	---	---	---	---	---
Cobre (mg/L Cu)	2,0	---	---	---	---	---	---	---
Crómio (µg/L Cr)	50	---	---	---	---	---	---	---
1,2 - dicloroetano (µg/L)	3,0	---	---	---	---	---	---	---
Dureza total (mg/L CaCO ₃)	---	---	---	---	---	---	---	---
Enterococos (N/100 ml)	0	---	---	---	---	---	---	---
Fluoretos (mg/L F)	1,5	---	---	---	---	---	---	---
Magnésio (mg/L Mg)	---	---	---	---	---	---	---	---
Mercurio (µg/L Hg)	1	---	---	---	---	---	---	---
Níquel (µg/L Ni)	20	---	---	---	---	---	---	---
Selénio (µg/L Se)	10	---	---	---	---	---	---	---
Cloretos (mg/L Cl)	250	---	---	---	---	---	---	---
Sódio (mg/L Na)	200	---	---	---	---	---	---	---
Sulfatos (mg/L SO ₄)	250	---	---	---	---	---	---	---
Tetracloroetano(µg/L)	---	---	---	---	---	---	---	---
Tricloroetano(µg/L)	---	---	---	---	---	---	---	---
Hidrocarbonetos Aromáticos Policíclicos (µg/L):	0,10	---	---	---	---	---	---	---
Benzo(b)fluoranteno (µg/L)	---	---	---	---	---	---	---	---
Benzo(k)fluoranteno (µg/L)	---	---	---	---	---	---	---	---
Benzo(ghi)perileno (µg/L)	---	---	---	---	---	---	---	---
Indeno(1,2,3-cd)pireno(µg/L)	---	---	---	---	---	---	---	---
Clorofórmio(µg/L)	---	---	---	---	---	---	---	---
Bromofórmio(µg/L)	---	---	---	---	---	---	---	---
Bromodichlorometano(µg/L)	---	---	---	---	---	---	---	---
Dibromoclorometano(µg/L)	---	---	---	---	---	---	---	---
Total:					100%	3	3	100%
Freguesia de São Pedro de Sólis Casa Velha								
Informação complementar relativa à averiguação das situações de incumprimento dos VP (causas e medidas correctivas):								
O Presidente da Câmara Municipal de Mértola						Data da publicação:		
Jorge Paulo Colaço Rosa-						13 de Maio de 2013		

Câmara Municipal de Mértola		CONTROLO DA QUALIDADE DA ÁGUA PARA CONSUMO HUMANO NAS ZONAS DE ABASTECIMENTO ¹ DO CONCELHO DE MÉRTOLA				EDITAL n.º 62/2013		
Em conformidade com o Decreto-Lei n.º 306/2007, de 27 de agosto, procedeu-se à verificação da qualidade da água da rede pública, através de análises periódicas na torneira do consumidor, segundo o Programa de Controlo da Qualidade da Água (PCQA) aprovado pela autoridade competente (ERSAR).						1º TRIMESTRE 2013 01 janeiro a 31 março		
Parâmetro (unidades)	Valor Paramétrico (VP) fixado no DL 306/2007	Valores obtidos		N.º Análises superiores VP	% Cumprimento do VP	N.º Análises (PCQA)		% Análises Realizadas
		Mínimo	Máximo			Agendadas	Realizadas	
Escherichia coli (N/100 ml)	0	0	0	0	100%	1	1	100%
Bactérias coliformes (N/100 ml)	0	0	0	0	100%	1	1	100%
Desinfetante residual (mg/L)	0,4	0,1	0,1	---	---	1	1	100%
Alumínio (µg/L Al)	200	---	---	---	---	---	---	---
Amónio (mg/L NH ₄)	0,50	---	---	---	---	---	---	---
Número de colónias a 22 °C (N/ml)	Sem alteração anormal	---	---	---	---	---	---	---
Número de colónias a 37 °C (N/ml)	Sem alteração anormal	---	---	---	---	---	---	---
Condutividade (µS/cm a 20°C)	2500	---	---	---	---	---	---	---
Clostridium perfringens (N/100ml)	0	---	---	---	---	---	---	---
Cor (mg/L PtCo)	20	---	---	---	---	---	---	---
pH (Unidades pH)	≥6,5 e ≤9	---	---	---	---	---	---	---
Ferro (µg/L Fe)	200	---	---	---	---	---	---	---
Manganês (µg/L Mn)	50	---	---	---	---	---	---	---
Nitratos ² (mg/L NO ₃)	50	---	---	---	---	---	---	---
Nitritos (mg/L NO ₂)	0,5	---	---	---	---	---	---	---
Oxidabilidade (mg/L O ₂)	5	---	---	---	---	---	---	---
Cheiro a 25°C (Factor de diluição)	3	---	---	---	---	---	---	---
Sabor a 25°C (Factor de diluição)	3	---	---	---	---	---	---	---
Turvação (NTU)	4	---	---	---	---	---	---	---
Antimónio (µg/L Sb)	5	---	---	---	---	---	---	---
Arsénio (µg/L As)	10	---	---	---	---	---	---	---
Benzeno (µg/L)	1,0	---	---	---	---	---	---	---
Benzo(a)pireno (µg/L)	0,010	---	---	---	---	---	---	---
Boro (mg/L B)	1,0	---	---	---	---	---	---	---
Bromatos (µg/L BrO ₃)	10	---	---	---	---	---	---	---
Cádmio (µg/L Cd)	5,0	---	---	---	---	---	---	---
Cálcio (mg/L Ca)	---	---	---	---	---	---	---	---
Chumbo (µg/L Pb)	25	---	---	---	---	---	---	---
Cianetos (µg/L CN)	50	---	---	---	---	---	---	---
Cobre (mg/L Cu)	2,0	---	---	---	---	---	---	---
Crómio (µg/L Cr)	50	---	---	---	---	---	---	---
1,2 - dicloroetano (µg/L)	3,0	---	---	---	---	---	---	---
Dureza total (mg/L CaCO ₃)	---	---	---	---	---	---	---	---
Enterococos (N/100 ml)	0	---	---	---	---	---	---	---
Fluoretos (mg/L F)	1,5	---	---	---	---	---	---	---
Magnésio (mg/L Mg)	---	---	---	---	---	---	---	---
Mercurio (µg/L Hg)	1	---	---	---	---	---	---	---
Níquel (µg/L Ni)	20	---	---	---	---	---	---	---
Selénio (µg/L Se)	10	---	---	---	---	---	---	---
Cloretos (mg/L Cl)	250	---	---	---	---	---	---	---
Sódio (mg/L Na)	200	---	---	---	---	---	---	---
Sulfatos (mg/L SO ₄)	250	---	---	---	---	---	---	---
Tetracloroetano(µg/L)	---	---	---	---	---	---	---	---
Tricloroetano(µg/L)	---	---	---	---	---	---	---	---
Hidrocarbonetos Aromáticos Policíclicos (µg/L):	0,10	---	---	---	---	---	---	---
Benzo(b)fluoranteno (µg/L)	---	---	---	---	---	---	---	---
Benzo(k)fluoranteno (µg/L)	---	---	---	---	---	---	---	---
Benzo(ghi)perileno (µg/L)	---	---	---	---	---	---	---	---
Indeno(1,2,3-cd)pireno(µg/L)	---	---	---	---	---	---	---	---
Clorofórmio(µg/L)	---	---	---	---	---	---	---	---
Bromofórmio(µg/L)	---	---	---	---	---	---	---	---
Bromodichlorometano(µg/L)	---	---	---	---	---	---	---	---
Dibromoclorometano(µg/L)	---	---	---	---	---	---	---	---
Total:					100%	3	3	100%
Freguesia de São Pedro de Sólis Casa Velha								
Informação complementar relativa à averiguação das situações de incumprimento dos VP (causas e medidas correctivas):								
O Presidente da Câmara Municipal de Mértola Jorge Paulo Colaço Rosa-						Data da publicação: 13 de Maio de 2013		

 Câmara Municipal de Mértola	CONTROLO DA QUALIDADE DA ÁGUA PARA CONSUMO HUMANO NAS ZONAS DE ABASTECIMENTO¹ DO CONCELHO DE MÉRTOLA	EDITAL n.º 62/2013
--	--	---------------------------

Em conformidade com o Decreto-Lei n.º 306/2007, de 27 de agosto, procedeu-se à verificação da qualidade da água da rede pública, através de análises periódicas na torneira do consumidor, segundo o Programa de Controlo da Qualidade da Água (PCQA) aprovado pela autoridade competente (ERSAR).	1º TRIMESTRE 2013 01 janeiro a 31 março
--	--

Parâmetro (unidades)	Valor Paramétrico (VP) fixado no DL 306/2007	Valores obtidos		N.º Análises superiores VP	% Cumprimento do VP	N.º Análises (PCQA)		% Análises Realizadas
		Mínimo	Máximo			Agendadas	Realizadas	
Escherichia coli (N/100 ml)	0	0	0	0	100%	1	1	100%
Bactérias coliformes (N/100 ml)	0	0	0	0	100%	1	1	100%
Desinfetante residual (mg/L)	0,4	0,2	0,2	---	---	1	1	100%
Alumínio (µg/L Al)	200	---	---	---	---	---	---	---
Amónio (mg/L NH ₄)	0,50	---	---	---	---	---	---	---
Número de colónias a 22 °C (N/ml)	Sem alteração anormal	---	---	---	---	---	---	---
Número de colónias a 37 °C (N/ml)	Sem alteração anormal	---	---	---	---	---	---	---
Condutividade (µS/cm a 20°C)	2500	---	---	---	---	---	---	---
Clostridium perfringens (N/100ml)	0	---	---	---	---	---	---	---
Cor (mg/L PtCo)	20	---	---	---	---	---	---	---
pH (Unidades pH)	≥6,5 e ≤9	---	---	---	---	---	---	---
Ferro (µg/L Fe)	200	---	---	---	---	---	---	---
Manganês (µg/L Mn)	50	---	---	---	---	---	---	---
Nitratos ² (mg/L NO ₃)	50	---	---	---	---	---	---	---
Nitritos (mg/L NO ₂)	0,5	---	---	---	---	---	---	---
Oxidabilidade (mg/L O ₂)	5	---	---	---	---	---	---	---
Cheiro a 25°C (Factor de diluição)	3	---	---	---	---	---	---	---
Sabor a 25°C (Factor de diluição)	3	---	---	---	---	---	---	---
Turvação (NTU)	4	---	---	---	---	---	---	---
Antimónio (µg/L Sb)	5	---	---	---	---	---	---	---
Arsénio (µg/L As)	10	---	---	---	---	---	---	---
Benzeno (µg/L)	1,0	---	---	---	---	---	---	---
Benzo(a)pireno (µg/L)	0,010	---	---	---	---	---	---	---
Boro (mg/L B)	1,0	---	---	---	---	---	---	---
Bromatos (µg/L BrO ₃)	10	---	---	---	---	---	---	---
Cádmio (µg/L Cd)	5,0	---	---	---	---	---	---	---
Cálcio (mg/L Ca)	---	---	---	---	---	---	---	---
Chumbo (µg/L Pb)	25	---	---	---	---	---	---	---
Cianetos (µg/L CN)	50	---	---	---	---	---	---	---
Cobre (mg/L Cu)	2,0	---	---	---	---	---	---	---
Crómio (µg/L Cr)	50	---	---	---	---	---	---	---
1,2 - dicloroetano (µg/L)	3,0	---	---	---	---	---	---	---
Dureza total (mg/L CaCO ₃)	---	---	---	---	---	---	---	---
Enterococos (N/100 ml)	0	---	---	---	---	---	---	---
Fluoretos (mg/L F)	1,5	---	---	---	---	---	---	---
Magnésio (mg/L Mg)	---	---	---	---	---	---	---	---
Mercurio (µg/L Hg)	1	---	---	---	---	---	---	---
Níquel (µg/L Ni)	20	---	---	---	---	---	---	---
Selénio (µg/L Se)	10	---	---	---	---	---	---	---
Cloretos (mg/L Cl)	250	---	---	---	---	---	---	---
Sódio (mg/L Na)	200	---	---	---	---	---	---	---
Sulfatos (mg/L SO ₄)	250	---	---	---	---	---	---	---
Tetracloroetano(µg/L)	---	---	---	---	---	---	---	---
Tricloroetano(µg/L)	---	---	---	---	---	---	---	---
Hidrocarbonetos Aromáticos Policíclicos (µg/L):	0,10	---	---	---	---	---	---	---
Benzo(b)fluoranteno (µg/L)	---	---	---	---	---	---	---	---
Benzo(k)fluoranteno (µg/L)	---	---	---	---	---	---	---	---
Benzo(ghi)perileno (µg/L)	---	---	---	---	---	---	---	---
Indeno(1,2,3-cd)pireno(µg/L)	---	---	---	---	---	---	---	---
Clorofórmio(µg/L)	---	---	---	---	---	---	---	---
Bromofórmio(µg/L)	---	---	---	---	---	---	---	---
Bromodichlorometano(µg/L)	---	---	---	---	---	---	---	---
Dibromoclorometano(µg/L)	---	---	---	---	---	---	---	---
Total:					100%	3	3	100%

Freguesia de São Miguel do Pinheiro
Castanhos

Informação complementar relativa à averiguação das situações de incumprimento dos VP (causas e medidas correctivas):

O Presidente da Câmara Municipal de Mértola Jorge Paulo Colaço Rosa-	Data da publicação: 13 de Maio de 2013
---	---

Câmara Municipal de Mértola		CONTROLO DA QUALIDADE DA ÁGUA PARA CONSUMO HUMANO NAS ZONAS DE ABASTECIMENTO ¹ DO CONCELHO DE MÉRTOLA				EDITAL n.º 62/2013		
Em conformidade com o Decreto-Lei n.º 306/2007, de 27 de agosto, procedeu-se à verificação da qualidade da água da rede pública, através de análises periódicas na torneira do consumidor, segundo o Programa de Controlo da Qualidade da Água (PCQA) aprovado pela autoridade competente (ERSAR).						1º TRIMESTRE 2013 01 janeiro a 31 março		
Parâmetro (unidades)	Valor Paramétrico (VP) fixado no DL 306/2007	Valores obtidos		N.º Análises superiores VP	% Cumprimento do VP	N.º Análises (PCQA)		% Análises Realizadas
		Mínimo	Máximo			Agendadas	Realizadas	
Escherichia coli (N/100 ml)	0	0	0	0	100%	1	1	100%
Bactérias coliformes (N/100 ml)	0	0	0	0	100%	1	1	100%
Desinfetante residual (mg/L)	0,4	0,3	0,3	---	---	1	1	100%
Alumínio (µg/L Al)	200	---	---	---	---	---	---	---
Amónio (mg/L NH ₄)	0,50	---	---	---	---	---	---	---
Número de colónias a 22 °C (N/ml)	Sem alteração anormal	---	---	---	---	---	---	---
Número de colónias a 37 °C (N/ml)	Sem alteração anormal	---	---	---	---	---	---	---
Condutividade (µS/cm a 20°C)	2500	---	---	---	---	---	---	---
Clostridium perfringens (N/100ml)	0	---	---	---	---	---	---	---
Cor (mg/L PtCo)	20	---	---	---	---	---	---	---
pH (Unidades pH)	≥6,5 e ≤9	---	---	---	---	---	---	---
Ferro (µg/L Fe)	200	---	---	---	---	---	---	---
Manganês (µg/L Mn)	50	---	---	---	---	---	---	---
Nitratos ² (mg/L NO ₃)	50	---	---	---	---	---	---	---
Nitritos (mg/L NO ₂)	0,5	---	---	---	---	---	---	---
Oxidabilidade (mg/L O ₂)	5	---	---	---	---	---	---	---
Cheiro a 25°C (Factor de diluição)	3	---	---	---	---	---	---	---
Sabor a 25°C (Factor de diluição)	3	---	---	---	---	---	---	---
Turvação (NTU)	4	---	---	---	---	---	---	---
Antimónio (µg/L Sb)	5	---	---	---	---	---	---	---
Arsénio (µg/L As)	10	---	---	---	---	---	---	---
Benzeno (µg/L)	1,0	---	---	---	---	---	---	---
Benzo(a)pireno (µg/L)	0,010	---	---	---	---	---	---	---
Boro (mg/L B)	1,0	---	---	---	---	---	---	---
Bromatos (µg/L BrO ₃)	10	---	---	---	---	---	---	---
Cádmio (µg/L Cd)	5,0	---	---	---	---	---	---	---
Cálcio (mg/L Ca)	---	---	---	---	---	---	---	---
Chumbo (µg/L Pb)	25	---	---	---	---	---	---	---
Cianetos (µg/L CN)	50	---	---	---	---	---	---	---
Cobre (mg/L Cu)	2,0	---	---	---	---	---	---	---
Crómio (µg/L Cr)	50	---	---	---	---	---	---	---
1,2 - dicloroetano (µg/L)	3,0	---	---	---	---	---	---	---
Dureza total (mg/L CaCO ₃)	---	---	---	---	---	---	---	---
Enterococos (N/100 ml)	0	---	---	---	---	---	---	---
Fluoretos (mg/L F)	1,5	---	---	---	---	---	---	---
Magnésio (mg/L Mg)	---	---	---	---	---	---	---	---
Mercurio (µg/L Hg)	1	---	---	---	---	---	---	---
Níquel (µg/L Ni)	20	---	---	---	---	---	---	---
Selénio (µg/L Se)	10	---	---	---	---	---	---	---
Cloretos (mg/L Cl)	250	---	---	---	---	---	---	---
Sódio (mg/L Na)	200	---	---	---	---	---	---	---
Sulfatos (mg/L SO ₄)	250	---	---	---	---	---	---	---
Tetracloroetano(µg/L)	---	---	---	---	---	---	---	---
Tricloroetano(µg/L)	---	---	---	---	---	---	---	---
Hidrocarbonetos Aromáticos Policíclicos (µg/L):	0,10	---	---	---	---	---	---	---
Benzo(b)fluoranteno (µg/L)	---	---	---	---	---	---	---	---
Benzo(k)fluoranteno (µg/L)	---	---	---	---	---	---	---	---
Benzo(ghi)perileno (µg/L)	---	---	---	---	---	---	---	---
Indeno(1,2,3-cd)pireno(µg/L)	---	---	---	---	---	---	---	---
Clorofórmio(µg/L)	---	---	---	---	---	---	---	---
Bromofórmio(µg/L)	---	---	---	---	---	---	---	---
Bromodichlorometano(µg/L)	---	---	---	---	---	---	---	---
Dibromoclorometano(µg/L)	---	---	---	---	---	---	---	---
Total:					100%	3	3	100%
Freguesia de São Pedro de Sólis Castelejo								
Informação complementar relativa à averiguação das situações de incumprimento dos VP (causas e medidas correctivas):								
O Presidente da Câmara Municipal de Mértola Jorge Paulo Colaço Rosa-						Data da publicação: 13 de Maio de 2013		

	Câmara Municipal de Mértola	CONTROLO DA QUALIDADE DA ÁGUA PARA CONSUMO HUMANO NAS ZONAS DE ABASTECIMENTO¹ DO CONCELHO DE MÉRTOLA	EDITAL n.º 62/2013
--	-----------------------------	--	---------------------------

Em conformidade com o Decreto-Lei n.º 306/2007, de 27 de agosto, procedeu-se à verificação da qualidade da água da rede pública, através de análises periódicas na torneira do consumidor, segundo o Programa de Controlo da Qualidade da Água (PCQA) aprovado pela autoridade competente (ERSAR).	1º TRIMESTRE 2013 01 janeiro a 31 março
--	--


Parâmetro (unidades)	Valor Paramétrico (VP) fixado no DL 306/2007	Valores obtidos		N.º Análises superiores VP	% Cumprimento do VP	N.º Análises (PCQA)		% Análises Realizadas
		Mínimo	Máximo			Agendadas	Realizadas	
Escherichia coli (N/100 ml)	0	0	0	0	100%	2	2	100%
Bactérias coliformes (N/100 ml)	0	0	0	0	100%	2	2	100%
Desinfetante residual (mg/L)	0,4	0,2	0,3	---	---	2	2	100%
Alumínio (µg/L Al)	200	---	---	---	---	---	---	---
Amónio (mg/L NH ₄)	0,50	<0,02	<0,02	0	100%	1	1	100%
Número de colónias a 22 °C (N/ml)	Sem alteração anormal	117	117	---	---	1	1	100%
Número de colónias a 37 °C (N/ml)	Sem alteração anormal	166	166	---	---	1	1	100%
Condutividade (µS/cm a 20°C)	2500	1500	1500	0	100%	1	1	100%
Clostridium perfringens (N/100ml)	0	0	0	0	100%	1	1	100%
Cor (mg/L PtCo)	20	<2	<2	0	100%	1	1	100%
pH (Unidades pH)	≥6,5 e ≤9	7,2	7,2	0	100%	1	1	100%
Ferro (µg/L Fe)	200	80	80	0	100%	1	1	100%
Manganês (µg/L Mn)	50	<15	<15	0	100%	1	1	100%
Nitratos ² (mg/L NO ₃)	50	39	39	0	100%	1	1	100%
Nitritos (mg/L NO ₂)	0,5	---	---	---	---	---	---	---
Oxidabilidade (mg/L O ₂)	5	1,7	1,7	0	100%	1	1	100%
Cheiro a 25°C (Factor de diluição)	3	2	2	0	100%	1	1	100%
Sabor a 25°C (Factor de diluição)	3	4	4	1	0%	1	1	100%
Turvação (NTU)	4	1,3	1,3	0	100%	1	1	100%
Antimónio (µg/L Sb)	5	---	---	---	---	---	---	---
Arsénio (µg/L As)	10	<10	<10	0	100%	1	1	100%
Benzeno (µg/L)	1,0	---	---	---	---	---	---	---
Benzo(a)pireno (µg/L)	0,010	---	---	---	---	---	---	---
Boro (mg/L B)	1,0	---	---	---	---	---	---	---
Bromatos (µg/L BrO ₃)	10	---	---	---	---	---	---	---
Cádmio (µg/L Cd)	5,0	---	---	---	---	---	---	---
Cálcio (mg/L Ca)	---	150	150	---	---	1	1	100%
Chumbo (µg/L Pb)	25	<5	<5	0	100%	1	1	100%
Cianetos (µg/L CN)	50	---	---	---	---	---	---	---
Cobre (mg/L Cu)	2,0	0,01	0,01	0	100%	1	1	100%
Crómio (µg/L Cr)	50	---	---	---	---	---	---	---
1,2 - dicloroetano (µg/L)	3,0	---	---	---	---	---	---	---
Dureza total (mg/L CaCO ₃)	---	870	870	---	---	1	1	100%
Enterococos (N/100 ml)	0	0	0	0	100%	1	1	100%
Fluoretos (mg/L F)	1,5	---	---	---	---	---	---	---
Magnésio (mg/L Mg)	---	120	120	---	---	1	1	100%
Mercurio (µg/L Hg)	1	---	---	---	---	---	---	---
Níquel (µg/L Ni)	20	12	12	0	100%	1	1	100%
Selénio (µg/L Se)	10	---	---	---	---	---	---	---
Cloretos (mg/L Cl)	250	320	320	1	0%	1	1	100%
Sódio (mg/L Na)	200	160	160	0	100%	1	1	100%
Sulfatos (mg/L SO ₄)	250	81	81	0	100%	1	1	100%
Tetracloroetano(µg/L)	---	---	---	---	---	---	---	---
Tricloroetano(µg/L)	---	---	---	---	---	---	---	---
Hidrocarbonetos Aromáticos Policíclicos (µg/L):	0,10	---	---	---	---	---	---	---
Benzo(b)fluoranteno (µg/L)	---	---	---	---	---	---	---	---
Benzo(k)fluoranteno (µg/L)	---	---	---	---	---	---	---	---
Benzo(ghi)perileno (µg/L)	---	---	---	---	---	---	---	---
Indeno(1,2,3-cd)pireno(µg/L)	---	---	---	---	---	---	---	---
Clorofórmio(µg/L)	---	---	---	---	---	---	---	---
Bromofórmio(µg/L)	---	---	---	---	---	---	---	---
Bromodlorometano(µg/L)	---	---	---	---	---	---	---	---
Dibromoclorometano(µg/L)	---	---	---	---	---	---	---	---
Total:					91%	31	31	100%

Freguesia de São Miguel do Pinheiro
Corredoura

Informação complementar relativa à averiguação das situações de incumprimento dos VP (causas e medidas correctivas):

O Presidente da Câmara Municipal de Mértola
Jorge Paulo Colaço Rosa-

Data da publicação:
13 de Maio de 2013

 Câmara Municipal de Mértola	CONTROLO DA QUALIDADE DA ÁGUA PARA CONSUMO HUMANO NAS ZONAS DE ABASTECIMENTO¹ DO CONCELHO DE MÉRTOLA	EDITAL n.º 62/2013
--	--	---------------------------

Em conformidade com o Decreto-Lei n.º 306/2007, de 27 de agosto, procedeu-se à verificação da qualidade da água da rede pública, através de análises periódicas na torneira do consumidor, segundo o Programa de Controlo da Qualidade da Água (PCQA) aprovado pela autoridade competente (ERSAR).

**1º TRIMESTRE 2013
01 janeiro a
31 março**

Parâmetro (unidades)	Valor Paramétrico (VP) fixado no DL 306/2007	Valores obtidos		N.º Análises superiores VP	% Cumprimento do VP	N.º Análises (PCQA)		% Análises Realizadas
		Mínimo	Máximo			Agendadas	Realizadas	
Escherichia coli (N/100 ml)	0	0	0	0	100%	1	1	100%
Bactérias coliformes (N/100 ml)	0	0	0	0	100%	1	1	100%
Desinfetante residual (mg/L)	0,4	0,8	0,8	---	---	1	1	100%
Alumínio (µg/L Al)	200	---	---	---	---	---	---	---
Amónio (mg/L NH ₄)	0,50	---	---	---	---	---	---	---
Número de colónias a 22 °C (N/ml)	Sem alteração anormal	---	---	---	---	---	---	---
Número de colónias a 37 °C (N/ml)	Sem alteração anormal	---	---	---	---	---	---	---
Condutividade (µS/cm a 20°C)	2500	---	---	---	---	---	---	---
Clostridium perfringens (N/100ml)	0	---	---	---	---	---	---	---
Cor (mg/L PtCo)	20	---	---	---	---	---	---	---
pH (Unidades pH)	≥6,5 e ≤9	---	---	---	---	---	---	---
Ferro (µg/L Fe)	200	---	---	---	---	---	---	---
Manganês (µg/L Mn)	50	---	---	---	---	---	---	---
Nitratos ² (mg/L NO ₃)	50	---	---	---	---	---	---	---
Nitritos (mg/L NO ₂)	0,5	---	---	---	---	---	---	---
Oxidabilidade (mg/L O ₂)	5	---	---	---	---	---	---	---
Cheiro a 25°C (Factor de diluição)	3	---	---	---	---	---	---	---
Sabor a 25°C (Factor de diluição)	3	---	---	---	---	---	---	---
Turvação (NTU)	4	---	---	---	---	---	---	---
Antimónio (µg/L Sb)	5	---	---	---	---	---	---	---
Arsénio (µg/L As)	10	---	---	---	---	---	---	---
Benzeno (µg/L)	1,0	---	---	---	---	---	---	---
Benzo(a)pireno (µg/L)	0,010	---	---	---	---	---	---	---
Boro (mg/L B)	1,0	---	---	---	---	---	---	---
Bromatos (µg/L BrO ₃)	10	---	---	---	---	---	---	---
Cádmio (µg/L Cd)	5,0	---	---	---	---	---	---	---
Cálcio (mg/L Ca)	---	---	---	---	---	---	---	---
Chumbo (µg/L Pb)	25	---	---	---	---	---	---	---
Cianetos (µg/L CN)	50	---	---	---	---	---	---	---
Cobre (mg/L Cu)	2,0	---	---	---	---	---	---	---
Crómio (µg/L Cr)	50	---	---	---	---	---	---	---
1,2 - dicloroetano (µg/L)	3,0	---	---	---	---	---	---	---
Dureza total (mg/L CaCO ₃)	---	---	---	---	---	---	---	---
Enterococos (N/100 mL)	0	---	---	---	---	---	---	---
Fluoretos (mg/L F)	1,5	---	---	---	---	---	---	---
Magnésio (mg/L Mg)	---	---	---	---	---	---	---	---
Mercurio (µg/L Hg)	1	---	---	---	---	---	---	---
Níquel (µg/L Ni)	20	---	---	---	---	---	---	---
Selénio (µg/L Se)	10	---	---	---	---	---	---	---
Cloretos (mg/L Cl)	250	---	---	---	---	---	---	---
Sódio (mg/L Na)	200	---	---	---	---	---	---	---
Sulfatos (mg/L SO ₄)	250	---	---	---	---	---	---	---
Tetracloroetano(µg/L)	---	---	---	---	---	---	---	---
Tricloroetano(µg/L)	---	---	---	---	---	---	---	---
Hidrocarbonetos Aromáticos Policíclicos (µg/L):	0,10	---	---	---	---	---	---	---
Benzo(b)fluoranteno (µg/L)	---	---	---	---	---	---	---	---
Benzo(k)fluoranteno (µg/L)	---	---	---	---	---	---	---	---
Benzo(ghi)perileno (µg/L)	---	---	---	---	---	---	---	---
Indeno(1,2,3-cd)pireno(µg/L)	---	---	---	---	---	---	---	---
Clorofórmio(µg/L)	---	---	---	---	---	---	---	---
Bromofórmio(µg/L)	---	---	---	---	---	---	---	---
Bromodlorometano(µg/L)	---	---	---	---	---	---	---	---
Dibromoclorometano(µg/L)	---	---	---	---	---	---	---	---
Total:					100%	3	3	100%

Freguesia de Alcaria Ruiva
Corte Cobres

Informação complementar relativa à averiguação das situações de incumprimento dos VP (causas e medidas correctivas):

O Presidente da Câmara Municipal de Mértola Jorge Paulo Colaço Rosa-	Data da publicação: 13 de Maio de 2013
---	---

	Câmara Municipal de Mértola	CONTROLO DA QUALIDADE DA ÁGUA PARA CONSUMO HUMANO NAS ZONAS DE ABASTECIMENTO¹ DO CONCELHO DE MÉRTOLA	EDITAL n.º 62/2013
--	------------------------------------	--	---------------------------

Em conformidade com o Decreto-Lei n.º 306/2007, de 27 de agosto, procedeu-se à verificação da qualidade da água da rede pública, através de análises periódicas na torneira do consumidor, segundo o Programa de Controlo da Qualidade da Água (PCQA) aprovado pela autoridade competente (ERSAR).	1º TRIMESTRE 2013 01 janeiro a 31 março
--	--


Parâmetro (unidades)	Valor Paramétrico (VP) fixado no DL 306/2007	Valores obtidos		N.º Análises superiores VP	% Cumprimento do VP	N.º Análises (PCQA)		% Análises Realizadas
		Mínimo	Máximo			Agendadas	Realizadas	
Escherichia coli (N/100 ml)	0	0	0	0	100%	2	2	100%
Bactérias coliformes (N/100 ml)	0	0	0	0	100%	2	2	100%
Desinfetante residual (mg/L)	0,4	0,3	0,6	---	---	2	2	100%
Alumínio (µg/L Al)	200	---	---	---	---	---	---	---
Amónio (mg/L NH ₄)	0,50	0,03	0,03	0	100%	1	1	100%
Número de colónias a 22 °C (N/ml)	Sem alteração anormal	0	0	---	---	1	1	100%
Número de colónias a 37 °C (N/ml)	Sem alteração anormal	0	0	---	---	1	1	100%
Condutividade (µS/cm a 20°C)	2500	950	950	0	100%	1	1	100%
Clostridium perfringens (N/100ml)	0	0	0	0	100%	1	1	100%
Cor (mg/L PtCo)	20	<2	<2	0	100%	1	1	100%
pH (Unidades pH)	≥6,5 e ≤9	7,9	7,9	0	100%	1	1	100%
Ferro (µg/L Fe)	200	<50	<50	0	100%	1	1	100%
Manganês (µg/L Mn)	50	<15	<15	0	100%	1	1	100%
Nitratos ² (mg/L NO ₃)	50	17	17	0	100%	1	1	100%
Nitritos (mg/L NO ₂)	0,5	---	---	---	---	---	---	---
Oxidabilidade (mg/L O ₂)	5	1,1	1,1	0	100%	1	1	100%
Cheiro a 25°C (Factor de diluição)	3	<1	<1	0	100%	1	1	100%
Sabor a 25°C (Factor de diluição)	3	<1	<1	0	100%	1	1	100%
Turvação (NTU)	4	<0,5	<0,5	0	100%	1	1	100%
Antimónio (µg/L Sb)	5	---	---	---	---	---	---	---
Arsénio (µg/L As)	10	---	---	---	---	---	---	---
Benzeno (µg/L)	1,0	---	---	---	---	---	---	---
Benzo(a)pireno (µg/L)	0,010	---	---	---	---	---	---	---
Boro (mg/L B)	1,0	---	---	---	---	---	---	---
Bromatos (µg/L BrO ₃)	10	---	---	---	---	---	---	---
Cádmio (µg/L Cd)	5,0	---	---	---	---	---	---	---
Cálcio (mg/L Ca)	---	70	70	---	---	1	1	100%
Chumbo (µg/L Pb)	25	<5	<5	0	100%	1	1	100%
Cianetos (µg/L CN)	50	---	---	---	---	---	---	---
Cobre (mg/L Cu)	2,0	<0,01	<0,01	0	100%	1	1	100%
Crómio (µg/L Cr)	50	---	---	---	---	---	---	---
1,2 - dicloroetano (µg/L)	3,0	---	---	---	---	---	---	---
Dureza total (mg/L CaCO ₃)	---	330	330	---	---	1	1	100%
Enterococos (N/100 ml)	0	0	0	0	100%	1	1	100%
Fluoretos (mg/L F)	1,5	---	---	---	---	---	---	---
Magnésio (mg/L Mg)	---	38	38	---	---	1	1	100%
Mercurio (µg/L Hg)	1	---	---	---	---	---	---	---
Níquel (µg/L Ni)	20	<5	<5	0	100%	1	1	100%
Selénio (µg/L Se)	10	---	---	---	---	---	---	---
Cloretos (mg/L Cl)	250	---	---	---	---	---	---	---
Sódio (mg/L Na)	200	---	---	---	---	---	---	---
Sulfatos (mg/L SO ₄)	250	---	---	---	---	---	---	---
Tetracloroetano(µg/L)	---	---	---	---	---	---	---	---
Tricloroetano(µg/L)	---	---	---	---	---	---	---	---
Hidrocarbonetos Aromáticos Policíclicos (µg/L):	0,10	---	---	---	---	---	---	---
Benzo(b)fluoranteno (µg/L)	---	---	---	---	---	---	---	---
Benzo(k)fluoranteno (µg/L)	---	---	---	---	---	---	---	---
Benzo(ghi)perileno (µg/L)	---	---	---	---	---	---	---	---
Indeno(1,2,3-cd)pireno(µg/L)	---	---	---	---	---	---	---	---
Clorofórmio(µg/L)	---	---	---	---	---	---	---	---
Bromofórmio(µg/L)	---	---	---	---	---	---	---	---
Bromodlorometano(µg/L)	---	---	---	---	---	---	---	---
Dibromoclorometano(µg/L)	---	---	---	---	---	---	---	---
Total:					100%	27	27	100%

Freguesia de Mértola
Corte da Velha

Informação complementar relativa à averiguação das situações de incumprimento dos VP (causas e medidas correctivas):

O Presidente da Câmara Municipal de Mértola Jorge Paulo Colaço Rosa-	Data da publicação: 13 de Maio de 2013
---	---

Câmara Municipal de Mértola		CONTROLO DA QUALIDADE DA ÁGUA PARA CONSUMO HUMANO NAS ZONAS DE ABASTECIMENTO ¹ DO CONCELHO DE MÉRTOLA				EDITAL n.º 62/2013		
Em conformidade com o Decreto-Lei n.º 306/2007, de 27 de agosto, procedeu-se à verificação da qualidade da água da rede pública, através de análises periódicas na torneira do consumidor, segundo o Programa de Controlo da Qualidade da Água (PCQA) aprovado pela autoridade competente (ERSAR).						1º TRIMESTRE 2013 01 janeiro a 31 março		
Parâmetro (unidades)	Valor Paramétrico (VP) fixado no DL 306/2007	Valores obtidos		N.º Análises superiores VP	% Cumprimento do VP	N.º Análises (PCQA)		% Análises Realizadas
		Mínimo	Máximo			Agendadas	Realizadas	
Escherichia coli (N/100 ml)	0	0	0	0	100%	1	1	100%
Bactérias coliformes (N/100 ml)	0	0	0	0	100%	1	1	100%
Desinfetante residual (mg/L)	0,4	<0,1	<0,1	---	---	1	1	100%
Alumínio (µg/L Al)	200	---	---	---	---	---	---	---
Amónio (mg/L NH ₄)	0,50	---	---	---	---	---	---	---
Número de colónias a 22 °C (N/ml)	Sem alteração anormal	---	---	---	---	---	---	---
Número de colónias a 37 °C (N/ml)	Sem alteração anormal	---	---	---	---	---	---	---
Condutividade (µS/cm a 20°C)	2500	---	---	---	---	---	---	---
Clostridium perfringens (N/100ml)	0	---	---	---	---	---	---	---
Cor (mg/L PtCo)	20	---	---	---	---	---	---	---
pH (Unidades pH)	≥6,5 e ≤9	---	---	---	---	---	---	---
Ferro (µg/L Fe)	200	---	---	---	---	---	---	---
Manganês (µg/L Mn)	50	---	---	---	---	---	---	---
Nitratos ² (mg/L NO ₃)	50	---	---	---	---	---	---	---
Nitritos (mg/L NO ₂)	0,5	---	---	---	---	---	---	---
Oxidabilidade (mg/L O ₂)	5	---	---	---	---	---	---	---
Cheiro a 25°C (Factor de diluição)	3	---	---	---	---	---	---	---
Sabor a 25°C (Factor de diluição)	3	---	---	---	---	---	---	---
Turvação (NTU)	4	---	---	---	---	---	---	---
Antimónio (µg/L Sb)	5	---	---	---	---	---	---	---
Arsénio (µg/L As)	10	---	---	---	---	---	---	---
Benzeno (µg/L)	1,0	---	---	---	---	---	---	---
Benzo(a)pireno (µg/L)	0,010	---	---	---	---	---	---	---
Boro (mg/L B)	1,0	---	---	---	---	---	---	---
Bromatos (µg/L BrO ₃)	10	---	---	---	---	---	---	---
Cádmio (µg/L Cd)	5,0	---	---	---	---	---	---	---
Cálcio (mg/L Ca)	---	---	---	---	---	---	---	---
Chumbo (µg/L Pb)	25	---	---	---	---	---	---	---
Cianetos (µg/L CN)	50	---	---	---	---	---	---	---
Cobre (mg/L Cu)	2,0	---	---	---	---	---	---	---
Crómio (µg/L Cr)	50	---	---	---	---	---	---	---
1,2 - dicloroetano (µg/L)	3,0	---	---	---	---	---	---	---
Dureza total (mg/L CaCO ₃)	---	---	---	---	---	---	---	---
Enterococos (N/100 ml)	0	---	---	---	---	---	---	---
Fluoretos (mg/L F)	1,5	---	---	---	---	---	---	---
Magnésio (mg/L Mg)	---	---	---	---	---	---	---	---
Mercurio (µg/L Hg)	1	---	---	---	---	---	---	---
Níquel (µg/L Ni)	20	---	---	---	---	---	---	---
Selénio (µg/L Se)	10	---	---	---	---	---	---	---
Cloretos (mg/L Cl)	250	---	---	---	---	---	---	---
Sódio (mg/L Na)	200	---	---	---	---	---	---	---
Sulfatos (mg/L SO ₄)	250	---	---	---	---	---	---	---
Tetracloroetano(µg/L)	---	---	---	---	---	---	---	---
Tricloroetano(µg/L)	---	---	---	---	---	---	---	---
Hidrocarbonetos Aromáticos Policíclicos (µg/L):	0,10	---	---	---	---	---	---	---
Benzo(b)fluoranteno (µg/L)	---	---	---	---	---	---	---	---
Benzo(k)fluoranteno (µg/L)	---	---	---	---	---	---	---	---
Benzo(ghi)perileno (µg/L)	---	---	---	---	---	---	---	---
Indeno(1,2,3-cd)pireno(µg/L)	---	---	---	---	---	---	---	---
Clorofórmio(µg/L)	---	---	---	---	---	---	---	---
Bromofórmio(µg/L)	---	---	---	---	---	---	---	---
Bromodichlorometano(µg/L)	---	---	---	---	---	---	---	---
Dibromoclorometano(µg/L)	---	---	---	---	---	---	---	---
Total:					100%	3	3	100%
Freguesia de Mértola Corte Gafo de Baixo								
Informação complementar relativa à averiguação das situações de incumprimento dos VP (causas e medidas correctivas):								
O Presidente da Câmara Municipal de Mértola Jorge Paulo Colaço Rosa-						Data da publicação: 13 de Maio de 2013		

 Câmara Municipal de Mértola	CONTROLO DA QUALIDADE DA ÁGUA PARA CONSUMO HUMANO NAS ZONAS DE ABASTECIMENTO¹ DO CONCELHO DE MÉRTOLA	EDITAL n.º 62/2013
--	--	---------------------------

Em conformidade com o Decreto-Lei n.º 306/2007, de 27 de agosto, procedeu-se à verificação da qualidade da água da rede pública, através de análises periódicas na torneira do consumidor, segundo o Programa de Controlo da Qualidade da Água (PCQA) aprovado pela autoridade competente (ERSAR).	1º TRIMESTRE 2013 01 janeiro a 31 março
--	--

Parâmetro (unidades)	Valor Paramétrico (VP) fixado no DL 306/2007	Valores obtidos		N.º Análises superiores VP	% Cumprimento do VP	N.º Análises (PCQA)		% Análises Realizadas
		0	0			1	1	
<i>Escherichia coli</i> (N/100 ml)	0	0	0	0	100%	1	1	100%
Bactérias coliformes (N/100 ml)	0	0	0	0	100%	1	1	100%
Desinfetante residual (mg/L)	0,4	<0,1	<0,1	---	---	1	1	100%
Alumínio (µg/L Al)	200	---	---	---	---	---	---	---
Amónio (mg/L NH ₄)	0,50	---	---	---	---	---	---	---
Número de colónias a 22 °C (N/ml)	Sem alteração anormal	---	---	---	---	---	---	---
Número de colónias a 37 °C (N/ml)	Sem alteração anormal	---	---	---	---	---	---	---
Condutividade (µS/cm a 20°C)	2500	---	---	---	---	---	---	---
<i>Clostridium perfringens</i> (N/100ml)	0	---	---	---	---	---	---	---
Cor (mg/L PtCo)	20	---	---	---	---	---	---	---
pH (Unidades pH)	≥6,5 e ≤9	---	---	---	---	---	---	---
Ferro (µg/L Fe)	200	---	---	---	---	---	---	---
Manganês (µg/L Mn)	50	---	---	---	---	---	---	---
Nitratos ² (mg/L NO ₃)	50	---	---	---	---	---	---	---
Nitritos (mg/L NO ₂)	0,5	---	---	---	---	---	---	---
Oxidabilidade (mg/L O ₂)	5	---	---	---	---	---	---	---
Cheiro a 25°C (Factor de diluição)	3	---	---	---	---	---	---	---
Sabor a 25°C (Factor de diluição)	3	---	---	---	---	---	---	---
Turvação (NTU)	4	---	---	---	---	---	---	---
Antimónio (µg/L Sb)	5	---	---	---	---	---	---	---
Arsénio (µg/L As)	10	---	---	---	---	---	---	---
Benzeno (µg/L)	1,0	---	---	---	---	---	---	---
Benzo(a)pireno (µg/L)	0,010	---	---	---	---	---	---	---
Boro (mg/L B)	1,0	---	---	---	---	---	---	---
Bromatos (µg/L BrO ₃)	10	---	---	---	---	---	---	---
Cádmio (µg/L Cd)	5,0	---	---	---	---	---	---	---
Cálcio (mg/L Ca)	---	---	---	---	---	---	---	---
Chumbo (µg/L Pb)	25	---	---	---	---	---	---	---
Cianetos (µg/L CN)	50	---	---	---	---	---	---	---
Cobre (mg/L Cu)	2,0	---	---	---	---	---	---	---
Crómio (µg/L Cr)	50	---	---	---	---	---	---	---
1,2 – dicloroetano (µg/L)	3,0	---	---	---	---	---	---	---
Dureza total (mg/L CaCO ₃)	---	---	---	---	---	---	---	---
Enterococos (N/100 ml)	0	---	---	---	---	---	---	---
Fluoretos (mg/L F)	1,5	---	---	---	---	---	---	---
Magnésio (mg/L Mg)	---	---	---	---	---	---	---	---
Mercurio (µg/L Hg)	1	---	---	---	---	---	---	---
Níquel (µg/L Ni)	20	---	---	---	---	---	---	---
Selénio (µg/L Se)	10	---	---	---	---	---	---	---
Cloretos (mg/L Cl)	250	---	---	---	---	---	---	---
Sódio (mg/L Na)	200	---	---	---	---	---	---	---
Sulfatos (mg/L SO ₄)	250	---	---	---	---	---	---	---
Tetracloroetano(µg/L)	---	---	---	---	---	---	---	---
Tricloroetano(µg/L)	---	---	---	---	---	---	---	---
Hidrocarbonetos Aromáticos Policíclicos (µg/L):	0,10	---	---	---	---	---	---	---
Benzo(b)fluoranteno (µg/L)	---	---	---	---	---	---	---	---
Benzo(k)fluoranteno (µg/L)	---	---	---	---	---	---	---	---
Benzo(ghi)perileno (µg/L)	---	---	---	---	---	---	---	---
Indeno(1,2,3-cd)pireno(µg/L)	---	---	---	---	---	---	---	---
Clorofórmio(µg/L)	---	---	---	---	---	---	---	---
Bromofórmio(µg/L)	---	---	---	---	---	---	---	---
Bromodichlorometano(µg/L)	---	---	---	---	---	---	---	---
Dibromodichlorometano(µg/L)	---	---	---	---	---	---	---	---
Total:					100%	3	3	100%

Freguesia de Mértola
Corte Gafo de Cima

Informação complementar relativa à averiguação das situações de incumprimento dos VP (causas e medidas correctivas):

O Presidente da Câmara Municipal de Mértola

Jorge Paulo Colaço Rosa-

Data da publicação:
13 de Maio de 2013

	Câmara Municipal de Mértola	CONTROLO DA QUALIDADE DA ÁGUA PARA CONSUMO HUMANO NAS ZONAS DE ABASTECIMENTO¹ DO CONCELHO DE MÉRTOLA	EDITAL n.º 62/2013
--	-----------------------------	--	---------------------------

Em conformidade com o Decreto-Lei n.º 306/2007, de 27 de agosto, procedeu-se à verificação da qualidade da água da rede pública, através de análises periódicas na torneira do consumidor, segundo o Programa de Controlo da Qualidade da Água (PCQA) aprovado pela autoridade competente (ERSAR).

1º TRIMESTRE 2013
01 janeiro a
31 março

Parâmetro (unidades)	Valor Paramétrico (VP) fixado no DL 306/2007	Valores obtidos		N.º Análises superiores VP	% Cumprimento do VP	N.º Análises (PCQA)		% Análises Realizadas
		Mínimo	Máximo			Agendadas	Realizadas	
Escherichia coli (N/100 ml)	0	0	0	0	100%	2	2	100%
Bactérias coliformes (N/100 ml)	0	0	0	0	100%	2	2	100%
Desinfetante residual (mg/L)	0,4	0,4	0,4	---	---	2	2	100%
Alumínio (µg/L Al)	200	---	---	---	---	---	---	---
Amónio (mg/L NH ₄)	0,50	<0,02	<0,02	0	100%	1	1	100%
Número de colónias a 22 °C (N/ml)	Sem alteração anormal	0	0	---	---	1	1	100%
Número de colónias a 37 °C (N/ml)	Sem alteração anormal	0	0	---	---	1	1	100%
Condutividade (µS/cm a 20°C)	2500	1000	1000	0	100%	1	1	100%
Clostridium perfringens (N/100ml)	0	0	0	0	100%	1	1	100%
Cor (mg/L PtCo)	20	<2	<2	0	100%	1	1	100%
pH (Unidades pH)	≥6,5 e ≤9	7,5	7,5	0	100%	1	1	100%
Ferro (µg/L Fe)	200	<50	<50	0	100%	1	1	100%
Manganês (µg/L Mn)	50	<15	<15	0	100%	1	1	100%
Nitratos ² (mg/L NO ₃)	50	41	41	0	100%	1	1	100%
Nitritos (mg/L NO ₂)	0,5	---	---	---	---	---	---	---
Oxidabilidade (mg/L O ₂)	5	<1	<1	0	100%	1	1	100%
Cheiro a 25°C (Factor de diluição)	3	<1	<1	0	100%	1	1	100%
Sabor a 25°C (Factor de diluição)	3	<1	<1	0	100%	1	1	100%
Turvação (NTU)	4	<0,5	<0,5	0	100%	1	1	100%
Antimónio (µg/L Sb)	5	---	---	---	---	---	---	---
Arsénio (µg/L As)	10	---	---	---	---	---	---	---
Benzeno (µg/L)	1,0	---	---	---	---	---	---	---
Benzo(a)pireno (µg/L)	0,010	---	---	---	---	---	---	---
Boro (mg/L B)	1,0	---	---	---	---	---	---	---
Bromatos (µg/L BrO ₃)	10	---	---	---	---	---	---	---
Cádmio (µg/L Cd)	5,0	---	---	---	---	---	---	---
Cálcio (mg/L Ca)	---	77	77	---	---	1	1	100%
Chumbo (µg/L Pb)	25	<5	<5	0	100%	1	1	100%
Cianetos (µg/L CN)	50	---	---	---	---	---	---	---
Cobre (mg/L Cu)	2,0	<0,01	<0,01	0	100%	1	1	100%
Crómio (µg/L Cr)	50	---	---	---	---	---	---	---
1,2 - dicloroetano (µg/L)	3,0	---	---	---	---	---	---	---
Dureza total (mg/L CaCO ₃)	---	350	350	---	---	1	1	100%
Enterococos (N/100 ml)	0	0	0	0	100%	1	1	100%
Fluoretos (mg/L F)	1,5	---	---	---	---	---	---	---
Magnésio (mg/L Mg)	---	37	37	---	---	1	1	100%
Mercurio (µg/L Hg)	1	---	---	---	---	---	---	---
Níquel (µg/L Ni)	20	<5	<5	0	100%	1	1	100%
Selénio (µg/L Se)	10	---	---	---	---	---	---	---
Cloretos (mg/L Cl)	250	---	---	---	---	---	---	---
Sódio (mg/L Na)	200	---	---	---	---	---	---	---
Sulfatos (mg/L SO ₄)	250	52	52	0	100%	1	1	100%
Tetracloroetano(µg/L)	---	---	---	---	---	---	---	---
Tricloroetano(µg/L)	---	---	---	---	---	---	---	---
Hidrocarbonetos Aromáticos Policíclicos (µg/L):	0,10	---	---	---	---	---	---	---
Benzo(b)fluoranteno (µg/L)	---	---	---	---	---	---	---	---
Benzo(k)fluoranteno (µg/L)	---	---	---	---	---	---	---	---
Benzo(ghi)perileno (µg/L)	---	---	---	---	---	---	---	---
Indeno(1,2,3-cd)pireno(µg/L)	---	---	---	---	---	---	---	---
Clorofórmio(µg/L)	---	---	---	---	---	---	---	---
Bromofórmio(µg/L)	---	---	---	---	---	---	---	---
Bromodlorometano(µg/L)	---	---	---	---	---	---	---	---
Dibromoclorometano(µg/L)	---	---	---	---	---	---	---	---
Total:					100%	28	28	100%

Freguesia de São João dos Caldeiros
Corte Pão e Água

Informação complementar relativa à averiguação das situações de incumprimento dos VP (causas e medidas correctivas):

O Presidente da Câmara Municipal de Mértola

Jorge Paulo Colaço Rosa-

Data da publicação:
13 de Maio de 2013

	Câmara Municipal de Mértola	CONTROLO DA QUALIDADE DA ÁGUA PARA CONSUMO HUMANO NAS ZONAS DE ABASTECIMENTO¹ DO CONCELHO DE MÉRTOLA	EDITAL n.º 62/2013
--	------------------------------------	--	---------------------------

Em conformidade com o Decreto-Lei n.º 306/2007, de 27 de agosto, procedeu-se à verificação da qualidade da água da rede pública, através de análises periódicas na torneira do consumidor, segundo o Programa de Controlo da Qualidade da Água (PCQA) aprovado pela autoridade competente (ERSAR).	1º TRIMESTRE 2013 01 janeiro a 31 março
--	--

Parâmetro (unidades)	Valor Paramétrico (VP) fixado no DL 306/2007	Valores obtidos		N.º Análises superiores VP	% Cumprimento do VP	N.º Análises (PCQA)		% Análises Realizadas
		Mínimo	Máximo			Agendadas	Realizadas	
Escherichia coli (N/100 ml)	0	0	0	0	100%	2	2	100%
Bactérias coliformes (N/100 ml)	0	0	0	0	100%	2	2	100%
Desinfetante residual (mg/L)	0,4	0,2	0,3	---	---	2	2	100%
Alumínio (µg/L Al)	200	310	310	1	0%	1	1	100%
Amónio (mg/L NH ₄)	0,50	0,06	0,06	0	100%	1	1	100%
Número de colónias a 22 °C (N/ml)	Sem alteração anormal	25	25	---	---	1	1	100%
Número de colónias a 37 °C (N/ml)	Sem alteração anormal	37	37	---	---	1	1	100%
Condutividade (µS/cm a 20°C)	2500	2400	2400	0	100%	1	1	100%
Clostridium perfringens (N/100ml)	0	0	0	0	100%	1	1	100%
Cor (mg/L PtCo)	20	<2	<2	0	100%	1	1	100%
pH (Unidades pH)	≥6,5 e ≤9	7,4	7,4	0	100%	1	1	100%
Ferro (µg/L Fe)	200	89	89	0	100%	1	1	100%
Manganês (µg/L Mn)	50	<15	<15	0	100%	1	1	100%
Nitratos ² (mg/L NO ₃)	50	<10	<10	0	100%	1	1	100%
Nitritos (mg/L NO ₂)	0,5	---	---	---	---	---	---	---
Oxidabilidade (mg/L O ₂)	5	<1	<1	0	100%	1	1	100%
Cheiro a 25°C (Factor de diluição)	3	<1	<1	0	100%	1	1	100%
Sabor a 25°C (Factor de diluição)	3	4	4	1	0%	1	1	100%
Turvação (NTU)	4	19	19	1	0%	1	1	100%
Antimónio (µg/L Sb)	5	---	---	---	---	---	---	---
Arsénio (µg/L As)	10	---	---	---	---	---	---	---
Benzeno (µg/L)	1,0	---	---	---	---	---	---	---
Benzo(a)pireno (µg/L)	0,010	---	---	---	---	---	---	---
Boro (mg/L B)	1,0	0,3	0,3	0	100%	1	1	100%
Bromatos (µg/L BrO ₃)	10	---	---	---	---	---	---	---
Cádmio (µg/L Cd)	5,0	---	---	---	---	---	---	---
Cálcio (mg/L Ca)	---	140	140	---	---	1	1	100%
Chumbo (µg/L Pb)	25	<5	<5	0	100%	1	1	100%
Cianetos (µg/L CN)	50	---	---	---	---	---	---	---
Cobre (mg/L Cu)	2,0	<0,01	<0,01	0	100%	1	1	100%
Crómio (µg/L Cr)	50	---	---	---	---	---	---	---
1,2 - dicloroetano (µg/L)	3,0	---	---	---	---	---	---	---
Dureza total (mg/L CaCO ₃)	---	840	840	---	---	1	1	100%
Enterococos (N/100 ml)	0	0	0	0	100%	1	1	100%
Fluoretos (mg/L F)	1,5	---	---	---	---	---	---	---
Magnésio (mg/L Mg)	---	120	120	---	---	1	1	100%
Mercurio (µg/L Hg)	1	---	---	---	---	---	---	---
Níquel (µg/L Ni)	20	<5	<5	0	100%	1	1	100%
Selénio (µg/L Se)	10	---	---	---	---	---	---	---
Cloretos (mg/L Cl)	250	900	900	1	0%	1	1	100%
Sódio (mg/L Na)	200	450	450	1	0%	1	1	100%
Sulfatos (mg/L SO ₄)	250	184	184	0	100%	1	1	100%
Tetracloroetano(µg/L)	---	---	---	---	---	---	---	---
Tricloroetano(µg/L)	---	---	---	---	---	---	---	---
Hidrocarbonetos Aromáticos Policíclicos (µg/L):	0,10	---	---	---	---	---	---	---
Benzo(b)fluoranteno (µg/L)	---	---	---	---	---	---	---	---
Benzo(k)fluoranteno (µg/L)	---	---	---	---	---	---	---	---
Benzo(ghi)perileno (µg/L)	---	---	---	---	---	---	---	---
Indeno(1,2,3-cd)pireno(µg/L)	---	---	---	---	---	---	---	---
Clorofórmio(µg/L)	---	---	---	---	---	---	---	---
Bromofórmio(µg/L)	---	---	---	---	---	---	---	---
Bromodiorometano(µg/L)	---	---	---	---	---	---	---	---
Dibromoclorometano(µg/L)	---	---	---	---	---	---	---	---
Total:					78%	32	32	100%

Freguesia de Alcaria Ruiva
Corte Pequena

Informação complementar relativa à averiguação das situações de incumprimento dos VP (causas e medidas correctivas):

O Presidente da Câmara Municipal de Mértola Jorge Paulo Colaço Rosa-	Data da publicação: 13 de Maio de 2013
---	---

	Câmara Municipal de Mértola	CONTROLO DA QUALIDADE DA ÁGUA PARA CONSUMO HUMANO NAS ZONAS DE ABASTECIMENTO¹ DO CONCELHO DE MÉRTOLA	EDITAL n.º 62/2013
--	------------------------------------	--	---------------------------

Em conformidade com o Decreto-Lei n.º 306/2007, de 27 de agosto, procedeu-se à verificação da qualidade da água da rede pública, através de análises periódicas na torneira do consumidor, segundo o Programa de Controlo da Qualidade da Água (PCQA) aprovado pela autoridade competente (ERSAR).	1º TRIMESTRE 2013 01 janeiro a 31 março
--	--

Parâmetro (unidades)	Valor Paramétrico (VP) fixado no DL 306/2007	Valores obtidos		N.º Análises superiores VP	% Cumprimento do VP	N.º Análises (PCQA)		% Análises Realizadas
		Mínimo	Máximo			Agendadas	Realizadas	
Escherichia coli (N/100 ml)	0	0	0	0	100%	2	2	100%
Bactérias coliformes (N/100 ml)	0	0	0	0	100%	2	2	100%
Desinfetante residual (mg/L)	0,4	0,5	0,7	---	---	2	2	100%
Alumínio (µg/L Al)	200	---	---	---	---	---	---	---
Amónio (mg/L NH ₄)	0,50	0,03	0,03	0	100%	1	1	100%
Número de colónias a 22 °C (N/ml)	Sem alteração anormal	0	0	---	---	1	1	100%
Número de colónias a 37 °C (N/ml)	Sem alteração anormal	0	0	---	---	1	1	100%
Condutividade (µS/cm a 20°C)	2500	990	990	0	100%	1	1	100%
Clostridium perfringens (N/100ml)	0	0	0	0	100%	1	1	100%
Cor (mg/L PtCo)	20	<2	<2	0	100%	1	1	100%
pH (Unidades pH)	≥6,5 e ≤9	7,9	7,9	0	100%	1	1	100%
Ferro (µg/L Fe)	200	<50	<50	0	100%	1	1	100%
Manganês (µg/L Mn)	50	<15	<15	0	100%	1	1	100%
Nitratos ² (mg/L NO ₃)	50	19	19	0	100%	1	1	100%
Nitritos (mg/L NO ₂)	0,5	---	---	---	---	---	---	---
Oxidabilidade (mg/L O ₂)	5	<1	<1	0	100%	1	1	100%
Cheiro a 25°C (Factor de diluição)	3	<1	<1	0	100%	1	1	100%
Sabor a 25°C (Factor de diluição)	3	2	2	0	100%	1	1	100%
Turvação (NTU)	4	<0,5	<0,5	1	0%	1	1	100%
Antimónio (µg/L Sb)	5	<3,5	<3,5	0	100%	1	1	100%
Arsénio (µg/L As)	10	---	---	---	---	---	---	---
Benzeno (µg/L)	1,0	---	---	---	---	---	---	---
Benzo(a)pireno (µg/L)	0,010	---	---	---	---	---	---	---
Boro (mg/L B)	1,0	---	---	---	---	---	---	---
Bromatos (µg/L BrO ₃)	10	---	---	---	---	---	---	---
Cádmio (µg/L Cd)	5,0	---	---	---	---	---	---	---
Cálcio (mg/L Ca)	---	52	52	---	---	1	1	100%
Chumbo (µg/L Pb)	25	<5	<5	0	100%	1	1	100%
Cianetos (µg/L CN)	50	---	---	---	---	---	---	---
Cobre (mg/L Cu)	2,0	<0,01	<0,01	0	100%	1	1	100%
Crómio (µg/L Cr)	50	---	---	---	---	---	---	---
1,2 - dicloroetano (µg/L)	3,0	---	---	---	---	---	---	---
Dureza total (mg/L CaCO ₃)	---	270	270	---	---	1	1	100%
Enterococos (N/100 ml)	0	0	0	0	100%	1	1	100%
Fluoretos (mg/L F)	1,5	---	---	---	---	---	---	---
Magnésio (mg/L Mg)	---	35	35	---	---	1	1	100%
Mercurio (µg/L Hg)	1	---	---	---	---	---	---	---
Níquel (µg/L Ni)	20	<5	<5	0	100%	1	1	100%
Selénio (µg/L Se)	10	---	---	---	---	---	---	---
Cloretos (mg/L Cl)	250	180	180	0	100%	1	1	100%
Sódio (mg/L Na)	200	150	150	0	100%	1	1	100%
Sulfatos (mg/L SO ₄)	250	46	46	0	100%	1	1	100%
Tetracloroetano(µg/L)	---	---	---	---	---	---	---	---
Tricloroetano(µg/L)	---	---	---	---	---	---	---	---
Hidrocarbonetos Aromáticos Policíclicos (µg/L):	0,10	---	---	---	---	---	---	---
Benzo(b)fluoranteno (µg/L)	---	---	---	---	---	---	---	---
Benzo(k)fluoranteno (µg/L)	---	---	---	---	---	---	---	---
Benzo(ghi)perileno (µg/L)	---	---	---	---	---	---	---	---
Indeno(1,2,3-cd)pireno(µg/L)	---	---	---	---	---	---	---	---
Clorofórmio(µg/L)	---	---	---	---	---	---	---	---
Bromofórmio(µg/L)	---	---	---	---	---	---	---	---
Bromodlorometano(µg/L)	---	---	---	---	---	---	---	---
Dibromoclorometano(µg/L)	---	---	---	---	---	---	---	---
Total:					95%	31	31	100%

Freguesia de Mértola
Corte Pequena

Informação complementar relativa à averiguação das situações de incumprimento dos VP (causas e medidas correctivas):

O Presidente da Câmara Municipal de Mértola Jorge Paulo Colaço Rosa-	Data da publicação: 13 de Maio de 2013
---	---

Câmara Municipal de Mértola		CONTROLO DA QUALIDADE DA ÁGUA PARA CONSUMO HUMANO NAS ZONAS DE ABASTECIMENTO ¹ DO CONCELHO DE MÉRTOLA				EDITAL n.º 62/2013		
Em conformidade com o Decreto-Lei n.º 306/2007, de 27 de agosto, procedeu-se à verificação da qualidade da água da rede pública, através de análises periódicas na torneira do consumidor, segundo o Programa de Controlo da Qualidade da Água (PCQA) aprovado pela autoridade competente (ERSAR).						1º TRIMESTRE 2013 01 janeiro a 31 março		
Parâmetro (unidades)	Valor Paramétrico (VP) fixado no DL 306/2007	Valores obtidos		N.º Análises superiores VP	% Cumprimento do VP	N.º Análises (PCQA)		% Análises Realizadas
		Mínimo	Máximo			Agendadas	Realizadas	
Escherichia coli (N/100 ml)	0	0	0	0	100%	1	1	100%
Bactérias coliformes (N/100 ml)	0	0	0	0	100%	1	1	100%
Desinfetante residual (mg/L)	0,4	0,4	0,4	---	---	1	1	100%
Alumínio (µg/L Al)	200	---	---	---	---	---	---	---
Amónio (mg/L NH ₄)	0,50	---	---	---	---	---	---	---
Número de colónias a 22 °C (N/ml)	Sem alteração anormal	---	---	---	---	---	---	---
Número de colónias a 37 °C (N/ml)	Sem alteração anormal	---	---	---	---	---	---	---
Condutividade (µS/cm a 20°C)	2500	---	---	---	---	---	---	---
Clostridium perfringens (N/100ml)	0	---	---	---	---	---	---	---
Cor (mg/L PtCo)	20	---	---	---	---	---	---	---
pH (Unidades pH)	≥6,5 e ≤9	---	---	---	---	---	---	---
Ferro (µg/L Fe)	200	---	---	---	---	---	---	---
Manganês (µg/L Mn)	50	---	---	---	---	---	---	---
Nitratos ² (mg/L NO ₃)	50	---	---	---	---	---	---	---
Nitritos (mg/L NO ₂)	0,5	---	---	---	---	---	---	---
Oxidabilidade (mg/L O ₂)	5	---	---	---	---	---	---	---
Cheiro a 25°C (Factor de diluição)	3	---	---	---	---	---	---	---
Sabor a 25°C (Factor de diluição)	3	---	---	---	---	---	---	---
Turvação (NTU)	4	---	---	---	---	---	---	---
Antimónio (µg/L Sb)	5	---	---	---	---	---	---	---
Arsénio (µg/L As)	10	---	---	---	---	---	---	---
Benzeno (µg/L)	1,0	---	---	---	---	---	---	---
Benzo(a)pireno (µg/L)	0,010	---	---	---	---	---	---	---
Boro (mg/L B)	1,0	---	---	---	---	---	---	---
Bromatos (µg/L BrO ₃)	10	---	---	---	---	---	---	---
Cádmio (µg/L Cd)	5,0	---	---	---	---	---	---	---
Cálcio (mg/L Ca)	---	---	---	---	---	---	---	---
Chumbo (µg/L Pb)	25	---	---	---	---	---	---	---
Cianetos (µg/L CN)	50	---	---	---	---	---	---	---
Cobre (mg/L Cu)	2,0	---	---	---	---	---	---	---
Crómio (µg/L Cr)	50	---	---	---	---	---	---	---
1,2 - dicloroetano (µg/L)	3,0	---	---	---	---	---	---	---
Dureza total (mg/L CaCO ₃)	---	---	---	---	---	---	---	---
Enterococos (N/100 ml)	0	---	---	---	---	---	---	---
Fluoretos (mg/L F)	1,5	---	---	---	---	---	---	---
Magnésio (mg/L Mg)	---	---	---	---	---	---	---	---
Mercurio (µg/L Hg)	1	---	---	---	---	---	---	---
Níquel (µg/L Ni)	20	---	---	---	---	---	---	---
Selénio (µg/L Se)	10	---	---	---	---	---	---	---
Cloretos (mg/L Cl)	250	---	---	---	---	---	---	---
Sódio (mg/L Na)	200	---	---	---	---	---	---	---
Sulfatos (mg/L SO ₄)	250	---	---	---	---	---	---	---
Tetracloroetano(µg/L)	---	---	---	---	---	---	---	---
Tricloroetano(µg/L)	---	---	---	---	---	---	---	---
Hidrocarbonetos Aromáticos Policíclicos (µg/L):	0,10	---	---	---	---	---	---	---
Benzo(b)fluoranteno (µg/L)	---	---	---	---	---	---	---	---
Benzo(k)fluoranteno (µg/L)	---	---	---	---	---	---	---	---
Benzo(ghi)perileno (µg/L)	---	---	---	---	---	---	---	---
Indeno(1,2,3-cd)pireno(µg/L)	---	---	---	---	---	---	---	---
Clorofórmio(µg/L)	---	---	---	---	---	---	---	---
Bromofórmio(µg/L)	---	---	---	---	---	---	---	---
Bromodiclorometano(µg/L)	---	---	---	---	---	---	---	---
Dibromoclorometano(µg/L)	---	---	---	---	---	---	---	---
Total:					100%	3	3	100%
Freguesia de São Miguel do Pinheiro Diogo Martins								
Informação complementar relativa à averiguação das situações de incumprimento dos VP (causas e medidas correctivas):								
O Presidente da Câmara Municipal de Mértola Jorge Paulo Colaço Rosa-						Data da publicação: 13 de Maio de 2013		

 Câmara Municipal de Mértola	CONTROLO DA QUALIDADE DA ÁGUA PARA CONSUMO HUMANO NAS ZONAS DE ABASTECIMENTO¹ DO CONCELHO DE MÉRTOLA	EDITAL n.º 62/2013
--	--	---------------------------

Em conformidade com o Decreto-Lei n.º 306/2007, de 27 de agosto, procedeu-se à verificação da qualidade da água da rede pública, através de análises periódicas na torneira do consumidor, segundo o Programa de Controlo da Qualidade da Água (PCQA) aprovado pela autoridade competente (ERSAR).	1º TRIMESTRE 2013 01 janeiro a 31 março
--	--

Parâmetro (unidades)	Valor Paramétrico (VP) fixado no DL 306/2007	Valores obtidos		N.º Análises superiores VP	% Cumprimento do VP	N.º Análises (PCQA)		% Análises Realizadas
		Mínimo	Máximo			Agendadas	Realizadas	
Escherichia coli (N/100 ml)	0	0	0	0	100%	3	3	100%
Bactérias coliformes (N/100 ml)	0	0	0	0	100%	3	3	100%
Desinfetante residual (mg/L)	0,4	<0,1	0,6	---	---	3	3	100%
Alumínio (µg/L Al)	200	40	59	0	100%	3	3	100%
Amónio (mg/L NH ₄)	0,50	<0,02	0,04	0	100%	3	3	100%
Número de colónias a 22 °C (N/ml)	Sem alteração anormal	0	86	---	---	3	3	100%
Número de colónias a 37 °C (N/ml)	Sem alteração anormal	0	9	---	---	3	3	100%
Condutividade (µS/cm a 20°C)	2500	440	490	0	100%	3	3	100%
Clostridium perfringens (N/100ml)	0	0	0	0	100%	3	3	100%
Cor (mg/L PtCo)	20	<2	3,1	0	100%	3	3	100%
pH (Unidades pH)	≥6,5 e ≤9	7,6	7,7	0	100%	3	3	100%
Ferro (µg/L Fe)	200	<50	<50	0	100%	1	1	100%
Manganês (µg/L Mn)	50	<15	<15	0	100%	3	3	100%
Nitratos ² (mg/L NO ₃)	50	---	---	---	---	---	---	---
Nitritos (mg/L NO ₂)	0,5	<0,02	<0,02	0	100%	1	1	100%
Oxidabilidade (mg/L O ₂)	5	2,8	4,5	0	100%	3	3	100%
Cheiro a 25°C (Factor de diluição)	3	<1	<1	0	100%	3	3	100%
Sabor a 25°C (Factor de diluição)	3	<1	<1	0	100%	3	3	100%
Turvação (NTU)	4	<0,5	0,8	0	100%	3	3	100%
Antimónio (µg/L Sb)	5	---	---	---	---	---	---	---
Arsénio (µg/L As)	10	---	---	---	---	---	---	---
Benzeno (µg/L)	1,0	---	---	---	---	---	---	---
Benzo(a)pireno (µg/L)	0,010	<0,005	<0,005	0	100%	1	1	100%
Boro (mg/L B)	1,0	---	---	---	---	---	---	---
Bromatos (µg/L BrO ₃)	10	---	---	---	---	---	---	---
Cádmio (µg/L Cd)	5,0	---	---	---	---	---	---	---
Cálcio (mg/L Ca)	---	30	30	---	---	1	1	100%
Chumbo (µg/L Pb)	25	<5	<5	0	100%	1	1	100%
Cianetos (µg/L CN)	50	---	---	---	---	---	---	---
Cobre (mg/L Cu)	2,0	<0,01	<0,01	0	100%	1	1	100%
Crómio (µg/L Cr)	50	---	---	---	---	---	---	---
1,2 - dicloroetano (µg/L)	3,0	---	---	---	---	---	---	---
Dureza total (mg/L CaCO ₃)	---	136	136	---	---	1	1	100%
Enterococos (N/100 ml)	0	0	0	0	100%	1	1	100%
Fluoretos (mg/L F)	1,5	---	---	---	---	---	---	---
Magnésio (mg/L Mg)	---	14	14	---	---	1	1	100%
Mercurio (µg/L Hg)	1	---	---	---	---	---	---	---
Níquel (µg/L Ni)	20	<5	<5	0	100%	1	1	100%
Selénio (µg/L Se)	10	---	---	---	---	---	---	---
Cloretos (mg/L Cl)	250	---	---	---	---	---	---	---
Sódio (mg/L Na)	200	---	---	---	---	---	---	---
Sulfatos (mg/L SO ₄)	250	---	---	---	---	---	---	---
Tetracloroetano(µg/L)	---	---	---	---	---	---	---	---
Tricloroetano(µg/L)	---	---	---	---	---	---	---	---
Hidrocarbonetos Aromáticos Policíclicos (µg/L):	0,10	<0,01	<0,01	0	100%	1	1	100%
Benzo(b)fluoranteno (µg/L)	---	<0,01	<0,01	---	---	1	1	100%
Benzo(k)fluoranteno (µg/L)	---	<0,01	<0,01	---	---	1	1	100%
Benzo(ghi)perileno (µg/L)	---	<0,01	<0,01	---	---	1	1	100%
Indeno(1,2,3-cd)pireno(µg/L)	---	<0,01	<0,01	---	---	1	1	100%
Clorofórmio(µg/L)	---	8	8	---	---	1	1	100%
Bromofórmio(µg/L)	---	<7	<7	---	---	1	1	100%
Bromodlorometano(µg/L)	---	<0,01	<0,01	---	---	1	1	100%
Dibromoclorometano(µg/L)	---	16	16	---	---	1	1	100%
Total:					100%	67	67	100%

Freguesia de Corte do Pinto, Mértola e Santana de Cambas
Enxóé

Informação complementar relativa à averiguação das situações de incumprimento dos VP (causas e medidas correctivas):

O Presidente da Câmara Municipal de Mértola	Data da publicação: 13 de Maio de 2013
Jorge Paulo Colaço Rosa-	

	Câmara Municipal de Mértola	CONTROLO DA QUALIDADE DA ÁGUA PARA CONSUMO HUMANO NAS ZONAS DE ABASTECIMENTO¹ DO CONCELHO DE MÉRTOLA	EDITAL n.º 62/2013
--	------------------------------------	--	---------------------------

Em conformidade com o Decreto-Lei n.º 306/2007, de 27 de agosto, procedeu-se à verificação da qualidade da água da rede pública, através de análises periódicas na torneira do consumidor, segundo o Programa de Controlo da Qualidade da Água (PCQA) aprovado pela autoridade competente (ERSAR).	1º TRIMESTRE 2013 01 janeiro a 31 março
--	--

Parâmetro (unidades)	Valor Paramétrico (VP) fixado no DL 306/2007	Valores obtidos		N.º Análises superiores VP	% Cumprimento do VP	N.º Análises (PCQA)		% Análises Realizadas
		Mínimo	Máximo			Agendadas	Realizadas	
Escherichia coli (N/100 ml)	0	0	0	0	100%	2	2	100%
Bactérias coliformes (N/100 ml)	0	0	0	0	100%	2	2	100%
Desinfetante residual (mg/L)	0,4	0,2	0,4	---	---	2	2	100%
Alumínio (µg/L Al)	200	---	---	---	---	---	---	---
Amónio (mg/L NH ₄)	0,50	<0,02	<0,02	0	100%	1	1	100%
Número de colónias a 22 °C (N/ml)	Sem alteração anormal	0	0	---	---	1	1	100%
Número de colónias a 37 °C (N/ml)	Sem alteração anormal	0	0	---	---	1	1	100%
Condutividade (µS/cm a 20°C)	2500	730	730	0	100%	1	1	100%
Clostridium perfringens (N/100ml)	0	0	0	0	100%	1	1	100%
Cor (mg/L PtCo)	20	<2	<2	0	100%	1	1	100%
pH (Unidades pH)	≥6,5 e ≤9	7,6	7,6	0	100%	1	1	100%
Ferro (µg/L Fe)	200	<50	<50	0	100%	1	1	100%
Manganês (µg/L Mn)	50	59	59	0	100%	1	1	100%
Nitratos ² (mg/L NO ₃)	50	<10	<10	0	100%	1	1	100%
Nitritos (mg/L NO ₂)	0,5	---	---	---	---	---	---	---
Oxidabilidade (mg/L O ₂)	5	1,2	1,2	0	100%	1	1	100%
Cheiro a 25°C (Factor de diluição)	3	<1	<1	0	100%	1	1	100%
Sabor a 25°C (Factor de diluição)	3	<1	<1	0	100%	1	1	100%
Turvação (NTU)	4	<0,5	<0,5	0	100%	1	1	100%
Antimónio (µg/L Sb)	5	---	---	---	---	---	---	---
Arsénio (µg/L As)	10	---	---	---	---	---	---	---
Benzeno (µg/L)	1,0	---	---	---	---	---	---	---
Benzo(a)pireno (µg/L)	0,010	---	---	---	---	---	---	---
Boro (mg/L B)	1,0	---	---	---	---	---	---	---
Bromatos (µg/L BrO ₃)	10	---	---	---	---	---	---	---
Cádmio (µg/L Cd)	5,0	---	---	---	---	---	---	---
Cálcio (mg/L Ca)	---	72	72	---	---	1	1	100%
Chumbo (µg/L Pb)	25	<5	<5	0	100%	1	1	100%
Cianetos (µg/L CN)	50	---	---	---	---	---	---	---
Cobre (mg/L Cu)	2,0	0,02	0,02	0	100%	1	1	100%
Crómio (µg/L Cr)	50	---	---	---	---	---	---	---
1,2 - dicloroetano (µg/L)	3,0	---	---	---	---	---	---	---
Dureza total (mg/L CaCO ₃)	---	310	310	---	---	1	1	100%
Enterococos (N/100 ml)	0	0	0	0	100%	1	1	100%
Fluoretos (mg/L F)	1,5	---	---	---	---	---	---	---
Magnésio (mg/L Mg)	---	31	31	---	---	1	1	100%
Mercurio (µg/L Hg)	1	---	---	---	---	---	---	---
Níquel (µg/L Ni)	20	<5	<5	0	100%	1	1	100%
Selénio (µg/L Se)	10	<10	<10	0	100%	1	1	100%
Cloretos (mg/L Cl)	250	---	---	---	---	---	---	---
Sódio (mg/L Na)	200	---	---	---	---	---	---	---
Sulfatos (mg/L SO ₄)	250	59	59	0	100%	1	1	100%
Tetracloroetano(µg/L)	---	---	---	---	---	---	---	---
Tricloroetano(µg/L)	---	---	---	---	---	---	---	---
Hidrocarbonetos Aromáticos Policíclicos (µg/L):	0,10	---	---	---	---	---	---	---
Benzo(b)fluoranteno (µg/L)	---	---	---	---	---	---	---	---
Benzo(k)fluoranteno (µg/L)	---	---	---	---	---	---	---	---
Benzo(ghi)perileno (µg/L)	---	---	---	---	---	---	---	---
Indeno(1,2,3-cd)pireno(µg/L)	---	---	---	---	---	---	---	---
Clorofórmio(µg/L)	---	---	---	---	---	---	---	---
Bromofórmio(µg/L)	---	---	---	---	---	---	---	---
Bromodlorometano(µg/L)	---	---	---	---	---	---	---	---
Dibromoclorometano(µg/L)	---	---	---	---	---	---	---	---
Total:					100%	29	29	100%

Freguesia de São Miguel do Pinheiro
Espargosa

Informação complementar relativa à averiguação das situações de incumprimento dos VP (causas e medidas correctivas):

O Presidente da Câmara Municipal de Mértola Jorge Paulo Colaço Rosa-	Data da publicação: 13 de Maio de 2013
---	---

	Câmara Municipal de Mértola	CONTROLO DA QUALIDADE DA ÁGUA PARA CONSUMO HUMANO NAS ZONAS DE ABASTECIMENTO¹ DO CONCELHO DE MÉRTOLA	EDITAL n.º 62/2013
--	------------------------------------	--	---------------------------

Em conformidade com o Decreto-Lei n.º 306/2007, de 27 de agosto, procedeu-se à verificação da qualidade da água da rede pública, através de análises periódicas na torneira do consumidor, segundo o Programa de Controlo da Qualidade da Água (PCQA) aprovado pela autoridade competente (ERSAR).	1º TRIMESTRE 2013 01 janeiro a 31 março
--	--

Parâmetro (unidades)	Valor Paramétrico (VP) fixado no DL 306/2007	Valores obtidos		N.º Análises superiores VP	% Cumprimento do VP	N.º Análises (PCQA)		% Análises Realizadas
		Mínimo	Máximo			Agendadas	Realizadas	
Escherichia coli (N/100 ml)	0	0	0	0	100%	2	2	100%
Bactérias coliformes (N/100 ml)	0	0	0	0	100%	2	2	100%
Desinfetante residual (mg/L)	0,4	0,5	0,6	---	---	2	2	100%
Alumínio (µg/L Al)	200	---	---	---	---	---	---	---
Amónio (mg/L NH ₄)	0,50	<0,02	<0,02	0	100%	1	1	100%
Número de colónias a 22 °C (N/ml)	Sem alteração anormal	0	0	---	---	1	1	100%
Número de colónias a 37 °C (N/ml)	Sem alteração anormal	12	12	---	---	1	1	100%
Condutividade (µS/cm a 20°C)	2500	580	580	0	100%	1	1	100%
Clostridium perfringens (N/100ml)	0	0	0	0	100%	1	1	100%
Cor (mg/L PtCo)	20	<2	<2	0	100%	1	1	100%
pH (Unidades pH)	≥6,5 e ≤9	7,7	7,7	0	100%	1	1	100%
Ferro (µg/L Fe)	200	<50	<50	0	100%	1	1	100%
Manganês (µg/L Mn)	50	<15	<15	0	100%	1	1	100%
Nitratos ² (mg/L NO ₃)	50	---	---	---	---	---	---	---
Nitritos (mg/L NO ₂)	0,5	---	---	---	---	---	---	---
Oxidabilidade (mg/L O ₂)	5	1,7	1,7	0	100%	1	1	100%
Cheiro a 25°C (Factor de diluição)	3	<1	<1	0	100%	1	1	100%
Sabor a 25°C (Factor de diluição)	3	<1	<1	0	100%	1	1	100%
Turvação (NTU)	4	<0,5	<0,5	0	100%	1	1	100%
Antimónio (µg/L Sb)	5	---	---	---	---	---	---	---
Arsénio (µg/L As)	10	---	---	---	---	---	---	---
Benzeno (µg/L)	1,0	---	---	---	---	---	---	---
Benzo(a)pireno (µg/L)	0,010	---	---	---	---	---	---	---
Boro (mg/L B)	1,0	---	---	---	---	---	---	---
Bromatos (µg/L BrO ₃)	10	---	---	---	---	---	---	---
Cádmio (µg/L Cd)	5,0	---	---	---	---	---	---	---
Cálcio (mg/L Ca)	---	60	60	---	---	1	1	100%
Chumbo (µg/L Pb)	25	<5	<5	0	100%	1	1	100%
Cianetos (µg/L CN)	50	---	---	---	---	---	---	---
Cobre (mg/L Cu)	2,0	<0,01	<0,01	0	100%	1	1	100%
Crómio (µg/L Cr)	50	---	---	---	---	---	---	---
1,2 - dicloroetano (µg/L)	3,0	---	---	---	---	---	---	---
Dureza total (mg/L CaCO ₃)	---	240	240	---	---	1	1	100%
Enterococos (N/100 ml)	0	0	0	0	100%	1	1	100%
Fluoretos (mg/L F)	1,5	---	---	---	---	---	---	---
Magnésio (mg/L Mg)	---	21	21	---	---	1	1	100%
Mercurio (µg/L Hg)	1	---	---	---	---	---	---	---
Níquel (µg/L Ni)	20	<5	<5	0	100%	1	1	100%
Selénio (µg/L Se)	10	---	---	---	---	---	---	---
Cloretos (mg/L Cl)	250	---	---	---	---	---	---	---
Sódio (mg/L Na)	200	---	---	---	---	---	---	---
Sulfatos (mg/L SO ₄)	250	---	---	---	---	---	---	---
Tetracloroetano(µg/L)	---	---	---	---	---	---	---	---
Tricloroetano(µg/L)	---	---	---	---	---	---	---	---
Hidrocarbonetos Aromáticos Policíclicos (µg/L):	0,10	---	---	---	---	---	---	---
Benzo(b)fluoranteno (µg/L)	---	---	---	---	---	---	---	---
Benzo(k)fluoranteno (µg/L)	---	---	---	---	---	---	---	---
Benzo(ghi)perileno (µg/L)	---	---	---	---	---	---	---	---
Indeno(1,2,3-cd)pireno(µg/L)	---	---	---	---	---	---	---	---
Clorofórmio(µg/L)	---	---	---	---	---	---	---	---
Bromofórmio(µg/L)	---	---	---	---	---	---	---	---
Bromodlorometano(µg/L)	---	---	---	---	---	---	---	---
Dibromoclorometano(µg/L)	---	---	---	---	---	---	---	---
Total:					100%	26	26	100%

Freguesia de Espírito santo
Espírito santo

Informação complementar relativa à averiguação das situações de incumprimento dos VP (causas e medidas correctivas):

O Presidente da Câmara Municipal de Mértola Jorge Paulo Colaço Rosa-	Data da publicação: 13 de Maio de 2013
---	---

Câmara Municipal de Mértola		CONTROLO DA QUALIDADE DA ÁGUA PARA CONSUMO HUMANO NAS ZONAS DE ABASTECIMENTO ¹ DO CONCELHO DE MÉRTOLA				EDITAL n.º 62/2013		
Em conformidade com o Decreto-Lei n.º 306/2007, de 27 de agosto, procedeu-se à verificação da qualidade da água da rede pública, através de análises periódicas na torneira do consumidor, segundo o Programa de Controlo da Qualidade da Água (PCQA) aprovado pela autoridade competente (ERSAR).						1º TRIMESTRE 2013 01 janeiro a 31 março		
Parâmetro (unidades)	Valor Paramétrico (VP) fixado no DL 306/2007	Valores obtidos		N.º Análises superiores VP	% Cumprimento do VP	N.º Análises (PCQA)		% Análises Realizadas
		Mínimo	Máximo			Agendadas	Realizadas	
Escherichia coli (N/100 ml)	0	0	0	0	100%	2	2	100%
Bactérias coliformes (N/100 ml)	0	0	0	0	100%	2	2	100%
Desinfetante residual (mg/L)	0,4	0,4	>1,5	---	---	2	2	100%
Alumínio (µg/L Al)	200	---	---	---	---	---	---	---
Amónio (mg/L NH ₄)	0,50	0,02	0,02	0	100%	1	1	100%
Número de colónias a 22 °C (N/ml)	Sem alteração anormal	0	0	---	---	1	1	100%
Número de colónias a 37 °C (N/ml)	Sem alteração anormal	0	0	---	---	1	1	100%
Condutividade (µS/cm a 20°C)	2500	720	720	0	100%	1	1	100%
Clostridium perfringens (N/100ml)	0	0	0	0	100%	1	1	100%
Cor (mg/L PtCo)	20	3,1	3,1	0	100%	1	1	100%
pH (Unidades pH)	≥6,5 e ≤9	7,4	7,4	0	100%	1	1	100%
Ferro (µg/L Fe)	200	<50	<50	0	100%	1	1	100%
Manganês (µg/L Mn)	50	<15	<15	0	100%	1	1	100%
Nitratos ² (mg/L NO ₃)	50	<10	<10	0	100%	1	1	100%
Nitritos (mg/L NO ₂)	0,5	---	---	---	---	---	---	---
Oxidabilidade (mg/L O ₂)	5	1,4	1,4	0	100%	1	1	100%
Cheiro a 25°C (Factor de diluição)	3	<1	<1	0	100%	1	1	100%
Sabor a 25°C (Factor de diluição)	3	<1	<1	0	100%	1	1	100%
Turvação (NTU)	4	1,1	1,1	0	100%	1	1	100%
Antimónio (µg/L Sb)	5	---	---	---	---	---	---	---
Arsénio (µg/L As)	10	---	---	---	---	---	---	---
Benzeno (µg/L)	1,0	---	---	---	---	---	---	---
Benzo(a)pireno (µg/L)	0,010	---	---	---	---	---	---	---
Boro (mg/L B)	1,0	---	---	---	---	---	---	---
Bromatos (µg/L BrO ₃)	10	---	---	---	---	---	---	---
Cádmio (µg/L Cd)	5,0	---	---	---	---	---	---	---
Cálcio (mg/L Ca)	---	91	91	---	---	1	1	100%
Chumbo (µg/L Pb)	25	<5	<5	0	100%	1	1	100%
Cianetos (µg/L CN)	50	---	---	---	---	---	---	---
Cobre (mg/L Cu)	2,0	<0,01	<0,01	0	100%	1	1	100%
Crómio (µg/L Cr)	50	---	---	---	---	---	---	---
1,2 - dicloroetano (µg/L)	3,0	---	---	---	---	---	---	---
Dureza total (mg/L CaCO ₃)	---	320	320	---	---	1	1	100%
Enterococos (N/100 ml)	0	0	0	0	100%	1	1	100%
Fluoretos (mg/L F)	1,5	---	---	---	---	---	---	---
Magnésio (mg/L Mg)	---	22	22	---	---	1	1	100%
Mercurio (µg/L Hg)	1	---	---	---	---	---	---	---
Níquel (µg/L Ni)	20	<5	<5	0	100%	1	1	100%
Selénio (µg/L Se)	10	---	---	---	---	---	---	---
Cloretos (mg/L Cl)	250	---	---	---	---	---	---	---
Sódio (mg/L Na)	200	---	---	---	---	---	---	---
Sulfatos (mg/L SO ₄)	250	32	32	0	100%	1	1	100%
Tetracloroetano(µg/L)	---	---	---	---	---	---	---	---
Tricloroetano(µg/L)	---	---	---	---	---	---	---	---
Hidrocarbonetos Aromáticos Policíclicos (µg/L):	0,10	---	---	---	---	---	---	---
Benzo(b)fluoranteno (µg/L)	---	---	---	---	---	---	---	---
Benzo(k)fluoranteno (µg/L)	---	---	---	---	---	---	---	---
Benzo(ghi)perileno (µg/L)	---	---	---	---	---	---	---	---
Indeno(1,2,3-cd)pireno(µg/L)	---	---	---	---	---	---	---	---
Clorofórmio(µg/L)	---	---	---	---	---	---	---	---
Bromofórmio(µg/L)	---	---	---	---	---	---	---	---
Bromodichlorometano(µg/L)	---	---	---	---	---	---	---	---
Dibromochlorometano(µg/L)	---	---	---	---	---	---	---	---
Total:					100%	28	28	1
Freguesia de Santana de Cambas Formoa								
Informação complementar relativa à averiguação das situações de incumprimento dos VP (causas e medidas correctivas):								
O Presidente da Câmara Municipal de Mértola						Data da publicação:		
Jorge Paulo Colaço Rosa-						13 de Maio de 2013		

	Câmara Municipal de Mértola	CONTROLO DA QUALIDADE DA ÁGUA PARA CONSUMO HUMANO NAS ZONAS DE ABASTECIMENTO¹ DO CONCELHO DE MÉRTOLA	EDITAL n.º 62/2013
--	------------------------------------	--	---------------------------

Em conformidade com o Decreto-Lei n.º 306/2007, de 27 de agosto, procedeu-se à verificação da qualidade da água da rede pública, através de análises periódicas na torneira do consumidor, segundo o Programa de Controlo da Qualidade da Água (PCQA) aprovado pela autoridade competente (ERSAR).	1º TRIMESTRE 2013 01 janeiro a 31 março
--	--

Parâmetro (unidades)	Valor Paramétrico (VP) fixado no DL 306/2007	Valores obtidos		N.º Análises superiores VP	% Cumprimento do VP	N.º Análises (PCQA)		% Análises Realizadas
		Mínimo	Máximo			Agendadas	Realizadas	
Escherichia coli (N/100 ml)	0	0	0	0	100%	2	2	100%
Bactérias coliformes (N/100 ml)	0	0	0	0	100%	2	2	100%
Desinfetante residual (mg/L)	0,4	0,3	0,4	---	---	2	2	100%
Alumínio (µg/L Al)	200	---	---	---	---	---	---	---
Amónio (mg/L NH ₄)	0,50	<0,02	<0,02	0	100%	1	1	100%
Número de colónias a 22 °C (N/ml)	Sem alteração anormal	19	19	---	---	1	1	100%
Número de colónias a 37 °C (N/ml)	Sem alteração anormal	61	61	---	---	1	1	100%
Condutividade (µS/cm a 20°C)	2500	600	600	0	100%	1	1	100%
Clostridium perfringens (N/100ml)	0	0	0	0	100%	1	1	100%
Cor (mg/L PtCo)	20	<2	<2	0	100%	1	1	100%
pH (Unidades pH)	≥6,5 e ≤9	7,4	7,4	0	100%	1	1	100%
Ferro (µg/L Fe)	200	<50	<50	0	100%	1	1	100%
Manganês (µg/L Mn)	50	15	15	0	100%	1	1	100%
Nitratos ² (mg/L NO ₃)	50	---	---	---	---	---	---	---
Nitritos (mg/L NO ₂)	0,5	---	---	---	---	---	---	---
Oxidabilidade (mg/L O ₂)	5	<1	<1	0	100%	1	1	100%
Cheiro a 25°C (Factor de diluição)	3	<1	<1	0	100%	1	1	100%
Sabor a 25°C (Factor de diluição)	3	<1	<1	0	100%	1	1	100%
Turvação (NTU)	4	0,8	0,8	0	100%	1	1	100%
Antimónio (µg/L Sb)	5	---	---	---	---	---	---	---
Arsénio (µg/L As)	10	---	---	---	---	---	---	---
Benzeno (µg/L)	1,0	---	---	---	---	---	---	---
Benzo(a)pireno (µg/L)	0,010	---	---	---	---	---	---	---
Boro (mg/L B)	1,0	---	---	---	---	---	---	---
Bromatos (µg/L BrO ₃)	10	---	---	---	---	---	---	---
Cádmio (µg/L Cd)	5,0	---	---	---	---	---	---	---
Cálcio (mg/L Ca)	---	48	48	---	---	1	1	100%
Chumbo (µg/L Pb)	25	<5	<5	0	100%	1	1	100%
Cianetos (µg/L CN)	50	---	---	---	---	---	---	---
Cobre (mg/L Cu)	2,0	<0,01	<0,01	0	100%	1	1	100%
Crómio (µg/L Cr)	50	---	---	---	---	---	---	---
1,2 - dicloroetano (µg/L)	3,0	---	---	---	---	---	---	---
Dureza total (mg/L CaCO ₃)	---	300	300	---	---	1	1	100%
Enterococos (N/100 ml)	0	0	0	0	100%	1	1	100%
Fluoretos (mg/L F)	1,5	---	---	---	---	---	---	---
Magnésio (mg/L Mg)	---	44	44	---	---	1	1	100%
Mercurio (µg/L Hg)	1	---	---	---	---	---	---	---
Níquel (µg/L Ni)	20	<5	<5	0	100%	1	1	100%
Selénio (µg/L Se)	10	---	---	---	---	---	---	---
Cloretos (mg/L Cl)	250	---	---	---	---	---	---	---
Sódio (mg/L Na)	200	---	---	---	---	---	---	---
Sulfatos (mg/L SO ₄)	250	---	---	---	---	---	---	---
Tetracloroetano(µg/L)	---	---	---	---	---	---	---	---
Tricloroetano(µg/L)	---	---	---	---	---	---	---	---
Hidrocarbonetos Aromáticos Policíclicos (µg/L):	0,10	---	---	---	---	---	---	---
Benzo(b)fluoranteno (µg/L)	---	---	---	---	---	---	---	---
Benzo(k)fluoranteno (µg/L)	---	---	---	---	---	---	---	---
Benzo(ghi)perileno (µg/L)	---	---	---	---	---	---	---	---
Indeno(1,2,3-cd)pireno(µg/L)	---	---	---	---	---	---	---	---
Clorofórmio(µg/L)	---	---	---	---	---	---	---	---
Bromofórmio(µg/L)	---	---	---	---	---	---	---	---
Bromodlorometano(µg/L)	---	---	---	---	---	---	---	---
Dibromoclorometano(µg/L)	---	---	---	---	---	---	---	---
Total:					100%	26	26	100%

Freguesia de São Miguel do Pinheiro
Góis

Informação complementar relativa à averiguação das situações de incumprimento dos VP (causas e medidas correctivas):

O Presidente da Câmara Municipal de Mértola Jorge Paulo Colaço Rosa-	Data da publicação: 13 de Maio de 2013
---	---

	Câmara Municipal de Mértola	CONTROLO DA QUALIDADE DA ÁGUA PARA CONSUMO HUMANO NAS ZONAS DE ABASTECIMENTO¹ DO CONCELHO DE MÉRTOLA	EDITAL n.º 62/2013
--	------------------------------------	--	---------------------------

Em conformidade com o Decreto-Lei n.º 306/2007, de 27 de agosto, procedeu-se à verificação da qualidade da água da rede pública, através de análises periódicas na torneira do consumidor, segundo o Programa de Controlo da Qualidade da Água (PCQA) aprovado pela autoridade competente (ERSAR).	1º TRIMESTRE 2013 01 janeiro a 31 março
--	--

Parâmetro (unidades)	Valor Paramétrico (VP) fixado no DL 306/2007	Valores obtidos		N.º Análises superiores VP	% Cumprimento do VP	N.º Análises (PCQA)		% Análises Realizadas
		Mínimo	Máximo			Agendadas	Realizadas	
Escherichia coli (N/100 ml)	0	0	0	0	100%	2	2	100%
Bactérias coliformes (N/100 ml)	0	0	0	0	100%	2	2	100%
Desinfetante residual (mg/L)	0,4	0,3	0,4	---	---	2	2	100%
Alumínio (µg/L Al)	200	---	---	---	---	---	---	---
Amónio (mg/L NH ₄)	0,50	<0,02	<0,02	0	100%	1	1	100%
Número de colónias a 22 °C (N/ml)	Sem alteração anormal	11	11	---	---	1	1	100%
Número de colónias a 37 °C (N/ml)	Sem alteração anormal	8	8	---	---	1	1	100%
Condutividade (µS/cm a 20°C)	2500	840	840	0	100%	1	1	100%
Clostridium perfringens (N/100ml)	0	0	0	0	100%	1	1	100%
Cor (mg/L PtCo)	20	<2	<2	0	100%	1	1	100%
pH (Unidades pH)	≥6,5 e ≤9	7,7	7,7	0	100%	1	1	100%
Ferro (µg/L Fe)	200	<50	<50	0	100%	1	1	100%
Manganês (µg/L Mn)	50	<15	<15	0	100%	1	1	100%
Nitratos ² (mg/L NO ₃)	50	---	---	---	---	---	---	---
Nitritos (mg/L NO ₂)	0,5	---	---	---	---	---	---	---
Oxidabilidade (mg/L O ₂)	5	<1	<1	0	100%	1	1	100%
Cheiro a 25°C (Factor de diluição)	3	<1	<1	0	100%	1	1	100%
Sabor a 25°C (Factor de diluição)	3	<1	<1	0	100%	1	1	100%
Turvação (NTU)	4	<0,5	<0,5	0	100%	1	1	100%
Antimónio (µg/L Sb)	5	---	---	---	---	---	---	---
Arsénio (µg/L As)	10	---	---	---	---	---	---	---
Benzeno (µg/L)	1,0	---	---	---	---	---	---	---
Benzo(a)pireno (µg/L)	0,010	---	---	---	---	---	---	---
Boro (mg/L B)	1,0	---	---	---	---	---	---	---
Bromatos (µg/L BrO ₃)	10	---	---	---	---	---	---	---
Cádmio (µg/L Cd)	5,0	---	---	---	---	---	---	---
Cálcio (mg/L Ca)	---	180	180	---	---	1	1	100%
Chumbo (µg/L Pb)	25	<5	<5	0	100%	1	1	100%
Cianetos (µg/L CN)	50	---	---	---	---	---	---	---
Cobre (mg/L Cu)	2,0	0,02	0,02	0	100%	1	1	100%
Crómio (µg/L Cr)	50	---	---	---	---	---	---	---
1,2 - dicloroetano (µg/L)	3,0	---	---	---	---	---	---	---
Dureza total (mg/L CaCO ₃)	---	570	570	---	---	1	1	100%
Enterococos (N/100 ml)	0	0	0	0	100%	1	1	100%
Fluoretos (mg/L F)	1,5	---	---	---	---	---	---	---
Magnésio (mg/L Mg)	---	28	28	---	---	1	1	100%
Mercurio (µg/L Hg)	1	---	---	---	---	---	---	---
Níquel (µg/L Ni)	20	<5	<5	0	100%	1	1	100%
Selénio (µg/L Se)	10	---	---	---	---	---	---	---
Cloretos (mg/L Cl)	250	---	---	---	---	---	---	---
Sódio (mg/L Na)	200	---	---	---	---	---	---	---
Sulfatos (mg/L SO ₄)	250	---	---	---	---	---	---	---
Tetracloroetano(µg/L)	---	---	---	---	---	---	---	---
Tricloroetano(µg/L)	---	---	---	---	---	---	---	---
Hidrocarbonetos Aromáticos Policíclicos (µg/L):	0,10	---	---	---	---	---	---	---
Benzo(b)fluoranteno (µg/L)	---	---	---	---	---	---	---	---
Benzo(k)fluoranteno (µg/L)	---	---	---	---	---	---	---	---
Benzo(ghi)perileno (µg/L)	---	---	---	---	---	---	---	---
Indeno(1,2,3-cd)pireno(µg/L)	---	---	---	---	---	---	---	---
Clorofórmio(µg/L)	---	---	---	---	---	---	---	---
Bromofórmio(µg/L)	---	---	---	---	---	---	---	---
Bromodlorometano(µg/L)	---	---	---	---	---	---	---	---
Dibromoclorometano(µg/L)	---	---	---	---	---	---	---	---
Total:					100%	26	26	100%

Freguesia de Alcaria Ruiva
João Serra

Informação complementar relativa à averiguação das situações de incumprimento dos VP (causas e medidas correctivas):

O Presidente da Câmara Municipal de Mértola Jorge Paulo Colaço Rosa-	Data da publicação: 13 de Maio de 2013
---	---

Câmara Municipal de Mértola		CONTROLO DA QUALIDADE DA ÁGUA PARA CONSUMO HUMANO NAS ZONAS DE ABASTECIMENTO ¹ DO CONCELHO DE MÉRTOLA				EDITAL n.º 62/2013		
Em conformidade com o Decreto-Lei n.º 306/2007, de 27 de agosto, procedeu-se à verificação da qualidade da água da rede pública, através de análises periódicas na torneira do consumidor, segundo o Programa de Controlo da Qualidade da Água (PCQA) aprovado pela autoridade competente (ERSAR).						1º TRIMESTRE 2013 01 janeiro a 31 março		
Parâmetro (unidades)	Valor Paramétrico (VP) fixado no DL 306/2007	Valores obtidos		N.º Análises superiores VP	% Cumprimento do VP	N.º Análises (PCQA)		% Análises Realizadas
		Mínimo	Máximo			Agendadas	Realizadas	
Escherichia coli (N/100 ml)	0	0	0	0	100%	1	1	100%
Bactérias coliformes (N/100 ml)	0	0	0	0	100%	1	1	100%
Desinfetante residual (mg/L)	0,4	0,4	0,4	---	---	1	1	100%
Alumínio (µg/L Al)	200	---	---	---	---	---	---	---
Amónio (mg/L NH ₄)	0,50	---	---	---	---	---	---	---
Número de colónias a 22 °C (N/ml)	Sem alteração anormal	---	---	---	---	---	---	---
Número de colónias a 37 °C (N/ml)	Sem alteração anormal	---	---	---	---	---	---	---
Condutividade (µS/cm a 20°C)	2500	---	---	---	---	---	---	---
Clostridium perfringens (N/100ml)	0	---	---	---	---	---	---	---
Cor (mg/L PtCo)	20	---	---	---	---	---	---	---
pH (Unidades pH)	≥6,5 e ≤9	---	---	---	---	---	---	---
Ferro (µg/L Fe)	200	---	---	---	---	---	---	---
Manganês (µg/L Mn)	50	---	---	---	---	---	---	---
Nitratos ² (mg/L NO ₃)	50	---	---	---	---	---	---	---
Nitritos (mg/L NO ₂)	0,5	---	---	---	---	---	---	---
Oxidabilidade (mg/L O ₂)	5	---	---	---	---	---	---	---
Cheiro a 25°C (Factor de diluição)	3	---	---	---	---	---	---	---
Sabor a 25°C (Factor de diluição)	3	---	---	---	---	---	---	---
Turvação (NTU)	4	---	---	---	---	---	---	---
Antimónio (µg/L Sb)	5	---	---	---	---	---	---	---
Arsénio (µg/L As)	10	---	---	---	---	---	---	---
Benzeno (µg/L)	1,0	---	---	---	---	---	---	---
Benzo(a)pireno (µg/L)	0,010	---	---	---	---	---	---	---
Boro (mg/L B)	1,0	---	---	---	---	---	---	---
Bromatos (µg/L BrO ₃)	10	---	---	---	---	---	---	---
Cádmio (µg/L Cd)	5,0	---	---	---	---	---	---	---
Cálcio (mg/L Ca)	---	---	---	---	---	---	---	---
Chumbo (µg/L Pb)	25	---	---	---	---	---	---	---
Cianetos (µg/L CN)	50	---	---	---	---	---	---	---
Cobre (mg/L Cu)	2,0	---	---	---	---	---	---	---
Crómio (µg/L Cr)	50	---	---	---	---	---	---	---
1,2 - dicloroetano (µg/L)	3,0	---	---	---	---	---	---	---
Dureza total (mg/L CaCO ₃)	---	---	---	---	---	---	---	---
Enterococos (N/100 ml)	0	---	---	---	---	---	---	---
Fluoretos (mg/L F)	1,5	---	---	---	---	---	---	---
Magnésio (mg/L Mg)	---	---	---	---	---	---	---	---
Mercurio (µg/L Hg)	1	---	---	---	---	---	---	---
Níquel (µg/L Ni)	20	---	---	---	---	---	---	---
Selénio (µg/L Se)	10	---	---	---	---	---	---	---
Cloretos (mg/L Cl)	250	---	---	---	---	---	---	---
Sódio (mg/L Na)	200	---	---	---	---	---	---	---
Sulfatos (mg/L SO ₄)	250	---	---	---	---	---	---	---
Tetracloroetano(µg/L)	---	---	---	---	---	---	---	---
Tricloroetano(µg/L)	---	---	---	---	---	---	---	---
Hidrocarbonetos Aromáticos Policíclicos (µg/L):	0,10	---	---	---	---	---	---	---
Benzo(b)fluoranteno (µg/L)	---	---	---	---	---	---	---	---
Benzo(k)fluoranteno (µg/L)	---	---	---	---	---	---	---	---
Benzo(ghi)perileno (µg/L)	---	---	---	---	---	---	---	---
Indeno(1,2,3-cd)pireno(µg/L)	---	---	---	---	---	---	---	---
Clorofórmio(µg/L)	---	---	---	---	---	---	---	---
Bromofórmio(µg/L)	---	---	---	---	---	---	---	---
Bromodichlorometano(µg/L)	---	---	---	---	---	---	---	---
Dibromoclorometano(µg/L)	---	---	---	---	---	---	---	---
Total:					100%	3	3	100%
Freguesia de São Miguel do Pinheiro Lobato								
Informação complementar relativa à averiguação das situações de incumprimento dos VP (causas e medidas correctivas):								
O Presidente da Câmara Municipal de Mértola Jorge Paulo Colaço Rosa-						Data da publicação: 13 de Maio de 2013		

	Câmara Municipal de Mértola	CONTROLO DA QUALIDADE DA ÁGUA PARA CONSUMO HUMANO NAS ZONAS DE ABASTECIMENTO¹ DO CONCELHO DE MÉRTOLA	EDITAL n.º 62/2013
--	------------------------------------	--	---------------------------

Em conformidade com o Decreto-Lei n.º 306/2007, de 27 de agosto, procedeu-se à verificação da qualidade da água da rede pública, através de análises periódicas na torneira do consumidor, segundo o Programa de Controlo da Qualidade da Água (PCQA) aprovado pela autoridade competente (ERSAR).	1º TRIMESTRE 2013 01 janeiro a 31 março
--	--

Parâmetro (unidades)	Valor Paramétrico (VP) fixado no DL 306/2007	Valores obtidos		N.º Análises superiores VP	% Cumprimento do VP	N.º Análises (PCQA)		% Análises Realizadas
		Mínimo	Máximo			Agendadas	Realizadas	
Escherichia coli (N/100 ml)	0	0	48	1	50%	2	2	100%
Bactérias coliformes (N/100 ml)	0	0	48	1	50%	2	2	100%
Desinfetante residual (mg/L)	0,4	0,1	0,1	---	---	2	2	100%
Alumínio (µg/L Al)	200	---	---	---	---	---	---	---
Amónio (mg/L NH ₄)	0,50	<0,02	<0,02	0	100%	1	1	100%
Número de colónias a 22 °C (N/ml)	Sem alteração anormal	>300	>300	---	---	1	1	100%
Número de colónias a 37 °C (N/ml)	Sem alteração anormal	>300	>300	---	---	1	1	100%
Condutividade (µS/cm a 20°C)	2500	770	770	0	100%	1	1	100%
Clostridium perfringens (N/100ml)	0	0	0	0	100%	1	1	100%
Cor (mg/L PtCo)	20	<2	<2	0	100%	1	1	100%
pH (Unidades pH)	≥6,5 e ≤9	7,6	7,6	0	100%	1	1	100%
Ferro (µg/L Fe)	200	<50	<50	0	100%	1	1	100%
Manganês (µg/L Mn)	50	<15	<15	0	100%	1	1	100%
Nitratos ² (mg/L NO ₃)	50	21	21	0	100%	1	1	100%
Nitritos (mg/L NO ₂)	0,5	---	---	---	---	---	---	---
Oxidabilidade (mg/L O ₂)	5	<1	<1	0	100%	1	1	100%
Cheiro a 25°C (Factor de diluição)	3	<1	<1	0	100%	1	1	100%
Sabor a 25°C (Factor de diluição)	3	<1	<1	0	100%	1	1	100%
Turvação (NTU)	4	0,95	0,95	0	100%	1	1	100%
Antimónio (µg/L Sb)	5	---	---	---	---	---	---	---
Arsénio (µg/L As)	10	---	---	---	---	---	---	---
Benzeno (µg/L)	1,0	---	---	---	---	---	---	---
Benzo(a)pireno (µg/L)	0,010	---	---	---	---	---	---	---
Boro (mg/L B)	1,0	---	---	---	---	---	---	---
Bromatos (µg/L BrO ₃)	10	---	---	---	---	---	---	---
Cádmio (µg/L Cd)	5,0	---	---	---	---	---	---	---
Cálcio (mg/L Ca)	---	110	110	---	---	1	1	100%
Chumbo (µg/L Pb)	25	<5	<5	0	100%	1	1	100%
Cianetos (µg/L CN)	50	---	---	---	---	---	---	---
Cobre (mg/L Cu)	2,0	<0,01	<0,01	0	100%	1	1	100%
Crómio (µg/L Cr)	50	---	---	---	---	---	---	---
1,2 - dicloroetano (µg/L)	3,0	---	---	---	---	---	---	---
Dureza total (mg/L CaCO ₃)	---	390	390	---	---	1	1	100%
Enterococos (N/100 ml)	0	0	0	0	100%	1	1	100%
Fluoretos (mg/L F)	1,5	---	---	---	---	---	---	---
Magnésio (mg/L Mg)	---	28	28	---	---	1	1	100%
Mercurio (µg/L Hg)	1	---	---	---	---	---	---	---
Níquel (µg/L Ni)	20	<5	<5	0	100%	1	1	100%
Selénio (µg/L Se)	10	---	---	---	---	---	---	---
Cloretos (mg/L Cl)	250	---	---	---	---	---	---	---
Sódio (mg/L Na)	200	---	---	---	---	---	---	---
Sulfatos (mg/L SO ₄)	250	38	38	0	100%	1	1	100%
Tetracloroetano(µg/L)	---	---	---	---	---	---	---	---
Tricloroetano(µg/L)	---	---	---	---	---	---	---	---
Hidrocarbonetos Aromáticos Policíclicos (µg/L):	0,10	---	---	---	---	---	---	---
Benzo(b)fluoranteno (µg/L)	---	---	---	---	---	---	---	---
Benzo(k)fluoranteno (µg/L)	---	---	---	---	---	---	---	---
Benzo(ghi)perileno (µg/L)	---	---	---	---	---	---	---	---
Indeno(1,2,3-cd)pireno(µg/L)	---	---	---	---	---	---	---	---
Clorofórmio(µg/L)	---	---	---	---	---	---	---	---
Bromofórmio(µg/L)	---	---	---	---	---	---	---	---
Bromodlorometano(µg/L)	---	---	---	---	---	---	---	---
Dibromoclorometano(µg/L)	---	---	---	---	---	---	---	---
Total:					95%	28	28	

Freguesia de Mértola
Lombardos

Informação complementar relativa à averiguação das situações de incumprimento dos VP (causas e medidas correctivas):

O Presidente da Câmara Municipal de Mértola Jorge Paulo Colaço Rosa-	Data da publicação: 13 de Maio de 2013
---	---

	Câmara Municipal de Mértola	CONTROLO DA QUALIDADE DA ÁGUA PARA CONSUMO HUMANO NAS ZONAS DE ABASTECIMENTO¹ DO CONCELHO DE MÉRTOLA	EDITAL n.º 62/2013
--	------------------------------------	--	---------------------------

Em conformidade com o Decreto-Lei n.º 306/2007, de 27 de agosto, procedeu-se à verificação da qualidade da água da rede pública, através de análises periódicas na torneira do consumidor, segundo o Programa de Controlo da Qualidade da Água (PCQA) aprovado pela autoridade competente (ERSAR).	1º TRIMESTRE 2013 01 janeiro a 31 março
--	--

Parâmetro (unidades)	Valor Paramétrico (VP) fixado no DL 306/2007	Valores obtidos		N.º Análises superiores VP	% Cumprimento do VP	N.º Análises (PCQA)		% Análises Realizadas
		Mínimo	Máximo			Agendadas	Realizadas	
Escherichia coli (N/100 ml)	0	0	0	0	100%	2	2	100%
Bactérias coliformes (N/100 ml)	0	0	0	0	100%	2	2	100%
Desinfetante residual (mg/L)	0,4	0,1	0,6	---	---	2	2	100%
Alumínio (µg/L Al)	200	---	---	---	---	---	---	---
Amónio (mg/L NH ₄)	0,50	0,03	0,03	0	100%	1	1	100%
Número de colónias a 22 °C (N/ml)	Sem alteração anormal	0	0	---	---	1	1	100%
Número de colónias a 37 °C (N/ml)	Sem alteração anormal	0	0	---	---	1	1	100%
Condutividade (µS/cm a 20°C)	2500	1600	1600	0	100%	1	1	100%
Clostridium perfringens (N/100ml)	0	0	0	0	100%	1	1	100%
Cor (mg/L PtCo)	20	<2	<2	0	100%	1	1	100%
pH (Unidades pH)	≥6,5 e ≤9	7,6	7,6	0	100%	1	1	100%
Ferro (µg/L Fe)	200	<50	<50	0	100%	1	1	100%
Manganês (µg/L Mn)	50	<15	<15	0	100%	1	1	100%
Nitratos ² (mg/L NO ₃)	50	23	23	0	100%	1	1	100%
Nitritos (mg/L NO ₂)	0,5	---	---	---	---	---	---	---
Oxidabilidade (mg/L O ₂)	5	1,7	1,7	0	100%	1	1	100%
Cheiro a 25°C (Factor de diluição)	3	<1	<1	0	100%	1	1	100%
Sabor a 25°C (Factor de diluição)	3	<1	<1	0	100%	1	1	100%
Turvação (NTU)	4	2,5	2,5	0	100%	1	1	100%
Antimónio (µg/L Sb)	5	---	---	---	---	---	---	---
Arsénio (µg/L As)	10	---	---	---	---	---	---	---
Benzeno (µg/L)	1,0	---	---	---	---	---	---	---
Benzo(a)pireno (µg/L)	0,010	---	---	---	---	---	---	---
Boro (mg/L B)	1,0	---	---	---	---	---	---	---
Bromatos (µg/L BrO ₃)	10	---	---	---	---	---	---	---
Cádmio (µg/L Cd)	5,0	---	---	---	---	---	---	---
Cálcio (mg/L Ca)	---	110	110	---	---	1	1	100%
Chumbo (µg/L Pb)	25	<5	<5	0	100%	1	1	100%
Cianetos (µg/L CN)	50	---	---	---	---	---	---	---
Cobre (mg/L Cu)	2,0	<0,01	<0,01	0	100%	1	1	100%
Crómio (µg/L Cr)	50	---	---	---	---	---	---	---
1,2 - dicloroetano (µg/L)	3,0	---	---	---	---	---	---	---
Dureza total (mg/L CaCO ₃)	---	770	770	---	---	1	1	100%
Enterococos (N/100 ml)	0	0	0	0	100%	1	1	100%
Fluoretos (mg/L F)	1,5	---	---	---	---	---	---	---
Magnésio (mg/L Mg)	---	120	120	---	---	1	1	100%
Mercurio (µg/L Hg)	1	---	---	---	---	---	---	---
Níquel (µg/L Ni)	20	<5	<5	0	100%	1	1	100%
Selénio (µg/L Se)	10	---	---	---	---	---	---	---
Cloretos (mg/L Cl)	250	340	340	1	0%	1	1	100%
Sódio (mg/L Na)	200	190	190	0	100%	1	1	100%
Sulfatos (mg/L SO ₄)	250	120	120	0	100%	1	1	100%
Tetracloroetano(µg/L)	---	---	---	---	---	---	---	---
Tricloroetano(µg/L)	---	---	---	---	---	---	---	---
Hidrocarbonetos Aromáticos Policíclicos (µg/L):	0,10	---	---	---	---	---	---	---
Benzo(b)fluoranteno (µg/L)	---	---	---	---	---	---	---	---
Benzo(k)fluoranteno (µg/L)	---	---	---	---	---	---	---	---
Benzo(ghi)perileno (µg/L)	---	---	---	---	---	---	---	---
Indeno(1,2,3-cd)pireno(µg/L)	---	---	---	---	---	---	---	---
Clorofórmio(µg/L)	---	---	---	---	---	---	---	---
Bromofórmio(µg/L)	---	---	---	---	---	---	---	---
Bromodlorometano(µg/L)	---	---	---	---	---	---	---	---
Dibromoclorometano(µg/L)	---	---	---	---	---	---	---	---
Total:					95%	30	30	100%

Freguesia de São Miguel do Pinheiro
Manuel Galo

Informação complementar relativa à averiguação das situações de incumprimento dos VP (causas e medidas correctivas):

O Presidente da Câmara Municipal de Mértola

Jorge Paulo Colaço Rosa-

Data da publicação:

13 de Maio de 2013

	Câmara Municipal de Mértola	CONTROLO DA QUALIDADE DA ÁGUA PARA CONSUMO HUMANO NAS ZONAS DE ABASTECIMENTO¹ DO CONCELHO DE MÉRTOLA	EDITAL n.º 62/2013
--	------------------------------------	--	---------------------------

Em conformidade com o Decreto-Lei n.º 306/2007, de 27 de agosto, procedeu-se à verificação da qualidade da água da rede pública, através de análises periódicas na torneira do consumidor, segundo o Programa de Controlo da Qualidade da Água (PCQA) aprovado pela autoridade competente (ERSAR).	1º TRIMESTRE 2013 01 janeiro a 31 março
--	--

Parâmetro (unidades)	Valor Paramétrico (VP) fixado no DL 306/2007	Valores obtidos		N.º Análises superiores VP	% Cumprimento do VP	N.º Análises (PCQA)		% Análises Realizadas
		Mínimo	Máximo			Agendadas	Realizadas	
Escherichia coli (N/100 ml)	0	0	0	0	100%	2	2	100%
Bactérias coliformes (N/100 ml)	0	0	0	0	100%	2	2	100%
Desinfetante residual (mg/L)	0,4	0,5	0,6	---	---	2	2	100%
Alumínio (µg/L Al)	200	140	140	0	100%	1	1	100%
Amónio (mg/L NH ₄)	0,50	<0,02	<0,02	0	100%	1	1	100%
Número de colónias a 22 °C (N/ml)	Sem alteração anormal	0	0	---	---	1	1	100%
Número de colónias a 37 °C (N/ml)	Sem alteração anormal	0	0	---	---	1	1	100%
Condutividade (µS/cm a 20°C)	2500	380	380	0	100%	1	1	100%
Clostridium perfringens (N/100ml)	0	0	0	0	100%	1	1	100%
Cor (mg/L PtCo)	20	<2	<2	0	100%	1	1	100%
pH (Unidades pH)	≥6,5 e ≤9	7	7	0	100%	1	1	100%
Ferro (µg/L Fe)	200	91	91	0	100%	1	1	100%
Manganês (µg/L Mn)	50	<15	<15	0	100%	1	1	100%
Nitratos ² (mg/L NO ₃)	50	13	13	0	100%	1	1	100%
Nitritos (mg/L NO ₂)	0,5	<0,02	<0,02	0	100%	1	1	100%
Oxidabilidade (mg/L O ₂)	5	2,9	2,9	0	100%	1	1	100%
Cheiro a 25°C (Factor de diluição)	3	<1	<1	0	100%	1	1	100%
Sabor a 25°C (Factor de diluição)	3	<1	<1	0	100%	1	1	100%
Turvação (NTU)	4	12	12	1	0%	1	1	100%
Antimónio (µg/L Sb)	5	<3,5	<3,5	0	100%	1	1	100%
Arsénio (µg/L As)	10	<10	<10	0	100%	1	1	100%
Benzeno (µg/L)	1,0	<0,5	<0,5	0	100%	1	1	100%
Benzo(a)pireno (µg/L)	0,010	<0,005	<0,005	0	100%	1	1	100%
Boro (mg/L B)	1,0	<0,3	<0,3	0	100%	1	1	100%
Bromatos (µg/L BrO ₃)	10	<5	<5	0	100%	1	1	100%
Cádmio (µg/L Cd)	5,0	<1	<1	0	100%	1	1	100%
Cálcio (mg/L Ca)	---	36	36	---	---	1	1	100%
Chumbo (µg/L Pb)	25	<5	<5	0	100%	1	1	100%
Cianetos (µg/L CN)	50	<15	<15	0	100%	1	1	100%
Cobre (mg/L Cu)	2,0	<0,01	<0,01	0	100%	1	1	100%
Crómio (µg/L Cr)	50	<2	<2	0	100%	1	1	100%
1,2 - dicloroetano (µg/L)	3,0	<0,9	<0,9	0	100%	1	1	100%
Dureza total (mg/L CaCO ₃)	---	140	140	---	---	1	1	100%
Enterococos (N/100 ml)	0	0	0	0	100%	1	1	100%
Fluoretos (mg/L F)	1,5	<0,1	<0,1	0	100%	1	1	100%
Magnésio (mg/L Mg)	---	13	13	---	---	1	1	100%
Mercurio (µg/L Hg)	1	<1	<1	0	100%	1	1	100%
Níquel (µg/L Ni)	20	<5	<5	0	100%	1	1	100%
Selénio (µg/L Se)	10	<10	<10	0	100%	1	1	100%
Cloretos (mg/L Cl)	250	32	32	0	100%	1	1	100%
Sódio (mg/L Na)	200	38	38	0	100%	1	1	100%
Sulfatos (mg/L SO ₄)	250	23	23	0	100%	1	1	100%
Tetracloroetano(µg/L)	---	<1,5	<1,5	---	---	1	1	100%
Tricloroetano(µg/L)	---	<1,5	<1,5	---	---	1	1	100%
Hidrocarbonetos Aromáticos Policíclicos (µg/L):	0,10	<0,01	<0,01	0	100%	1	1	100%
Benzo(b)fluoranteno (µg/L)	---	<0,01	<0,01	---	---	1	1	100%
Benzo(k)fluoranteno (µg/L)	---	<0,01	<0,01	---	---	1	1	100%
Benzo(ghi)perileno (µg/L)	---	<0,01	<0,01	---	---	1	1	100%
Indeno(1,2,3-cd)pireno(µg/L)	---	<0,01	<0,01	---	---	1	1	100%
Clorofórmio(µg/L)	---	14	14	---	---	1	1	100%
Bromofórmio(µg/L)	---	<7	<7	---	---	1	1	100%
Bromodichlorometano(µg/L)	---	13	13	---	---	1	1	100%
Dibromoclorometano(µg/L)	---	<7	<7	---	---	1	1	100%
Total:					97%	56	56	100%

Freguesia de São João dos Caldeiros
Martinhanes

Informação complementar relativa à averiguação das situações de incumprimento dos VP (causas e medidas correctivas):

O Presidente da Câmara Municipal de Mértola Jorge Paulo Colaço Rosa-	Data da publicação: 13 de Maio de 2013
---	---

	Câmara Municipal de Mértola	CONTROLO DA QUALIDADE DA ÁGUA PARA CONSUMO HUMANO NAS ZONAS DE ABASTECIMENTO¹ DO CONCELHO DE MÉRTOLA	EDITAL n.º 62/2013
--	-----------------------------	--	---------------------------

Em conformidade com o Decreto-Lei n.º 306/2007, de 27 de agosto, procedeu-se à verificação da qualidade da água da rede pública, através de análises periódicas na torneira do consumidor, segundo o Programa de Controlo da Qualidade da Água (PCQA) aprovado pela autoridade competente (ERSAR).

1º TRIMESTRE 2013
01 janeiro a
31 março

Parâmetro (unidades)	Valor Paramétrico (VP) fixado no DL 306/2007	Valores obtidos		N.º Análises superiores VP	% Cumprimento do VP	N.º Análises (PCQA)		% Análises Realizadas
		Mínimo	Máximo			Agendadas	Realizadas	
Escherichia coli (N/100 ml)	0	0	0	0	100%	2	2	100%
Bactérias coliformes (N/100 ml)	0	0	0	0	100%	2	2	100%
Desinfetante residual (mg/L)	0,4	0,2	0,6	---	---	2	2	100%
Alumínio (µg/L Al)	200	---	---	---	---	---	---	---
Amónio (mg/L NH ₄)	0,50	<0,02	<0,02	0	100%	1	1	100%
Número de colónias a 22 °C (N/ml)	Sem alteração anormal	0	0	---	---	1	1	100%
Número de colónias a 37 °C (N/ml)	Sem alteração anormal	0	0	---	---	1	1	100%
Condutividade (µS/cm a 20°C)	2500	620	620	0	100%	1	1	100%
Clostridium perfringens (N/100ml)	0	0	0	0	100%	1	1	100%
Cor (mg/L PtCo)	20	<2	<2	0	100%	1	1	100%
pH (Unidades pH)	≥6,5 e ≤9	7,9	7,9	0	100%	1	1	100%
Ferro (µg/L Fe)	200	<50	<50	0	100%	1	1	100%
Manganês (µg/L Mn)	50	<15	<15	0	100%	1	1	100%
Nitratos ² (mg/L NO ₃)	50	<10	<10	0	100%	1	1	100%
Nitritos (mg/L NO ₂)	0,5	---	---	---	---	---	---	---
Oxidabilidade (mg/L O ₂)	5	<1	<1	0	100%	1	1	100%
Cheiro a 25°C (Factor de diluição)	3	2	2	0	100%	1	1	100%
Sabor a 25°C (Factor de diluição)	3	<1	<1	0	100%	1	1	100%
Turvação (NTU)	4	0,6	0,6	0	100%	1	1	100%
Antimónio (µg/L Sb)	5	---	---	---	---	---	---	---
Arsénio (µg/L As)	10	---	---	---	---	---	---	---
Benzeno (µg/L)	1,0	---	---	---	---	---	---	---
Benzo(a)pireno (µg/L)	0,010	---	---	---	---	---	---	---
Boro (mg/L B)	1,0	---	---	---	---	---	---	---
Bromatos (µg/L BrO ₃)	10	---	---	---	---	---	---	---
Cádmio (µg/L Cd)	5,0	---	---	---	---	---	---	---
Cálcio (mg/L Ca)	---	43	43	---	---	1	1	100%
Chumbo (µg/L Pb)	25	<5	<5	0	100%	1	1	100%
Cianetos (µg/L CN)	50	---	---	---	---	---	---	---
Cobre (mg/L Cu)	2,0	<0,01	<0,01	0	100%	1	1	100%
Crómio (µg/L Cr)	50	---	---	---	---	---	---	---
1,2 - dicloroetano (µg/L)	3,0	---	---	---	---	---	---	---
Dureza total (mg/L CaCO ₃)	---	250	250	---	---	1	1	100%
Enterococos (N/100 ml)	0	0	0	0	100%	1	1	100%
Fluoretos (mg/L F)	1,5	---	---	---	---	---	---	---
Magnésio (mg/L Mg)	---	34	34	---	---	1	1	100%
Mercurio (µg/L Hg)	1	---	---	---	---	---	---	---
Níquel (µg/L Ni)	20	<5	<5	0	100%	1	1	100%
Selénio (µg/L Se)	10	---	---	---	---	---	---	---
Cloretos (mg/L Cl)	250	---	---	---	---	---	---	---
Sódio (mg/L Na)	200	27	27	0	100%	1	1	100%
Sulfatos (mg/L SO ₄)	250	---	---	---	---	---	---	---
Tetracloroetano(µg/L)	---	---	---	---	---	---	---	---
Tricloroetano(µg/L)	---	---	---	---	---	---	---	---
Hidrocarbonetos Aromáticos Policíclicos (µg/L):	0,10	---	---	---	---	---	---	---
Benzo(b)fluoranteno (µg/L)	---	---	---	---	---	---	---	---
Benzo(k)fluoranteno (µg/L)	---	---	---	---	---	---	---	---
Benzo(ghi)perileno (µg/L)	---	---	---	---	---	---	---	---
Indeno(1,2,3-cd)pireno(µg/L)	---	---	---	---	---	---	---	---
Clorofórmio(µg/L)	---	---	---	---	---	---	---	---
Bromofórmio(µg/L)	---	---	---	---	---	---	---	---
Bromodlorometano(µg/L)	---	---	---	---	---	---	---	---
Dibromoclorometano(µg/L)	---	---	---	---	---	---	---	---
Total:					100%	28	28	100%

Freguesia de Espírito Santo
Mesquita

Informação complementar relativa à averiguação das situações de incumprimento dos VP (causas e medidas correctivas):

O Presidente da Câmara Municipal de Mértola Jorge Paulo Colaço Rosa-	Data da publicação: 13 de Maio de 2013
---	---

	Câmara Municipal de Mértola	CONTROLO DA QUALIDADE DA ÁGUA PARA CONSUMO HUMANO NAS ZONAS DE ABASTECIMENTO¹ DO CONCELHO DE MÉRTOLA	EDITAL n.º 62/2013
--	-----------------------------	--	---------------------------

Em conformidade com o Decreto-Lei n.º 306/2007, de 27 de agosto, procedeu-se à verificação da qualidade da água da rede pública, através de análises periódicas na torneira do consumidor, segundo o Programa de Controlo da Qualidade da Água (PCQA) aprovado pela autoridade competente (ERSAR).	1º TRIMESTRE 2013 01 janeiro a 31 março
--	--

Parâmetro (unidades)	Valor Paramétrico (VP) fixado no DL 306/2007	Valores obtidos		N.º Análises superiores VP	% Cumprimento do VP	N.º Análises (PCQA)		% Análises Realizadas
		Mínimo	Máximo			Agendadas	Realizadas	
Escherichia coli (N/100 ml)	0	0	0	0	100%	2	2	100%
Bactérias coliformes (N/100 ml)	0	0	0	0	100%	2	2	100%
Desinfetante residual (mg/L)	0,4	0,3	0,6	---	---	2	2	100%
Alumínio (µg/L Al)	200	---	---	---	---	---	---	---
Amónio (mg/L NH ₄)	0,50	<0,02	<0,02	0	100%	1	1	100%
Número de colónias a 22 °C (N/ml)	Sem alteração anormal	>300	>300	---	---	1	1	100%
Número de colónias a 37 °C (N/ml)	Sem alteração anormal	>300	>300	---	---	1	1	100%
Condutividade (µS/cm a 20°C)	2500	1200	1200	0	100%	1	1	100%
Clostridium perfringens (N/100ml)	0	0	0	0	100%	1	1	100%
Cor (mg/L PtCo)	20	<2	<2	0	100%	1	1	100%
pH (Unidades pH)	≥6,5 e ≤9	7,6	7,6	0	100%	1	1	100%
Ferro (µg/L Fe)	200	72	72	0	100%	1	1	100%
Manganês (µg/L Mn)	50	<15	<15	0	100%	1	1	100%
Nitratos ² (mg/L NO ₃)	50	75	75	1	0%	1	1	100%
Nitritos (mg/L NO ₂)	0,5	---	---	---	---	---	---	---
Oxidabilidade (mg/L O ₂)	5	1,8	1,8	0	100%	1	1	100%
Cheiro a 25°C (Factor de diluição)	3	<1	<1	0	100%	1	1	100%
Sabor a 25°C (Factor de diluição)	3	<1	<1	0	100%	1	1	100%
Turvação (NTU)	4	1,9	1,9	0	100%	1	1	100%
Antimónio (µg/L Sb)	5	---	---	---	---	---	---	---
Arsénio (µg/L As)	10	---	---	---	---	---	---	---
Benzeno (µg/L)	1,0	---	---	---	---	---	---	---
Benzo(a)pireno (µg/L)	0,010	---	---	---	---	---	---	---
Boro (mg/L B)	1,0	---	---	---	---	---	---	---
Bromatos (µg/L BrO ₃)	10	---	---	---	---	---	---	---
Cádmio (µg/L Cd)	5,0	---	---	---	---	---	---	---
Cálcio (mg/L Ca)	---	130	130	---	---	1	1	100%
Chumbo (µg/L Pb)	25	<5	<5	0	100%	1	1	100%
Cianetos (µg/L CN)	50	---	---	---	---	---	---	---
Cobre (mg/L Cu)	2,0	<0,01	<0,01	0	100%	1	1	100%
Crómio (µg/L Cr)	50	---	---	---	---	---	---	---
1,2 - dicloroetano (µg/L)	3,0	---	---	---	---	---	---	---
Dureza total (mg/L CaCO ₃)	---	560	560	---	---	1	1	100%
Enterococos (N/100 ml)	0	0	0	0	100%	1	1	100%
Fluoretos (mg/L F)	1,5	---	---	---	---	---	---	---
Magnésio (mg/L Mg)	---	57	57	---	---	1	1	100%
Mercurio (µg/L Hg)	1	---	---	---	---	---	---	---
Níquel (µg/L Ni)	20	<5	<5	0	100%	1	1	100%
Selénio (µg/L Se)	10	---	---	---	---	---	---	---
Cloretos (mg/L Cl)	250	---	---	---	---	---	---	---
Sódio (mg/L Na)	200	---	---	---	---	---	---	---
Sulfatos (mg/L SO ₄)	250	<10	<10	0	100%	1	1	100%
Tetracloroetano(µg/L)	---	---	---	---	---	---	---	---
Tricloroetano(µg/L)	---	---	---	---	---	---	---	---
Hidrocarbonetos Aromáticos Policíclicos (µg/L):	0,10	---	---	---	---	---	---	---
Benzo(b)fluoranteno (µg/L)	---	---	---	---	---	---	---	---
Benzo(k)fluoranteno (µg/L)	---	---	---	---	---	---	---	---
Benzo(ghi)perileno (µg/L)	---	---	---	---	---	---	---	---
Indeno(1,2,3-cd)pireno(µg/L)	---	---	---	---	---	---	---	---
Clorofórmio(µg/L)	---	---	---	---	---	---	---	---
Bromofórmio(µg/L)	---	---	---	---	---	---	---	---
Bromodlorometano(µg/L)	---	---	---	---	---	---	---	---
Dibromoclorometano(µg/L)	---	---	---	---	---	---	---	---
Total:					95%	28	28	100%

Freguesia de Espírito Santo
Moinhos de Vento

Informação complementar relativa à averiguação das situações de incumprimento dos VP (causas e medidas correctivas):

O Presidente da Câmara Municipal de Mértola Jorge Paulo Colaço Rosa-	Data da publicação: 13 de Maio de 2013
---	---

	Câmara Municipal de Mértola	CONTROLO DA QUALIDADE DA ÁGUA PARA CONSUMO HUMANO NAS ZONAS DE ABASTECIMENTO¹ DO CONCELHO DE MÉRTOLA	EDITAL n.º 62/2013
--	------------------------------------	--	---------------------------

Em conformidade com o Decreto-Lei n.º 306/2007, de 27 de agosto, procedeu-se à verificação da qualidade da água da rede pública, através de análises periódicas na torneira do consumidor, segundo o Programa de Controlo da Qualidade da Água (PCQA) aprovado pela autoridade competente (ERSAR).	1º TRIMESTRE 2013 01 janeiro a 31 março
--	--

Parâmetro (unidades)	Valor Paramétrico (VP) fixado no DL 306/2007	Valores obtidos		N.º Análises superiores VP	% Cumprimento do VP	N.º Análises (PCQA)		% Análises Realizadas
		Mínimo	Máximo			Agendadas	Realizadas	
Escherichia coli (N/100 ml)	0	0	0	0	100%	2	2	100%
Bactérias coliformes (N/100 ml)	0	0	0	0	100%	2	2	100%
Desinfetante residual (mg/L)	0,4	0,3	0,4	---	---	2	2	100%
Alumínio (µg/L Al)	200	---	---	---	---	---	---	---
Amónio (mg/L NH ₄)	0,50	<0,02	<0,02	0	100%	1	1	100%
Número de colónias a 22 °C (N/ml)	Sem alteração anormal	96	96	---	---	1	1	100%
Número de colónias a 37 °C (N/ml)	Sem alteração anormal	177	177	---	---	1	1	100%
Condutividade (µS/cm a 20°C)	2500	820	820	0	100%	1	1	100%
Clostridium perfringens (N/100ml)	0	0	0	0	100%	1	1	100%
Cor (mg/L PtCo)	20	<2	<2	0	100%	1	1	100%
pH (Unidades pH)	≥6,5 e ≤9	7,6	7,6	0	100%	1	1	100%
Ferro (µg/L Fe)	200	210	210	1	0%	1	1	100%
Manganês (µg/L Mn)	50	26	26	0	100%	1	1	100%
Nitratos ² (mg/L NO ₃)	50	<10	<10	0	100%	1	1	100%
Nitritos (mg/L NO ₂)	0,5	---	---	---	---	---	---	---
Oxidabilidade (mg/L O ₂)	5	<1	<1	0	100%	1	1	100%
Cheiro a 25°C (Factor de diluição)	3	<1	<1	0	100%	1	1	100%
Sabor a 25°C (Factor de diluição)	3	<1	<1	0	100%	1	1	100%
Turvação (NTU)	4	1,7	1,7	0	100%	1	1	100%
Antimónio (µg/L Sb)	5	---	---	---	---	---	---	---
Arsénio (µg/L As)	10	---	---	---	---	---	---	---
Benzeno (µg/L)	1,0	---	---	---	---	---	---	---
Benzo(a)pireno (µg/L)	0,010	---	---	---	---	---	---	---
Boro (mg/L B)	1,0	---	---	---	---	---	---	---
Bromatos (µg/L BrO ₃)	10	---	---	---	---	---	---	---
Cádmio (µg/L Cd)	5,0	---	---	---	---	---	---	---
Cálcio (mg/L Ca)	---	73	73	---	---	1	1	100%
Chumbo (µg/L Pb)	25	<5	<5	0	100%	1	1	100%
Cianetos (µg/L CN)	50	---	---	---	---	---	---	---
Cobre (mg/L Cu)	2,0	0,01	0,01	0	100%	1	1	100%
Crómio (µg/L Cr)	50	---	---	---	---	---	---	---
1,2 - dicloroetano (µg/L)	3,0	---	---	---	---	---	---	---
Dureza total (mg/L CaCO ₃)	---	480	480	---	---	1	1	100%
Enterococos (N/100 ml)	0	0	0	0	100%	1	1	100%
Fluoretos (mg/L F)	1,5	---	---	---	---	---	---	---
Magnésio (mg/L Mg)	---	71	71	---	---	1	1	100%
Mercurio (µg/L Hg)	1	---	---	---	---	---	---	---
Níquel (µg/L Ni)	20	<5	<5	0	100%	1	1	100%
Selénio (µg/L Se)	10	---	---	---	---	---	---	---
Cloretos (mg/L Cl)	250	---	---	---	---	---	---	---
Sódio (mg/L Na)	200	---	---	---	---	---	---	---
Sulfatos (mg/L SO ₄)	250	28	28	0	100%	1	1	100%
Tetracloroetano(µg/L)	---	---	---	---	---	---	---	---
Tricloroetano(µg/L)	---	---	---	---	---	---	---	---
Hidrocarbonetos Aromáticos Policíclicos (µg/L):	0,10	---	---	---	---	---	---	---
Benzo(b)fluoranteno (µg/L)	---	---	---	---	---	---	---	---
Benzo(k)fluoranteno (µg/L)	---	---	---	---	---	---	---	---
Benzo(ghi)perileno (µg/L)	---	---	---	---	---	---	---	---
Indeno(1,2,3-cd)pireno(µg/L)	---	---	---	---	---	---	---	---
Clorofórmio(µg/L)	---	---	---	---	---	---	---	---
Bromofórmio(µg/L)	---	---	---	---	---	---	---	---
Bromodlorometano(µg/L)	---	---	---	---	---	---	---	---
Dibromoclorometano(µg/L)	---	---	---	---	---	---	---	---
Total:					95%	28	28	100%

Freguesia de São Miguel do Pinheiro
Monte Agudo

Informação complementar relativa à averiguação das situações de incumprimento dos VP (causas e medidas correctivas):

O Presidente da Câmara Municipal de Mértola Jorge Paulo Colaço Rosa-	Data da publicação: 13 de Maio de 2013
---	---

Câmara Municipal de Mértola		CONTROLO DA QUALIDADE DA ÁGUA PARA CONSUMO HUMANO NAS ZONAS DE ABASTECIMENTO ¹ DO CONCELHO DE MÉRTOLA				EDITAL n.º 62/2013		
Em conformidade com o Decreto-Lei n.º 306/2007, de 27 de agosto, procedeu-se à verificação da qualidade da água da rede pública, através de análises periódicas na torneira do consumidor, segundo o Programa de Controlo da Qualidade da Água (PCQA) aprovado pela autoridade competente (ERSAR).						1º TRIMESTRE 2013 01 janeiro a 31 março		
Parâmetro (unidades)	Valor Paramétrico (VP) fixado no DL 306/2007	Valores obtidos		N.º Análises superiores VP	% Cumprimento do VP	N.º Análises (PCQA)		% Análises Realizadas
		Mínimo	Máximo			Agendadas	Realizadas	
Escherichia coli (N/100 ml)	0	0	0	0	100%	1	1	100%
Bactérias coliformes (N/100 ml)	0	0	0	0	100%	1	1	100%
Desinfetante residual (mg/L)	0,4	0,4	0,4	---	---	1	1	100%
Alumínio (µg/L Al)	200	---	---	---	---	---	---	---
Amónio (mg/L NH ₄)	0,50	---	---	---	---	---	---	---
Número de colónias a 22 °C (N/ml)	Sem alteração anormal	---	---	---	---	---	---	---
Número de colónias a 37 °C (N/ml)	Sem alteração anormal	---	---	---	---	---	---	---
Condutividade (µS/cm a 20°C)	2500	---	---	---	---	---	---	---
Clostridium perfringens (N/100ml)	0	---	---	---	---	---	---	---
Cor (mg/L PtCo)	20	---	---	---	---	---	---	---
pH (Unidades pH)	≥6,5 e ≤9	---	---	---	---	---	---	---
Ferro (µg/L Fe)	200	---	---	---	---	---	---	---
Manganês (µg/L Mn)	50	---	---	---	---	---	---	---
Nitratos ² (mg/L NO ₃)	50	---	---	---	---	---	---	---
Nitritos (mg/L NO ₂)	0,5	---	---	---	---	---	---	---
Oxidabilidade (mg/L O ₂)	5	---	---	---	---	---	---	---
Cheiro a 25°C (Factor de diluição)	3	---	---	---	---	---	---	---
Sabor a 25°C (Factor de diluição)	3	---	---	---	---	---	---	---
Turvação (NTU)	4	---	---	---	---	---	---	---
Antimónio (µg/L Sb)	5	---	---	---	---	---	---	---
Arsénio (µg/L As)	10	---	---	---	---	---	---	---
Benzeno (µg/L)	1,0	---	---	---	---	---	---	---
Benzo(a)pireno (µg/L)	0,010	---	---	---	---	---	---	---
Boro (mg/L B)	1,0	---	---	---	---	---	---	---
Bromatos (µg/L BrO ₃)	10	---	---	---	---	---	---	---
Cádmio (µg/L Cd)	5,0	---	---	---	---	---	---	---
Cálcio (mg/L Ca)	---	---	---	---	---	---	---	---
Chumbo (µg/L Pb)	25	---	---	---	---	---	---	---
Cianetos (µg/L CN)	50	---	---	---	---	---	---	---
Cobre (mg/L Cu)	2,0	---	---	---	---	---	---	---
Crómio (µg/L Cr)	50	---	---	---	---	---	---	---
1,2 - dicloroetano (µg/L)	3,0	---	---	---	---	---	---	---
Dureza total (mg/L CaCO ₃)	---	---	---	---	---	---	---	---
Enterococos (N/100 ml)	0	---	---	---	---	---	---	---
Fluoretos (mg/L F)	1,5	---	---	---	---	---	---	---
Magnésio (mg/L Mg)	---	---	---	---	---	---	---	---
Mercurio (µg/L Hg)	1	---	---	---	---	---	---	---
Níquel (µg/L Ni)	20	---	---	---	---	---	---	---
Selénio (µg/L Se)	10	---	---	---	---	---	---	---
Cloretos (mg/L Cl)	250	---	---	---	---	---	---	---
Sódio (mg/L Na)	200	---	---	---	---	---	---	---
Sulfatos (mg/L SO ₄)	250	---	---	---	---	---	---	---
Tetracloroetano(µg/L)	---	---	---	---	---	---	---	---
Tricloroetano(µg/L)	---	---	---	---	---	---	---	---
Hidrocarbonetos Aromáticos Policíclicos (µg/L):	0,10	---	---	---	---	---	---	---
Benzo(b)fluoranteno (µg/L)	---	---	---	---	---	---	---	---
Benzo(k)fluoranteno (µg/L)	---	---	---	---	---	---	---	---
Benzo(ghi)perileno (µg/L)	---	---	---	---	---	---	---	---
Indeno(1,2,3-cd)pireno(µg/L)	---	---	---	---	---	---	---	---
Clorofórmio(µg/L)	---	---	---	---	---	---	---	---
Bromofórmio(µg/L)	---	---	---	---	---	---	---	---
Bromodichlorometano(µg/L)	---	---	---	---	---	---	---	---
Dibromoclorometano(µg/L)	---	---	---	---	---	---	---	---
Total:					100%	3	3	100%
Freguesia de São Pedro de Sólis Monte Barranco								
Informação complementar relativa à averiguação das situações de incumprimento dos VP (causas e medidas correctivas):								
O Presidente da Câmara Municipal de Mértola Jorge Paulo Colaço Rosa-						Data da publicação: 13 de Maio de 2013		

	Câmara Municipal de Mértola	CONTROLO DA QUALIDADE DA ÁGUA PARA CONSUMO HUMANO NAS ZONAS DE ABASTECIMENTO¹ DO CONCELHO DE MÉRTOLA	EDITAL n.º 62/2013
--	------------------------------------	--	---------------------------

Em conformidade com o Decreto-Lei n.º 306/2007, de 27 de agosto, procedeu-se à verificação da qualidade da água da rede pública, através de análises periódicas na torneira do consumidor, segundo o Programa de Controlo da Qualidade da Água (PCQA) aprovado pela autoridade competente (ERSAR).	1º TRIMESTRE 2013 01 janeiro a 31 março
--	--

Parâmetro (unidades)	Valor Paramétrico (VP) fixado no DL 306/2007	Valores obtidos		N.º Análises superiores VP	% Cumprimento do VP	N.º Análises (PCQA)		% Análises Realizadas
		Mínimo	Máximo			Agendadas	Realizadas	
Escherichia coli (N/100 ml)	0	0	0	0	100%	2	2	100%
Bactérias coliformes (N/100 ml)	0	0	0	0	100%	2	2	100%
Desinfetante residual (mg/L)	0,4	0,6	0,6	---	---	2	2	100%
Alumínio (µg/L Al)	200	---	---	---	---	---	---	---
Amónio (mg/L NH ₄)	0,50	0,02	0,02	0	100%	1	1	100%
Número de colónias a 22 °C (N/ml)	Sem alteração anormal	17	17	---	---	1	1	100%
Número de colónias a 37 °C (N/ml)	Sem alteração anormal	9	9	---	---	1	1	100%
Condutividade (µS/cm a 20°C)	2500	920	920	0	100%	1	1	100%
Clostridium perfringens (N/100ml)	0	0	0	0	100%	1	1	100%
Cor (mg/L PtCo)	20	2,5	2,5	0	100%	1	1	100%
pH (Unidades pH)	≥6,5 e ≤9	7,6	7,6	0	100%	1	1	100%
Ferro (µg/L Fe)	200	120	120	0	100%	1	1	100%
Manganês (µg/L Mn)	50	350	350	1	0%	1	1	100%
Nitratos ² (mg/L NO ₃)	50	<10	<10	0	100%	1	1	100%
Nitritos (mg/L NO ₂)	0,5	---	---	---	---	---	---	---
Oxidabilidade (mg/L O ₂)	5	3	3	0	100%	1	1	100%
Cheiro a 25°C (Factor de diluição)	3	<1	<1	0	100%	1	1	100%
Sabor a 25°C (Factor de diluição)	3	<1	<1	0	100%	1	1	100%
Turvação (NTU)	4	3,2	3,2	0	100%	1	1	100%
Antimónio (µg/L Sb)	5	---	---	---	---	---	---	---
Arsénio (µg/L As)	10	---	---	---	---	---	---	---
Benzeno (µg/L)	1,0	---	---	---	---	---	---	---
Benzo(a)pireno (µg/L)	0,010	---	---	---	---	---	---	---
Boro (mg/L B)	1,0	---	---	---	---	---	---	---
Bromatos (µg/L BrO ₃)	10	---	---	---	---	---	---	---
Cádmio (µg/L Cd)	5,0	---	---	---	---	---	---	---
Cálcio (mg/L Ca)	---	82	82	---	---	1	1	100%
Chumbo (µg/L Pb)	25	<5	<5	0	100%	1	1	100%
Cianetos (µg/L CN)	50	---	---	---	---	---	---	---
Cobre (mg/L Cu)	2,0	0,02	0,02	0	100%	1	1	100%
Crómio (µg/L Cr)	50	---	---	---	---	---	---	---
1,2 - dicloroetano (µg/L)	3,0	---	---	---	---	---	---	---
Dureza total (mg/L CaCO ₃)	---	420	420	---	---	1	1	100%
Enterococos (N/100 ml)	0	0	0	0	100%	1	1	100%
Fluoretos (mg/L F)	1,5	---	---	---	---	---	---	---
Magnésio (mg/L Mg)	---	53	53	---	---	1	1	100%
Mercurio (µg/L Hg)	1	---	---	---	---	---	---	---
Níquel (µg/L Ni)	20	<5	<5	0	100%	1	1	100%
Selénio (µg/L Se)	10	---	---	---	---	---	---	---
Cloretos (mg/L Cl)	250	---	---	---	---	---	---	---
Sódio (mg/L Na)	200	110	110	0	100%	1	1	100%
Sulfatos (mg/L SO ₄)	250	96	96	0	100%	1	1	100%
Tetracloroetano(µg/L)	---	---	---	---	---	---	---	---
Tricloroetano(µg/L)	---	---	---	---	---	---	---	---
Hidrocarbonetos Aromáticos Policíclicos (µg/L):	0,10	---	---	---	---	---	---	---
Benzo(b)fluoranteno (µg/L)	---	---	---	---	---	---	---	---
Benzo(k)fluoranteno (µg/L)	---	---	---	---	---	---	---	---
Benzo(ghi)perileno (µg/L)	---	---	---	---	---	---	---	---
Indeno(1,2,3-cd)pireno(µg/L)	---	---	---	---	---	---	---	---
Clorofórmio(µg/L)	---	---	---	---	---	---	---	---
Bromofórmio(µg/L)	---	---	---	---	---	---	---	---
Bromodlorometano(µg/L)	---	---	---	---	---	---	---	---
Dibromoclorometano(µg/L)	---	---	---	---	---	---	---	---
Total:					95%	29	29	100%

Freguesia de São Sebastião dos Carros
Monte Carros

Informação complementar relativa à averiguação das situações de incumprimento dos VP (causas e medidas correctivas):

O Presidente da Câmara Municipal de Mértola Jorge Paulo Colaço Rosa-	Data da publicação: 13 de Maio de 2013
---	---

 Câmara Municipal de Mértola	CONTROLO DA QUALIDADE DA ÁGUA PARA CONSUMO HUMANO NAS ZONAS DE ABASTECIMENTO¹ DO CONCELHO DE MÉRTOLA	EDITAL n.º 62/2013
--	--	---------------------------

Em conformidade com o Decreto-Lei n.º 306/2007, de 27 de agosto, procedeu-se à verificação da qualidade da água da rede pública, através de análises periódicas na torneira do consumidor, segundo o Programa de Controlo da Qualidade da Água (PCQA) aprovado pela autoridade competente (ERSAR).	1º TRIMESTRE 2013 01 janeiro a 31 março
--	--

Parâmetro (unidades)	Valor Paramétrico (VP) fixado no DL 306/2007	Valores obtidos		N.º Análises superiores VP	% Cumprimento do VP	N.º Análises (PCQA)		% Análises Realizadas
		Mínimo	Máximo			Agendadas	Realizadas	
Escherichia coli (N/100 ml)	0	0	0	0	100%	1	1	100%
Bactérias coliformes (N/100 ml)	0	0	0	0	100%	1	1	100%
Desinfetante residual (mg/L)	0,4	0,2	0,2	---	---	1	1	100%
Alumínio (µg/L Al)	200	---	---	---	---	---	---	---
Amónio (mg/L NH ₄)	0,50	---	---	---	---	---	---	---
Número de colónias a 22 °C (N/ml)	Sem alteração anormal	---	---	---	---	---	---	---
Número de colónias a 37 °C (N/ml)	Sem alteração anormal	---	---	---	---	---	---	---
Condutividade (µS/cm a 20°C)	2500	---	---	---	---	---	---	---
Clostridium perfringens (N/100ml)	0	---	---	---	---	---	---	---
Cor (mg/L PtCo)	20	---	---	---	---	---	---	---
pH (Unidades pH)	≥6,5 e ≤9	---	---	---	---	---	---	---
Ferro (µg/L Fe)	200	---	---	---	---	---	---	---
Manganês (µg/L Mn)	50	---	---	---	---	---	---	---
Nitratos ² (mg/L NO ₃)	50	---	---	---	---	---	---	---
Nitritos (mg/L NO ₂)	0,5	---	---	---	---	---	---	---
Oxidabilidade (mg/L O ₂)	5	---	---	---	---	---	---	---
Cheiro a 25°C (Factor de diluição)	3	---	---	---	---	---	---	---
Sabor a 25°C (Factor de diluição)	3	---	---	---	---	---	---	---
Turvação (NTU)	4	---	---	---	---	---	---	---
Antimónio (µg/L Sb)	5	---	---	---	---	---	---	---
Arsénio (µg/L As)	10	---	---	---	---	---	---	---
Benzeno (µg/L)	1,0	---	---	---	---	---	---	---
Benzo(a)pireno (µg/L)	0,010	---	---	---	---	---	---	---
Boro (mg/L B)	1,0	---	---	---	---	---	---	---
Bromatos (µg/L BrO ₃)	10	---	---	---	---	---	---	---
Cádmio (µg/L Cd)	5,0	---	---	---	---	---	---	---
Cálcio (mg/L Ca)	---	---	---	---	---	---	---	---
Chumbo (µg/L Pb)	25	---	---	---	---	---	---	---
Cianetos (µg/L CN)	50	---	---	---	---	---	---	---
Cobre (mg/L Cu)	2,0	---	---	---	---	---	---	---
Crómio (µg/L Cr)	50	---	---	---	---	---	---	---
1,2 - dicloroetano (µg/L)	3,0	---	---	---	---	---	---	---
Dureza total (mg/L CaCO ₃)	---	---	---	---	---	---	---	---
Enterococos (N/100 ml)	0	---	---	---	---	---	---	---
Fluoretos (mg/L F)	1,5	---	---	---	---	---	---	---
Magnésio (mg/L Mg)	---	---	---	---	---	---	---	---
Mercurio (µg/L Hg)	1	---	---	---	---	---	---	---
Níquel (µg/L Ni)	20	---	---	---	---	---	---	---
Selénio (µg/L Se)	10	---	---	---	---	---	---	---
Cloretos (mg/L Cl)	250	---	---	---	---	---	---	---
Sódio (mg/L Na)	200	---	---	---	---	---	---	---
Sulfatos (mg/L SO ₄)	250	---	---	---	---	---	---	---
Tetracloroetano(µg/L)	---	---	---	---	---	---	---	---
Tricloroetano(µg/L)	---	---	---	---	---	---	---	---
Hidrocarbonetos Aromáticos Policíclicos (µg/L):	0,10	---	---	---	---	---	---	---
Benzo(b)fluoranteno (µg/L)	---	---	---	---	---	---	---	---
Benzo(k)fluoranteno (µg/L)	---	---	---	---	---	---	---	---
Benzo(ghi)perileno (µg/L)	---	---	---	---	---	---	---	---
Indeno(1,2,3-cd)pireno(µg/L)	---	---	---	---	---	---	---	---
Clorofórmio(µg/L)	---	---	---	---	---	---	---	---
Bromofórmio(µg/L)	---	---	---	---	---	---	---	---
Bromodichlorometano(µg/L)	---	---	---	---	---	---	---	---
Dibromoclorometano(µg/L)	---	---	---	---	---	---	---	---
Total:					100%	3	3	100%

Freguesia de São Miguel do Pinheiro
Monte Corcha

Informação complementar relativa à averiguação das situações de incumprimento dos VP (causas e medidas correctivas):

O Presidente da Câmara Municipal de Mértola Jorge Paulo Colaço Rosa-	Data da publicação: 13 de Maio de 2013
---	---

Câmara Municipal de Mértola		CONTROLO DA QUALIDADE DA ÁGUA PARA CONSUMO HUMANO NAS ZONAS DE ABASTECIMENTO ¹ DO CONCELHO DE MÉRTOLA				EDITAL n.º 62/2013		
Em conformidade com o Decreto-Lei n.º 306/2007, de 27 de agosto, procedeu-se à verificação da qualidade da água da rede pública, através de análises periódicas na torneira do consumidor, segundo o Programa de Controlo da Qualidade da Água (PCQA) aprovado pela autoridade competente (ERSAR).						1º TRIMESTRE 2013 01 janeiro a 31 março		
Parâmetro (unidades)	Valor Paramétrico (VP) fixado no DL 306/2007	Valores obtidos		N.º Análises superiores VP	% Cumprimento do VP	N.º Análises (PCQA)		% Análises Realizadas
		Mínimo	Máximo			Agendadas	Realizadas	
Escherichia coli (N/100 ml)	0	0	0	0	100%	1	1	100%
Bactérias coliformes (N/100 ml)	0	0	0	0	100%	1	1	100%
Desinfetante residual (mg/L)	0,4	0,2	0,2	---	---	1	1	100%
Alumínio (µg/L Al)	200	---	---	---	---	---	---	---
Amónio (mg/L NH ₄)	0,50	---	---	---	---	---	---	---
Número de colónias a 22 °C (N/ml)	Sem alteração anormal	---	---	---	---	---	---	---
Número de colónias a 37 °C (N/ml)	Sem alteração anormal	---	---	---	---	---	---	---
Condutividade (µS/cm a 20°C)	2500	---	---	---	---	---	---	---
Clostridium perfringens (N/100ml)	0	---	---	---	---	---	---	---
Cor (mg/L PtCo)	20	---	---	---	---	---	---	---
pH (Unidades pH)	≥6,5 e ≤9	---	---	---	---	---	---	---
Ferro (µg/L Fe)	200	---	---	---	---	---	---	---
Manganês (µg/L Mn)	50	---	---	---	---	---	---	---
Nitratos ² (mg/L NO ₃)	50	---	---	---	---	---	---	---
Nitritos (mg/L NO ₂)	0,5	---	---	---	---	---	---	---
Oxidabilidade (mg/L O ₂)	5	---	---	---	---	---	---	---
Cheiro a 25°C (Factor de diluição)	3	---	---	---	---	---	---	---
Sabor a 25°C (Factor de diluição)	3	---	---	---	---	---	---	---
Turvação (NTU)	4	---	---	---	---	---	---	---
Antimónio (µg/L Sb)	5	---	---	---	---	---	---	---
Arsénio (µg/L As)	10	---	---	---	---	---	---	---
Benzeno (µg/L)	1,0	---	---	---	---	---	---	---
Benzo(a)pireno (µg/L)	0,010	---	---	---	---	---	---	---
Boro (mg/L B)	1,0	---	---	---	---	---	---	---
Bromatos (µg/L BrO ₃)	10	---	---	---	---	---	---	---
Cádmio (µg/L Cd)	5,0	---	---	---	---	---	---	---
Cálcio (mg/L Ca)	---	---	---	---	---	---	---	---
Chumbo (µg/L Pb)	25	---	---	---	---	---	---	---
Cianetos (µg/L CN)	50	---	---	---	---	---	---	---
Cobre (mg/L Cu)	2,0	---	---	---	---	---	---	---
Crómio (µg/L Cr)	50	---	---	---	---	---	---	---
1,2 - dicloroetano (µg/L)	3,0	---	---	---	---	---	---	---
Dureza total (mg/L CaCO ₃)	---	---	---	---	---	---	---	---
Enterococos (N/100 ml)	0	---	---	---	---	---	---	---
Fluoretos (mg/L F)	1,5	---	---	---	---	---	---	---
Magnésio (mg/L Mg)	---	---	---	---	---	---	---	---
Mercurio (µg/L Hg)	1	---	---	---	---	---	---	---
Níquel (µg/L Ni)	20	---	---	---	---	---	---	---
Selénio (µg/L Se)	10	---	---	---	---	---	---	---
Cloretos (mg/L Cl)	250	---	---	---	---	---	---	---
Sódio (mg/L Na)	200	---	---	---	---	---	---	---
Sulfatos (mg/L SO ₄)	250	---	---	---	---	---	---	---
Tetracloroetano(µg/L)	---	---	---	---	---	---	---	---
Tricloroetano(µg/L)	---	---	---	---	---	---	---	---
Hidrocarbonetos Aromáticos Policíclicos (µg/L):	0,10	---	---	---	---	---	---	---
Benzo(b)fluoranteno (µg/L)	---	---	---	---	---	---	---	---
Benzo(k)fluoranteno (µg/L)	---	---	---	---	---	---	---	---
Benzo(ghi)perileno (µg/L)	---	---	---	---	---	---	---	---
Indeno(1,2,3-cd)pireno(µg/L)	---	---	---	---	---	---	---	---
Clorofórmio(µg/L)	---	---	---	---	---	---	---	---
Bromofórmio(µg/L)	---	---	---	---	---	---	---	---
Bromodichlorometano(µg/L)	---	---	---	---	---	---	---	---
Dibromoclorometano(µg/L)	---	---	---	---	---	---	---	---
Total:					100%	3	3	100%
Freguesia de Alcaria Ruiva Monte da Grade								
Informação complementar relativa à averiguação das situações de incumprimento dos VP (causas e medidas correctivas):								
O Presidente da Câmara Municipal de Mértola Jorge Paulo Colaço Rosa-						Data da publicação: 13 de Maio de 2013		

	Câmara Municipal de Mértola	CONTROLO DA QUALIDADE DA ÁGUA PARA CONSUMO HUMANO NAS ZONAS DE ABASTECIMENTO¹ DO CONCELHO DE MÉRTOLA	EDITAL n.º 62/2013
--	------------------------------------	--	---------------------------

Em conformidade com o Decreto-Lei n.º 306/2007, de 27 de agosto, procedeu-se à verificação da qualidade da água da rede pública, através de análises periódicas na torneira do consumidor, segundo o Programa de Controlo da Qualidade da Água (PCQA) aprovado pela autoridade competente (ERSAR).	1º TRIMESTRE 2013 01 janeiro a 31 março
--	--

Parâmetro (unidades)	Valor Paramétrico (VP) fixado no DL 306/2007	Valores obtidos		N.º Análises superiores VP	% Cumprimento do VP	N.º Análises (PCQA)		% Análises Realizadas
		Mínimo	Máximo			Agendadas	Realizadas	
Escherichia coli (N/100 ml)	0	0	0	0	100%	2	2	100%
Bactérias coliformes (N/100 ml)	0	0	0	0	100%	2	2	100%
Desinfetante residual (mg/L)	0,4	0,3	0,6	---	---	2	2	100%
Alumínio (µg/L Al)	200	---	---	---	---	---	---	---
Amónio (mg/L NH ₄)	0,50	<0,02	<0,02	0	100%	1	1	100%
Número de colónias a 22 °C (N/ml)	Sem alteração anormal	2	2	---	---	1	1	100%
Número de colónias a 37 °C (N/ml)	Sem alteração anormal	0	0	---	---	1	1	100%
Condutividade (µS/cm a 20°C)	2500	1400	1400	0	100%	1	1	100%
Clostridium perfringens (N/100ml)	0	0	0	0	100%	1	1	100%
Cor (mg/L PtCo)	20	<2	<2	0	100%	1	1	100%
pH (Unidades pH)	≥6,5 e ≤9	7,9	7,9	0	100%	1	1	100%
Ferro (µg/L Fe)	200	<50	<50	0	100%	1	1	100%
Manganês (µg/L Mn)	50	17	17	0	100%	1	1	100%
Nitratos ² (mg/L NO ₃)	50	35	35	0	100%	1	1	100%
Nitritos (mg/L NO ₂)	0,5	---	---	---	---	---	---	---
Oxidabilidade (mg/L O ₂)	5	<1	<1	0	100%	1	1	100%
Cheiro a 25°C (Factor de diluição)	3	<1	<1	0	100%	1	1	100%
Sabor a 25°C (Factor de diluição)	3	2	2	0	100%	1	1	100%
Turvação (NTU)	4	1,6	1,6	0	100%	1	1	100%
Antimónio (µg/L Sb)	5	---	---	---	---	---	---	---
Arsénio (µg/L As)	10	---	---	---	---	---	---	---
Benzeno (µg/L)	1,0	---	---	---	---	---	---	---
Benzo(a)pireno (µg/L)	0,010	---	---	---	---	---	---	---
Boro (mg/L B)	1,0	---	---	---	---	---	---	---
Bromatos (µg/L BrO ₃)	10	---	---	---	---	---	---	---
Cádmio (µg/L Cd)	5,0	---	---	---	---	---	---	---
Cálcio (mg/L Ca)	---	80	80	---	---	1	1	100%
Chumbo (µg/L Pb)	25	<5	<5	0	100%	1	1	100%
Cianetos (µg/L CN)	50	---	---	---	---	---	---	---
Cobre (mg/L Cu)	2,0	0,04	0,04	0	100%	1	1	100%
Crómio (µg/L Cr)	50	---	---	---	---	---	---	---
1,2 - dicloroetano (µg/L)	3,0	---	---	---	---	---	---	---
Dureza total (mg/L CaCO ₃)	---	460	460	---	---	1	1	100%
Enterococos (N/100 ml)	0	0	0	0	100%	1	1	100%
Fluoretos (mg/L F)	1,5	---	---	---	---	---	---	---
Magnésio (mg/L Mg)	---	63	63	---	---	1	1	100%
Mercurio (µg/L Hg)	1	---	---	---	---	---	---	---
Níquel (µg/L Ni)	20	<5	<5	0	100%	1	1	100%
Selénio (µg/L Se)	10	---	---	---	---	---	---	---
Cloretos (mg/L Cl)	250	370	370	1	0%	1	1	100%
Sódio (mg/L Na)	200	150	150	0	100%	1	1	100%
Sulfatos (mg/L SO ₄)	250	64	64	0	100%	1	1	100%
Tetracloroetano(µg/L)	---	---	---	---	---	---	---	---
Tricloroetano(µg/L)	---	---	---	---	---	---	---	---
Hidrocarbonetos Aromáticos Policíclicos (µg/L):	0,10	---	---	---	---	---	---	---
Benzo(b)fluoranteno (µg/L)	---	---	---	---	---	---	---	---
Benzo(k)fluoranteno (µg/L)	---	---	---	---	---	---	---	---
Benzo(ghi)perileno (µg/L)	---	---	---	---	---	---	---	---
Indeno(1,2,3-cd)pireno(µg/L)	---	---	---	---	---	---	---	---
Clorofórmio(µg/L)	---	---	---	---	---	---	---	---
Bromofórmio(µg/L)	---	---	---	---	---	---	---	---
Bromodiorometano(µg/L)	---	---	---	---	---	---	---	---
Dibromoclorometano(µg/L)	---	---	---	---	---	---	---	---
Total:					95%	30	30	100%

Freguesia de Alcaria Ruiva
Monte da Légua

Informação complementar relativa à averiguação das situações de incumprimento dos VP (causas e medidas correctivas):

O Presidente da Câmara Municipal de Mértola Jorge Paulo Colaço Rosa-	Data da publicação: 13 de Maio de 2013
---	---

Câmara Municipal de Mértola		CONTROLO DA QUALIDADE DA ÁGUA PARA CONSUMO HUMANO NAS ZONAS DE ABASTECIMENTO ¹ DO CONCELHO DE MÉRTOLA				EDITAL n.º 62/2013		
Em conformidade com o Decreto-Lei n.º 306/2007, de 27 de agosto, procedeu-se à verificação da qualidade da água da rede pública, através de análises periódicas na torneira do consumidor, segundo o Programa de Controlo da Qualidade da Água (PCQA) aprovado pela autoridade competente (ERSAR).						1º TRIMESTRE 2013 01 janeiro a 31 março		
Parâmetro (unidades)	Valor Paramétrico (VP) fixado no DL 306/2007	Valores obtidos		N.º Análises superiores VP	% Cumprimento do VP	N.º Análises (PCQA)		% Análises Realizadas
		Mínimo	Máximo			Agendadas	Realizadas	
Escherichia coli (N/100 ml)	0	0	0	0	100%	1	1	100%
Bactérias coliformes (N/100 ml)	0	0	0	0	100%	1	1	100%
Desinfetante residual (mg/L)	0,4	0,2	0,2	---	---	1	1	100%
Alumínio (µg/L Al)	200	---	---	---	---	---	---	---
Amónio (mg/L NH ₄)	0,50	---	---	---	---	---	---	---
Número de colónias a 22 °C (N/ml)	Sem alteração anormal	---	---	---	---	---	---	---
Número de colónias a 37 °C (N/ml)	Sem alteração anormal	---	---	---	---	---	---	---
Condutividade (µS/cm a 20°C)	2500	---	---	---	---	---	---	---
Clostridium perfringens (N/100ml)	0	---	---	---	---	---	---	---
Cor (mg/L PtCo)	20	---	---	---	---	---	---	---
pH (Unidades pH)	≥6,5 e ≤9	---	---	---	---	---	---	---
Ferro (µg/L Fe)	200	---	---	---	---	---	---	---
Manganês (µg/L Mn)	50	---	---	---	---	---	---	---
Nitratos ² (mg/L NO ₃)	50	---	---	---	---	---	---	---
Nitritos (mg/L NO ₂)	0,5	---	---	---	---	---	---	---
Oxidabilidade (mg/L O ₂)	5	---	---	---	---	---	---	---
Cheiro a 25°C (Factor de diluição)	3	---	---	---	---	---	---	---
Sabor a 25°C (Factor de diluição)	3	---	---	---	---	---	---	---
Turvação (NTU)	4	---	---	---	---	---	---	---
Antimónio (µg/L Sb)	5	---	---	---	---	---	---	---
Arsénio (µg/L As)	10	---	---	---	---	---	---	---
Benzeno (µg/L)	1,0	---	---	---	---	---	---	---
Benzo(a)pireno (µg/L)	0,010	---	---	---	---	---	---	---
Boro (mg/L B)	1,0	---	---	---	---	---	---	---
Bromatos (µg/L BrO ₃)	10	---	---	---	---	---	---	---
Cádmio (µg/L Cd)	5,0	---	---	---	---	---	---	---
Cálcio (mg/L Ca)	---	---	---	---	---	---	---	---
Chumbo (µg/L Pb)	25	---	---	---	---	---	---	---
Cianetos (µg/L CN)	50	---	---	---	---	---	---	---
Cobre (mg/L Cu)	2,0	---	---	---	---	---	---	---
Crómio (µg/L Cr)	50	---	---	---	---	---	---	---
1,2 - dicloroetano (µg/L)	3,0	---	---	---	---	---	---	---
Dureza total (mg/L CaCO ₃)	---	---	---	---	---	---	---	---
Enterococos (N/100 ml)	0	---	---	---	---	---	---	---
Fluoretos (mg/L F)	1,5	---	---	---	---	---	---	---
Magnésio (mg/L Mg)	---	---	---	---	---	---	---	---
Mercurio (µg/L Hg)	1	---	---	---	---	---	---	---
Níquel (µg/L Ni)	20	---	---	---	---	---	---	---
Selénio (µg/L Se)	10	---	---	---	---	---	---	---
Cloretos (mg/L Cl)	250	---	---	---	---	---	---	---
Sódio (mg/L Na)	200	---	---	---	---	---	---	---
Sulfatos (mg/L SO ₄)	250	---	---	---	---	---	---	---
Tetracloroetano(µg/L)	---	---	---	---	---	---	---	---
Tricloroetano(µg/L)	---	---	---	---	---	---	---	---
Hidrocarbonetos Aromáticos Policíclicos (µg/L):	0,10	---	---	---	---	---	---	---
Benzo(b)fluoranteno (µg/L)	---	---	---	---	---	---	---	---
Benzo(k)fluoranteno (µg/L)	---	---	---	---	---	---	---	---
Benzo(ghi)perileno (µg/L)	---	---	---	---	---	---	---	---
Indeno(1,2,3-cd)pireno(µg/L)	---	---	---	---	---	---	---	---
Clorofórmio(µg/L)	---	---	---	---	---	---	---	---
Bromofórmio(µg/L)	---	---	---	---	---	---	---	---
Bromodichlorometano(µg/L)	---	---	---	---	---	---	---	---
Dibromoclorometano(µg/L)	---	---	---	---	---	---	---	---
Total:					100%	3	3	100%
Freguesia de Alcaria Ruiva Monte Figueiras								
Informação complementar relativa à averiguação das situações de incumprimento dos VP (causas e medidas correctivas):								
O Presidente da Câmara Municipal de Mértola						Data da publicação:		
Jorge Paulo Colaço Rosa-						13 de Maio de 2013		

Câmara Municipal de Mértola		CONTROLO DA QUALIDADE DA ÁGUA PARA CONSUMO HUMANO NAS ZONAS DE ABASTECIMENTO ¹ DO CONCELHO DE MÉRTOLA				EDITAL n.º 62/2013		
Em conformidade com o Decreto-Lei n.º 306/2007, de 27 de agosto, procedeu-se à verificação da qualidade da água da rede pública, através de análises periódicas na torneira do consumidor, segundo o Programa de Controlo da Qualidade da Água (PCQA) aprovado pela autoridade competente (ERSAR).						1º TRIMESTRE 2013 01 janeiro a 31 março		
Parâmetro (unidades)	Valor Paramétrico (VP) fixado no DL 306/2007	Valores obtidos		N.º Análises superiores	% Cumprimento do VP	N.º Análises (PCQA)		% Análises Realizadas
		Mínimo	Máximo			Agendadas	Realizadas	
Escherichia coli (N/100 ml)	0	0	0	0	100%	1	1	100%
Bactérias coliformes (N/100 ml)	0	0	0	0	100%	1	1	100%
Desinfetante residual (mg/L)	0,4	1,3	1,3	---	---	1	1	100%
Alumínio (µg/L Al)	200	---	---	---	---	---	---	---
Amónio (mg/L NH ₄)	0,50	---	---	---	---	---	---	---
Número de colónias a 22 °C (N/ml)	Sem alteração anormal	---	---	---	---	---	---	---
Número de colónias a 37 °C (N/ml)	Sem alteração anormal	---	---	---	---	---	---	---
Condutividade (µS/cm a 20°C)	2500	---	---	---	---	---	---	---
Clostridium perfringens (N/100ml)	0	---	---	---	---	---	---	---
Cor (mg/L PtCo)	20	---	---	---	---	---	---	---
pH (Unidades pH)	≥6,5 e ≤9	---	---	---	---	---	---	---
Ferro (µg/L Fe)	200	---	---	---	---	---	---	---
Manganês (µg/L Mn)	50	---	---	---	---	---	---	---
Nitratos ² (mg/L NO ₃)	50	---	---	---	---	---	---	---
Nitritos (mg/L NO ₂)	0,5	---	---	---	---	---	---	---
Oxidabilidade (mg/L O ₂)	5	---	---	---	---	---	---	---
Cheiro a 25°C (Factor de diluição)	3	---	---	---	---	---	---	---
Sabor a 25°C (Factor de diluição)	3	---	---	---	---	---	---	---
Turvação (NTU)	4	---	---	---	---	---	---	---
Antimónio (µg/L Sb)	5	---	---	---	---	---	---	---
Arsénio (µg/L As)	10	---	---	---	---	---	---	---
Benzeno (µg/L)	1,0	---	---	---	---	---	---	---
Benzo(a)pireno (µg/L)	0,010	---	---	---	---	---	---	---
Boro (mg/L B)	1,0	---	---	---	---	---	---	---
Bromatos (µg/L BrO ₃)	10	---	---	---	---	---	---	---
Cádmio (µg/L Cd)	5,0	---	---	---	---	---	---	---
Cálcio (mg/L Ca)	---	---	---	---	---	---	---	---
Chumbo (µg/L Pb)	25	---	---	---	---	---	---	---
Cianetos (µg/L CN)	50	---	---	---	---	---	---	---
Cobre (mg/L Cu)	2,0	---	---	---	---	---	---	---
Crómio (µg/L Cr)	50	---	---	---	---	---	---	---
1,2 – dicloroetano (µg/L)	3,0	---	---	---	---	---	---	---
Dureza total (mg/L CaCO ₃)	---	---	---	---	---	---	---	---
Enterococos (N/100 ml)	0	---	---	---	---	---	---	---
Fluoretos (mg/L F)	1,5	---	---	---	---	---	---	---
Magnésio (mg/L Mg)	---	---	---	---	---	---	---	---
Merúrio (µg/L Hg)	1	---	---	---	---	---	---	---
Níquel (µg/L Ni)	20	---	---	---	---	---	---	---
Selénio (µg/L Se)	10	---	---	---	---	---	---	---
Cloretos (mg/L Cl)	250	---	---	---	---	---	---	---
Sódio (mg/L Na)	200	---	---	---	---	---	---	---
Sulfatos (mg/L SO ₄)	250	---	---	---	---	---	---	---
Tetracloroetano(µg/L)	---	---	---	---	---	---	---	---
Tricloroetano(µg/L)	---	---	---	---	---	---	---	---
Hidrocarbonetos Aromáticos Policíclicos (µg/L):	0,10	---	---	---	---	---	---	---
Benzo(b)fluoranteno (µg/L)	---	---	---	---	---	---	---	---
Benzo(k)fluoranteno (µg/L)	---	---	---	---	---	---	---	---
Benzo(ghi)perileno (µg/L)	---	---	---	---	---	---	---	---
Indeno(1,2,3-cd)pireno(µg/L)	---	---	---	---	---	---	---	---
Clorofórmio(µg/L)	---	---	---	---	---	---	---	---
Bromofórmio(µg/L)	---	---	---	---	---	---	---	---
Bromodiclorometano(µg/L)	---	---	---	---	---	---	---	---
Dibromoclorometano(µg/L)	---	---	---	---	---	---	---	---
Total:					100%	3	3	100%
Freguesia de Alcaria Ruiva Monte Figueiras								
Informação complementar relativa à averiguação das situações de incumprimento dos VP (causas e medidas correctivas):								
O Presidente da Câmara Municipal de Mértola -Jorge Paulo Colaço Rosa-						Data da publicação: 13 de Maio de 2013		

	Câmara Municipal de Mértola	CONTROLO DA QUALIDADE DA ÁGUA PARA CONSUMO HUMANO NAS ZONAS DE ABASTECIMENTO¹ DO CONCELHO DE MÉRTOLA	EDITAL n.º 62/2013
--	-----------------------------	--	---------------------------

Em conformidade com o Decreto-Lei n.º 306/2007, de 27 de agosto, procedeu-se à verificação da qualidade da água da rede pública, através de análises periódicas na torneira do consumidor, segundo o Programa de Controlo da Qualidade da Água (PCQA) aprovado pela autoridade competente (ERSAR).	1º TRIMESTRE 2013 01 janeiro a 31 março
--	--

Parâmetro (unidades)	Valor Paramétrico (VP) fixado no DL 306/2007	Valores obtidos		N.º Análises superiores VP	% Cumprimento do VP	N.º Análises (PCQA)		% Análises Realizadas
		Mínimo	Máximo			Agendadas	Realizadas	
Escherichia coli (N/100 ml)	0	0	0	0	100%	2	2	100%
Bactérias coliformes (N/100 ml)	0	0	0	0	100%	2	2	100%
Desinfetante residual (mg/L)	0,4	0,3	0,3	---	---	2	2	100%
Alumínio (µg/L Al)	200	---	---	---	---	---	---	---
Amónio (mg/L NH ₄)	0,50	<0,02	<0,02	0	100%	1	1	100%
Número de colónias a 22 °C (N/ml)	Sem alteração anormal	6	6	---	---	1	1	100%
Número de colónias a 37 °C (N/ml)	Sem alteração anormal	7	7	---	---	1	1	100%
Condutividade (µS/cm a 20°C)	2500	940	940	0	100%	1	1	100%
Clostridium perfringens (N/100ml)	0	0	0	0	100%	1	1	100%
Cor (mg/L PtCo)	20	<2	<2	0	100%	1	1	100%
pH (Unidades pH)	≥6,5 e ≤9	7,6	7,6	0	100%	1	1	100%
Ferro (µg/L Fe)	200	<50	<50	0	100%	1	1	100%
Manganês (µg/L Mn)	50	<15	<15	0	100%	1	1	100%
Nitratos ² (mg/L NO ₃)	50	19	19	0	100%	1	1	100%
Nitritos (mg/L NO ₂)	0,5	---	---	---	---	---	---	---
Oxidabilidade (mg/L O ₂)	5	<1	<1	0	100%	1	1	100%
Cheiro a 25°C (Factor de diluição)	3	<1	<1	0	100%	1	1	100%
Sabor a 25°C (Factor de diluição)	3	<1	<1	0	100%	1	1	100%
Turvação (NTU)	4	2,4	2,4	0	100%	1	1	100%
Antimónio (µg/L Sb)	5	---	---	---	---	---	---	---
Arsénio (µg/L As)	10	---	---	---	---	---	---	---
Benzeno (µg/L)	1,0	---	---	---	---	---	---	---
Benzo(a)pireno (µg/L)	0,010	---	---	---	---	---	---	---
Boro (mg/L B)	1,0	---	---	---	---	---	---	---
Bromatos (µg/L BrO ₃)	10	---	---	---	---	---	---	---
Cádmio (µg/L Cd)	5,0	---	---	---	---	---	---	---
Cálcio (mg/L Ca)	---	92	92	---	---	1	1	100%
Chumbo (µg/L Pb)	25	<5	<5	0	100%	1	1	100%
Cianetos (µg/L CN)	50	---	---	---	---	---	---	---
Cobre (mg/L Cu)	2,0	0,02	0,02	0	100%	1	1	100%
Crómio (µg/L Cr)	50	---	---	---	---	---	---	---
1,2 - dicloroetano (µg/L)	3,0	---	---	---	---	---	---	---
Dureza total (mg/L CaCO ₃)	---	490	490	---	---	1	1	100%
Enterococos (N/100 ml)	0	0	0	0	100%	1	1	100%
Fluoretos (mg/L F)	1,5	---	---	---	---	---	---	---
Magnésio (mg/L Mg)	---	63	63	---	---	1	1	100%
Mercurio (µg/L Hg)	1	---	---	---	---	---	---	---
Níquel (µg/L Ni)	20	<5	<5	0	100%	1	1	100%
Selénio (µg/L Se)	10	---	---	---	---	---	---	---
Cloretos (mg/L Cl)	250	---	---	---	---	---	---	---
Sódio (mg/L Na)	200	---	---	---	---	---	---	---
Sulfatos (mg/L SO ₄)	250	41	41	0	100%	1	1	100%
Tetracloroetano(µg/L)	---	---	---	---	---	---	---	---
Tricloroetano(µg/L)	---	---	---	---	---	---	---	---
Hidrocarbonetos Aromáticos Policíclicos (µg/L):	0,10	---	---	---	---	---	---	---
Benzo(b)fluoranteno (µg/L)	---	---	---	---	---	---	---	---
Benzo(k)fluoranteno (µg/L)	---	---	---	---	---	---	---	---
Benzo(ghi)perileno (µg/L)	---	---	---	---	---	---	---	---
Indeno(1,2,3-cd)pireno(µg/L)	---	---	---	---	---	---	---	---
Clorofórmio(µg/L)	---	---	---	---	---	---	---	---
Bromofórmio(µg/L)	---	---	---	---	---	---	---	---
Bromodlorometano(µg/L)	---	---	---	---	---	---	---	---
Dibromoclorometano(µg/L)	---	---	---	---	---	---	---	---
Total:					100%	28	28	

Freguesia de São Pedro de Sólis
Monte Gatão

Informação complementar relativa à averiguação das situações de incumprimento dos VP (causas e medidas correctivas):

O Presidente da Câmara Municipal de Mértola Jorge Paulo Colaço Rosa-	Data da publicação: 13 de Maio de 2013
---	---

	Câmara Municipal de Mértola	CONTROLO DA QUALIDADE DA ÁGUA PARA CONSUMO HUMANO NAS ZONAS DE ABASTECIMENTO¹ DO CONCELHO DE MÉRTOLA	EDITAL n.º 62/2013
--	-----------------------------	--	---------------------------

Em conformidade com o Decreto-Lei n.º 306/2007, de 27 de agosto, procedeu-se à verificação da qualidade da água da rede pública, através de análises periódicas na torneira do consumidor, segundo o Programa de Controlo da Qualidade da Água (PCQA) aprovado pela autoridade competente (ERSAR).	1º TRIMESTRE 2013 01 janeiro a 31 março
--	--

Parâmetro (unidades)	Valor Paramétrico (VP) fixado no DL 306/2007	Valores obtidos		N.º Análises superiores VP	% Cumprimento do VP	N.º Análises (PCQA)		% Análises Realizadas
		Mínimo	Máximo			Agendadas	Realizadas	
Escherichia coli (N/100 ml)	0	0	0	0	100%	2	2	100%
Bactérias coliformes (N/100 ml)	0	0	0	0	100%	2	2	100%
Desinfetante residual (mg/L)	0,4	0,3	0,4	---	---	2	2	100%
Alumínio (µg/L Al)	200	---	---	---	---	---	---	---
Amónio (mg/L NH ₄)	0,50	0,02	0,02	0	100%	1	1	100%
Número de colónias a 22 °C (N/ml)	Sem alteração anormal	2	2	---	---	1	1	100%
Número de colónias a 37 °C (N/ml)	Sem alteração anormal	0	0	---	---	1	1	100%
Condutividade (µS/cm a 20°C)	2500	1100	1100	0	100%	1	1	100%
Clostridium perfringens (N/100ml)	0	0	0	0	100%	1	1	100%
Cor (mg/L PtCo)	20	<2	<2	0	100%	1	1	100%
pH (Unidades pH)	≥6,5 e ≤9	7,4	7,4	0	100%	1	1	100%
Ferro (µg/L Fe)	200	<50	<50	0	100%	1	1	100%
Manganês (µg/L Mn)	50	<15	<15	0	100%	1	1	100%
Nitratos ² (mg/L NO ₃)	50	16	16	0	100%	1	1	100%
Nitritos (mg/L NO ₂)	0,5	---	---	---	---	---	---	---
Oxidabilidade (mg/L O ₂)	5	<1	<1	0	100%	1	1	100%
Cheiro a 25°C (Factor de diluição)	3	<1	<1	0	100%	1	1	100%
Sabor a 25°C (Factor de diluição)	3	<1	<1	0	100%	1	1	100%
Turvação (NTU)	4	<0,5	<0,5	0	100%	1	1	100%
Antimónio (µg/L Sb)	5	---	---	---	---	---	---	---
Arsénio (µg/L As)	10	---	---	---	---	---	---	---
Benzeno (µg/L)	1,0	---	---	---	---	---	---	---
Benzo(a)pireno (µg/L)	0,010	---	---	---	---	---	---	---
Boro (mg/L B)	1,0	---	---	---	---	---	---	---
Bromatos (µg/L BrO ₃)	10	---	---	---	---	---	---	---
Cádmio (µg/L Cd)	5,0	---	---	---	---	---	---	---
Cálcio (mg/L Ca)	---	96	96	---	---	1	1	100%
Chumbo (µg/L Pb)	25	<5	<5	0	100%	1	1	100%
Cianetos (µg/L CN)	50	---	---	---	---	---	---	---
Cobre (mg/L Cu)	2,0	<0,01	<0,01	0	100%	1	1	100%
Crómio (µg/L Cr)	50	---	---	---	---	---	---	---
1,2 - dicloroetano (µg/L)	3,0	---	---	---	---	---	---	---
Dureza total (mg/L CaCO ₃)	---	280	280	---	---	1	1	100%
Enterococos (N/100 ml)	0	0	0	0	100%	1	1	100%
Fluoretos (mg/L F)	1,5	---	---	---	---	---	---	---
Magnésio (mg/L Mg)	---	86	86	---	---	1	1	100%
Mercurio (µg/L Hg)	1	---	---	---	---	---	---	---
Níquel (µg/L Ni)	20	<5	<5	0	100%	1	1	100%
Selénio (µg/L Se)	10	<10	<10	0	100%	1	1	100%
Cloretos (mg/L Cl)	250	---	---	---	---	---	---	---
Sódio (mg/L Na)	200	110	110	0	100%	1	1	100%
Sulfatos (mg/L SO ₄)	250	91	91	0	100%	1	1	100%
Tetracloroetano(µg/L)	---	---	---	---	---	---	---	---
Tricloroetano(µg/L)	---	---	---	---	---	---	---	---
Hidrocarbonetos Aromáticos Policíclicos (µg/L):	0,10	---	---	---	---	---	---	---
Benzo(b)fluoranteno (µg/L)	---	---	---	---	---	---	---	---
Benzo(k)fluoranteno (µg/L)	---	---	---	---	---	---	---	---
Benzo(ghi)perileno (µg/L)	---	---	---	---	---	---	---	---
Indeno(1,2,3-cd)pireno(µg/L)	---	---	---	---	---	---	---	---
Clorofórmio(µg/L)	---	---	---	---	---	---	---	---
Bromofórmio(µg/L)	---	---	---	---	---	---	---	---
Bromodlorometano(µg/L)	---	---	---	---	---	---	---	---
Dibromoclorometano(µg/L)	---	---	---	---	---	---	---	---
Total:					100%	30	30	100%

Freguesia de São Miguel do Pinheiro
Monte Gato

Informação complementar relativa à averiguação das situações de incumprimento dos VP (causas e medidas correctivas):

O Presidente da Câmara Municipal de Mértola Jorge Paulo Colaço Rosa-	Data da publicação: 13 de Maio de 2013
---	---

Câmara Municipal de Mértola		CONTROLO DA QUALIDADE DA ÁGUA PARA CONSUMO HUMANO NAS ZONAS DE ABASTECIMENTO ¹ DO CONCELHO DE MÉRTOLA				EDITAL n.º 62/2013		
Em conformidade com o Decreto-Lei n.º 306/2007, de 27 de agosto, procedeu-se à verificação da qualidade da água da rede pública, através de análises periódicas na torneira do consumidor, segundo o Programa de Controlo da Qualidade da Água (PCQA) aprovado pela autoridade competente (ERSAR).						1º TRIMESTRE 2013 01 janeiro a 31 março		
Parâmetro (unidades)	Valor Paramétrico (VP) fixado no DL 306/2007	Valores obtidos		N.º Análises superiores VP	% Cumprimento do VP	N.º Análises (PCQA)		% Análises Realizadas
		Mínimo	Máximo			Agendadas	Realizadas	
<i>Escherichia coli</i> (N/100 ml)	0	0	0	0	100%	2	2	100%
Bactérias coliformes (N/100 ml)	0	0	0	0	100%	2	2	100%
Desinfetante residual (mg/L)	0,4	0,4	0,5	---	---	2	2	100%
Alumínio (µg/L Al)	200	---	---	---	---	---	---	---
Amónio (mg/L NH ₄)	0,50	<0,02	<0,02	0	100%	1	1	100%
Número de colónias a 22 °C (N/ml)	Sem alteração anormal	0	0	---	---	1	1	100%
Número de colónias a 37 °C (N/ml)	Sem alteração anormal	0	0	---	---	1	1	100%
Condutividade (µS/cm a 20°C)	2500	670	670	0	100%	1	1	100%
<i>Clostridium perfringens</i> (N/100ml)	0	0	0	0	100%	1	1	100%
Cor (mg/L PCa)	20	<2	<2	0	100%	1	1	100%
pH (Unidades pH)	≥6,5 e ≤9	7,7	7,7	0	100%	1	1	100%
Ferro (µg/L Fe)	200	<50	<50	0	100%	1	1	100%
Manganês (µg/L Mn)	50	<15	<15	0	100%	1	1	100%
Nitratos ² (mg/L NO ₃)	50	<10	<10	0	100%	1	1	100%
Nitritos (mg/L NO ₂)	0,5	---	---	---	---	---	---	---
Oxidabilidade (mg/L O ₂)	5	1	1	0	100%	1	1	100%
Cheiro a 25°C (Factor de diluição)	3	<1	<1	0	100%	1	1	100%
Sabor a 25°C (Factor de diluição)	3	<1	<1	0	100%	1	1	100%
Turvação (NTU)	4	<0,5	<0,5	0	100%	1	1	100%
Antimónio (µg/L Sb)	5	---	---	---	---	---	---	---
Arsénio (µg/L As)	10	---	---	---	---	---	---	---
Benzeno (µg/L)	1,0	---	---	---	---	---	---	---
Benzo(a)pireno (µg/L)	0,010	---	---	---	---	---	---	---
Boro (mg/L B)	1,0	---	---	---	---	---	---	---
Bromatos (µg/L BrO ₃)	10	---	---	---	---	---	---	---
Cádmio (µg/L Cd)	5,0	---	---	---	---	---	---	---
Cálcio (mg/L Ca)	---	53	53	---	---	1	1	100%
Chumbo (µg/L Pb)	25	<5	<5	0	100%	1	1	100%
Cianetos (µg/L CN)	50	---	---	---	---	---	---	---
Cobre (mg/L Cu)	2,0	<0,01	<0,01	0	100%	1	1	100%
Crómio (µg/L Cr)	50	---	---	---	---	---	---	---
1,2 - dicloroetano (µg/L)	3,0	---	---	---	---	---	---	---
Dureza total (mg/L CaCO ₃)	---	240	240	---	---	1	1	100%
Enterococos (N/100 ml)	0	0	0	0	100%	1	1	100%
Fluoretos (mg/L F)	1,5	---	---	---	---	---	---	---
Magnésio (mg/L Mg)	---	26	26	---	---	1	1	100%
Mercurio (µg/L Hg)	1	---	---	---	---	---	---	---
Níquel (µg/L Ni)	20	<5	<5	0	100%	1	1	100%
Selénio (µg/L Se)	10	---	---	---	---	---	---	---
Cloretos (mg/L Cl)	250	---	---	---	---	---	---	---
Sódio (mg/L Na)	200	---	---	---	---	---	---	---
Sulfatos (mg/L SO ₄)	250	24	24	0	100%	1	1	100%
Tetracloroetano(µg/L)	---	---	---	---	---	---	---	---
Tricloroetano(µg/L)	---	---	---	---	---	---	---	---
Hidrocarbonetos Aromáticos Policíclicos (µg/L):	0,10	---	---	---	---	---	---	---
Benzo(b)fluoranteno (µg/L)	---	---	---	---	---	---	---	---
Benzo(k)fluoranteno (µg/L)	---	---	---	---	---	---	---	---
Benzo(ghi)perileno (µg/L)	---	---	---	---	---	---	---	---
Indeno(1,2,3-cd)pireno(µg/L)	---	---	---	---	---	---	---	---
Clorofórmio(µg/L)	---	---	---	---	---	---	---	---
Bromofórmio(µg/L)	---	---	---	---	---	---	---	---
Bromodlorometano(µg/L)	---	---	---	---	---	---	---	---
Dibromoclorometano(µg/L)	---	---	---	---	---	---	---	---
Total:					100%	28	28	100%
Freguesia de São João dos Caldeiros Ledo								
Informação complementar relativa à averiguação das situações de incumprimento dos VP (causas e medidas correctivas):								
O Presidente da Câmara Municipal de Mértola						Data da publicação:		
Jorge Paulo Colaço Rosa-						13 de Maio de 2013		

Câmara Municipal de Mértola		CONTROLO DA QUALIDADE DA ÁGUA PARA CONSUMO HUMANO NAS ZONAS DE ABASTECIMENTO ¹ DO CONCELHO DE MÉRTOLA				EDITAL n.º 62/2013		
Em conformidade com o Decreto-Lei n.º 306/2007, de 27 de agosto, procedeu-se à verificação da qualidade da água da rede pública, através de análises periódicas na torneira do consumidor, segundo o Programa de Controlo da Qualidade da Água (PCQA) aprovado pela autoridade competente (ERSAR).						1º TRIMESTRE 2013 01 janeiro a 31 março		
Parâmetro (unidades)	Valor Paramétrico (VP) fixado no DL 306/2007	Valores obtidos		N.º Análises superiores VP	% Cumprimento do VP	N.º Análises (PCQA)		% Análises Realizadas
		Mínimo	Máximo			Agendadas	Realizadas	
Escherichia coli (N/100 ml)	0	0	0	0	100%	1	1	100%
Bactérias coliformes (N/100 ml)	0	0	0	0	100%	1	1	100%
Desinfetante residual (mg/L)	0,4	0,4	0,4	---	---	1	1	100%
Alumínio (µg/L Al)	200	---	---	---	---	---	---	---
Amónio (mg/L NH ₄)	0,50	---	---	---	---	---	---	---
Número de colónias a 22 °C (N/ml)	Sem alteração anormal	---	---	---	---	---	---	---
Número de colónias a 37 °C (N/ml)	Sem alteração anormal	---	---	---	---	---	---	---
Condutividade (µS/cm a 20°C)	2500	---	---	---	---	---	---	---
Clostridium perfringens (N/100ml)	0	---	---	---	---	---	---	---
Cor (mg/L PtCo)	20	---	---	---	---	---	---	---
pH (Unidades pH)	≥6,5 e ≤9	---	---	---	---	---	---	---
Ferro (µg/L Fe)	200	---	---	---	---	---	---	---
Manganês (µg/L Mn)	50	---	---	---	---	---	---	---
Nitratos ² (mg/L NO ₃)	50	---	---	---	---	---	---	---
Nitritos (mg/L NO ₂)	0,5	---	---	---	---	---	---	---
Oxidabilidade (mg/L O ₂)	5	---	---	---	---	---	---	---
Cheiro a 25°C (Factor de diluição)	3	---	---	---	---	---	---	---
Sabor a 25°C (Factor de diluição)	3	---	---	---	---	---	---	---
Turvação (NTU)	4	---	---	---	---	---	---	---
Antimónio (µg/L Sb)	5	---	---	---	---	---	---	---
Arsénio (µg/L As)	10	---	---	---	---	---	---	---
Benzeno (µg/L)	1,0	---	---	---	---	---	---	---
Benzo(a)pireno (µg/L)	0,010	---	---	---	---	---	---	---
Boro (mg/L B)	1,0	---	---	---	---	---	---	---
Bromatos (µg/L BrO ₃)	10	---	---	---	---	---	---	---
Cádmio (µg/L Cd)	5,0	---	---	---	---	---	---	---
Cálcio (mg/L Ca)	---	---	---	---	---	---	---	---
Chumbo (µg/L Pb)	25	---	---	---	---	---	---	---
Cianetos (µg/L CN)	50	---	---	---	---	---	---	---
Cobre (mg/L Cu)	2,0	---	---	---	---	---	---	---
Crómio (µg/L Cr)	50	---	---	---	---	---	---	---
1,2 - dicloroetano (µg/L)	3,0	---	---	---	---	---	---	---
Dureza total (mg/L CaCO ₃)	---	---	---	---	---	---	---	---
Enterococos (N/100 ml)	0	---	---	---	---	---	---	---
Fluoretos (mg/L F)	1,5	---	---	---	---	---	---	---
Magnésio (mg/L Mg)	---	---	---	---	---	---	---	---
Mercurio (µg/L Hg)	1	---	---	---	---	---	---	---
Níquel (µg/L Ni)	20	---	---	---	---	---	---	---
Selénio (µg/L Se)	10	---	---	---	---	---	---	---
Cloretos (mg/L Cl)	250	---	---	---	---	---	---	---
Sódio (mg/L Na)	200	---	---	---	---	---	---	---
Sulfatos (mg/L SO ₄)	250	---	---	---	---	---	---	---
Tetracloroetano(µg/L)	---	---	---	---	---	---	---	---
Tricloroetano(µg/L)	---	---	---	---	---	---	---	---
Hidrocarbonetos Aromáticos Policíclicos (µg/L):	0,10	---	---	---	---	---	---	---
Benzo(b)fluoranteno (µg/L)	---	---	---	---	---	---	---	---
Benzo(k)fluoranteno (µg/L)	---	---	---	---	---	---	---	---
Benzo(ghi)perileno (µg/L)	---	---	---	---	---	---	---	---
Indeno(1,2,3-cd)pireno(µg/L)	---	---	---	---	---	---	---	---
Clorofórmio(µg/L)	---	---	---	---	---	---	---	---
Bromofórmio(µg/L)	---	---	---	---	---	---	---	---
Bromodichlorometano(µg/L)	---	---	---	---	---	---	---	---
Dibromoclorometano(µg/L)	---	---	---	---	---	---	---	---
Total:					100%	3	3	100%
Freguesia de São Pedro de Sólis Monte Negás								
Informação complementar relativa à averiguação das situações de incumprimento dos VP (causas e medidas correctivas):								
O Presidente da Câmara Municipal de Mértola Jorge Paulo Colaço Rosa-						Data da publicação: 13 de Maio de 2013		

	Câmara Municipal de Mértola	CONTROLO DA QUALIDADE DA ÁGUA PARA CONSUMO HUMANO NAS ZONAS DE ABASTECIMENTO¹ DO CONCELHO DE MÉRTOLA	EDITAL n.º 62/2013
--	------------------------------------	--	---------------------------

Em conformidade com o Decreto-Lei n.º 306/2007, de 27 de agosto, procedeu-se à verificação da qualidade da água da rede pública, através de análises periódicas na torneira do consumidor, segundo o Programa de Controlo da Qualidade da Água (PCQA) aprovado pela autoridade competente (ERSAR).	1º TRIMESTRE 2013 01 janeiro a 31 março
--	--


Parâmetro (unidades)	Valor Paramétrico (VP) fixado no DL 306/2007	Valores obtidos		N.º Análises superiores VP	% Cumprimento do VP	N.º Análises (PCQA)		% Análises Realizadas
		Mínimo	Máximo			Agendadas	Realizadas	
Escherichia coli (N/100 ml)	0	0	0	0	100%	2	2	100%
Bactérias coliformes (N/100 ml)	0	0	0	0	100%	2	2	100%
Desinfetante residual (mg/L)	0,4	0,2	0,4	---	---	2	2	100%
Alumínio (µg/L Al)	200	---	---	---	---	---	---	---
Amónio (mg/L NH ₄)	0,50	<0,02	<0,02	0	100%	1	1	100%
Número de colónias a 22 °C (N/ml)	Sem alteração anormal	0	0	---	---	1	1	100%
Número de colónias a 37 °C (N/ml)	Sem alteração anormal	4	4	---	---	1	1	100%
Condutividade (µS/cm a 20°C)	2500	1300	1300	0	100%	1	1	100%
Clostridium perfringens (N/100ml)	0	0	0	0	100%	1	1	100%
Cor (mg/L PtCo)	20	<2	<2	0	100%	1	1	100%
pH (Unidades pH)	≥6,5 e ≤9	7,5	7,5	0	100%	1	1	100%
Ferro (µg/L Fe)	200	70	70	0	100%	1	1	100%
Manganês (µg/L Mn)	50	23	23	0	100%	1	1	100%
Nitratos ² (mg/L NO ₃)	50	65	65	1	0%	1	1	100%
Nitritos (mg/L NO ₂)	0,5	---	---	---	---	---	---	---
Oxidabilidade (mg/L O ₂)	5	<1	<1	0	100%	1	1	100%
Cheiro a 25°C (Factor de diluição)	3	3	3	0	100%	1	1	100%
Sabor a 25°C (Factor de diluição)	3	<1	<1	0	100%	1	1	100%
Turvação (NTU)	4	0,65	0,65	0	100%	1	1	100%
Antimónio (µg/L Sb)	5	---	---	---	---	---	---	---
Arsénio (µg/L As)	10	---	---	---	---	---	---	---
Benzeno (µg/L)	1,0	---	---	---	---	---	---	---
Benzo(a)pireno (µg/L)	0,010	---	---	---	---	---	---	---
Boro (mg/L B)	1,0	---	---	---	---	---	---	---
Bromatos (µg/L BrO ₃)	10	---	---	---	---	---	---	---
Cádmio (µg/L Cd)	5,0	---	---	---	---	---	---	---
Cálcio (mg/L Ca)	---	120	120	---	---	1	1	100%
Chumbo (µg/L Pb)	25	<5	<5	0	100%	1	1	100%
Cianetos (µg/L CN)	50	---	---	---	---	---	---	---
Cobre (mg/L Cu)	2,0	0,01	0,01	0	100%	1	1	100%
Crómio (µg/L Cr)	50	---	---	---	---	---	---	---
1,2 - dicloroetano (µg/L)	3,0	---	---	---	---	---	---	---
Dureza total (mg/L CaCO ₃)	---	240	240	---	---	1	1	100%
Enterococos (N/100 ml)	0	0	0	0	100%	1	1	100%
Fluoretos (mg/L F)	1,5	---	---	---	---	---	---	---
Magnésio (mg/L Mg)	---	68	68	---	---	1	1	100%
Mercurio (µg/L Hg)	1	---	---	---	---	---	---	---
Níquel (µg/L Ni)	20	<5	<5	0	100%	1	1	100%
Selénio (µg/L Se)	10	---	---	---	---	---	---	---
Cloretos (mg/L Cl)	250	---	---	---	---	---	---	---
Sódio (mg/L Na)	200	---	---	---	---	---	---	---
Sulfatos (mg/L SO ₄)	250	98	98	0	100%	1	1	100%
Tetracloroetano(µg/L)	---	---	---	---	---	---	---	---
Tricloroetano(µg/L)	---	---	---	---	---	---	---	---
Hidrocarbonetos Aromáticos Policíclicos (µg/L):	0,10	---	---	---	---	---	---	---
Benzo(b)fluoranteno (µg/L)	---	---	---	---	---	---	---	---
Benzo(k)fluoranteno (µg/L)	---	---	---	---	---	---	---	---
Benzo(ghi)perileno (µg/L)	---	---	---	---	---	---	---	---
Indeno(1,2,3-cd)pireno(µg/L)	---	---	---	---	---	---	---	---
Clorofórmio(µg/L)	---	---	---	---	---	---	---	---
Bromofórmio(µg/L)	---	---	---	---	---	---	---	---
Bromodichlorometano(µg/L)	---	---	---	---	---	---	---	---
Dibromochlorometano(µg/L)	---	---	---	---	---	---	---	---
Total:					95%	28	28	100%

Freguesia de São João dos Caldeiros
Monte Palma

Informação complementar relativa à averiguação das situações de incumprimento dos VP (causas e medidas correctivas):

O Presidente da Câmara Municipal de Mértola
Jorge Paulo Colaço Rosa-

Data da publicação:
13 de Maio de 2013

	Câmara Municipal de Mértola	CONTROLO DA QUALIDADE DA ÁGUA PARA CONSUMO HUMANO NAS ZONAS DE ABASTECIMENTO¹ DO CONCELHO DE MÉRTOLA	EDITAL n.º 62/2013
--	------------------------------------	--	---------------------------

Em conformidade com o Decreto-Lei n.º 306/2007, de 27 de agosto, procedeu-se à verificação da qualidade da água da rede pública, através de análises periódicas na torneira do consumidor, segundo o Programa de Controlo da Qualidade da Água (PCQA) aprovado pela autoridade competente (ERSAR).	1º TRIMESTRE 2013 01 janeiro a 31 março
--	--

Parâmetro (unidades)	Valor Paramétrico (VP) fixado no DL 306/2007	Valores obtidos		N.º Análises superiores VP	% Cumprimento do VP	N.º Análises (PCQA)		% Análises Realizadas
		Mínimo	Máximo			Agendadas	Realizadas	
<i>Escherichia coli</i> (N/100 ml)	0	80	>100	1	50%	2	2	100%
Bactérias coliformes (N/100 ml)	0	>100	>100	1	50%	2	2	100%
Desinfetante residual (mg/L)	0,4	<0,1	<0,1	---	---	2	2	100%
Alumínio (µg/L Al)	200	720	720	1	0%	1	1	100%
Amónio (mg/L NH ₄)	0,50	0,08	0,08	0	100%	1	1	100%
Número de colónias a 22 °C (N/ml)	Sem alteração anormal	>300	>300	---	---	1	1	100%
Número de colónias a 37 °C (N/ml)	Sem alteração anormal	>300	>300	---	---	1	1	100%
Condutividade (µS/cm a 20°C)	2500	980	980	0	100%	1	1	100%
<i>Clostridium perfringens</i> (N/100ml)	0	0	0	0	100%	1	1	100%
Cor (mg/L PCo)	20	65	65	1	0%	1	1	100%
pH (Unidades pH)	≥6,5 e ≤9	6,9	6,9	0	100%	1	1	100%
Ferro (µg/L Fe)	200	200	200	0	100%	1	1	100%
Manganês (µg/L Mn)	50	50	50	0	100%	1	1	100%
Nitratos ² (mg/L NO ₃)	50	81	81	1	0%	1	1	100%
Nitritos (mg/L NO ₂)	0,5	---	---	---	---	---	---	---
Oxidabilidade (mg/L O ₂)	5	15,2	15,2	1	0%	1	1	100%
Cheiro a 25°C (Factor de diluição)	3	<1	<1	0	100%	1	1	100%
Sabor a 25°C (Factor de diluição)	3	<1	<1	0	100%	1	1	100%
Turvação (NTU)	4	25	25	1	0%	1	1	100%
Antimónio (µg/L Sb)	5	---	---	---	---	---	---	---
Arsénio (µg/L As)	10	---	---	---	---	---	---	---
Benzeno (µg/L)	1,0	---	---	---	---	---	---	---
Benzo(a)pireno (µg/L)	0,010	---	---	---	---	---	---	---
Boro (mg/L B)	1,0	---	---	---	---	---	---	---
Bromatos (µg/L BrO ₃)	10	---	---	---	---	---	---	---
Cádmio (µg/L Cd)	5,0	---	---	---	---	---	---	---
Cálcio (mg/L Ca)	---	98	98	---	---	1	1	100%
Chumbo (µg/L Pb)	25	<5	<5	0	100%	1	1	100%
Cianetos (µg/L CN)	50	---	---	---	---	---	---	---
Cobre (mg/L Cu)	2,0	<0,01	<0,01	0	100%	1	1	100%
Crómio (µg/L Cr)	50	---	---	---	---	---	---	---
1,2 - dicloroetano (µg/L)	3,0	---	---	---	---	---	---	---
Dureza total (mg/L CaCO ₃)	---	440	440	---	---	1	1	100%
Enterococos (N/100 ml)	0	0	0	0	100%	1	1	100%
Fluoretos (mg/L F)	1,5	---	---	---	---	---	---	---
Magnésio (mg/L Mg)	---	48	48	---	---	1	1	100%
Mercurio (µg/L Hg)	1	---	---	---	---	---	---	---
Níquel (µg/L Ni)	20	<5	<5	0	100%	1	1	100%
Selénio (µg/L Se)	10	---	---	---	---	---	---	---
Cloretos (mg/L Cl)	250	170	170	0	100%	1	1	100%
Sódio (mg/L Na)	200	110	110	0	100%	1	1	100%
Sulfatos (mg/L SO ₄)	250	80	80	0	100%	1	1	100%
Tetracloroetano(µg/L)	---	---	---	---	---	---	---	---
Tricloroetano(µg/L)	---	---	---	---	---	---	---	---
Hidrocarbonetos Aromáticos Policíclicos (µg/L):	0,10	---	---	---	---	---	---	---
Benzo(b)fluoranteno (µg/L)	---	---	---	---	---	---	---	---
Benzo(k)fluoranteno (µg/L)	---	---	---	---	---	---	---	---
Benzo(ghi)perileno (µg/L)	---	---	---	---	---	---	---	---
Indeno(1,2,3-cd)pireno(µg/L)	---	---	---	---	---	---	---	---
Clorofórmio(µg/L)	---	---	---	---	---	---	---	---
Bromofórmio(µg/L)	---	---	---	---	---	---	---	---
Bromodichlorometano(µg/L)	---	---	---	---	---	---	---	---
Dibromochlorometano(µg/L)	---	---	---	---	---	---	---	---
Total:					73%	31	31	100%

Freguesia de São Sebastião dos Carros
Monte Ramos

Informação complementar relativa à averiguação das situações de incumprimento dos VP (causas e medidas correctivas):

O Presidente da Câmara Municipal de Mértola Jorge Paulo Colaço Rosa-	Data da publicação: 13 de Maio de 2013
---	---

	Câmara Municipal de Mértola	CONTROLO DA QUALIDADE DA ÁGUA PARA CONSUMO HUMANO NAS ZONAS DE ABASTECIMENTO¹ DO CONCELHO DE MÉRTOLA	EDITAL n.º 62/2013
--	-----------------------------	--	---------------------------

Em conformidade com o Decreto-Lei n.º 306/2007, de 27 de agosto, procedeu-se à verificação da qualidade da água da rede pública, através de análises periódicas na torneira do consumidor, segundo o Programa de Controlo da Qualidade da Água (PCQA) aprovado pela autoridade competente (ERSAR).

1º TRIMESTRE 2013
01 janeiro a
31 março

Parâmetro (unidades)	Valor Paramétrico (VP) fixado no DL 306/2007	Valores obtidos		N.º Análises superiores VP	% Cumprimento do VP	N.º Análises (PCQA)		% Análises Realizadas
		Mínimo	Máximo			Agendadas	Realizadas	
Escherichia coli (N/100 ml)	0	0	0	0	100%	2	2	100%
Bactérias coliformes (N/100 ml)	0	0	0	0	100%	2	2	100%
Desinfetante residual (mg/L)	0,4	0,4	0,4	---	---	2	2	100%
Alumínio (µg/L Al)	200	---	---	---	---	---	---	---
Amónio (mg/L NH ₄)	0,50	<0,02	<0,02	0	100%	1	1	100%
Número de colónias a 22 °C (N/ml)	Sem alteração anormal	0	0	---	---	1	1	100%
Número de colónias a 37 °C (N/ml)	Sem alteração anormal	8	8	---	---	1	1	100%
Condutividade (µS/cm a 20°C)	2500	710	710	0	100%	1	1	100%
Clostridium perfringens (N/100ml)	0	0	0	0	100%	1	1	100%
Cor (mg/L PtCo)	20	<2	<2	0	100%	1	1	100%
pH (Unidades pH)	≥6,5 e ≤9	7,5	7,5	0	100%	1	1	100%
Ferro (µg/L Fe)	200	100	100	0	100%	1	1	100%
Manganês (µg/L Mn)	50	<15	<15	0	100%	1	1	100%
Nitratos ² (mg/L NO ₃)	50	38	38	0	100%	1	1	100%
Nitritos (mg/L NO ₂)	0,5	---	---	---	---	---	---	---
Oxidabilidade (mg/L O ₂)	5	<1	<1	0	100%	1	1	100%
Cheiro a 25°C (Factor de diluição)	3	<1	<1	0	100%	1	1	100%
Sabor a 25°C (Factor de diluição)	3	<1	<1	0	100%	1	1	100%
Turvação (NTU)	4	0,55	0,55	0	100%	1	1	100%
Antimónio (µg/L Sb)	5	---	---	---	---	---	---	---
Arsénio (µg/L As)	10	---	---	---	---	---	---	---
Benzeno (µg/L)	1,0	---	---	---	---	---	---	---
Benzo(a)pireno (µg/L)	0,010	---	---	---	---	---	---	---
Boro (mg/L B)	1,0	---	---	---	---	---	---	---
Bromatos (µg/L BrO ₃)	10	---	---	---	---	---	---	---
Cádmio (µg/L Cd)	5,0	---	---	---	---	---	---	---
Cálcio (mg/L Ca)	---	60	60	---	---	1	1	100%
Chumbo (µg/L Pb)	25	<5	<5	0	100%	1	1	100%
Cianetos (µg/L CN)	50	---	---	---	---	---	---	---
Cobre (mg/L Cu)	2,0	<0,01	<0,01	0	100%	1	1	100%
Crómio (µg/L Cr)	50	---	---	---	---	---	---	---
1,2 - dicloroetano (µg/L)	3,0	---	---	---	---	---	---	---
Dureza total (mg/L CaCO ₃)	---	280	280	---	---	1	1	100%
Enterococos (N/100 ml)	0	0	0	0	100%	1	1	100%
Fluoretos (mg/L F)	1,5	---	---	---	---	---	---	---
Magnésio (mg/L Mg)	---	31	31	---	---	1	1	100%
Mercurio (µg/L Hg)	1	---	---	---	---	---	---	---
Níquel (µg/L Ni)	20	<5	<5	0	100%	1	1	100%
Selénio (µg/L Se)	10	---	---	---	---	---	---	---
Cloretos (mg/L Cl)	250	---	---	---	---	---	---	---
Sódio (mg/L Na)	200	20	20	0	100%	1	1	100%
Sulfatos (mg/L SO ₄)	250	42	42	0	100%	1	1	100%
Tetracloroetano(µg/L)	---	---	---	---	---	---	---	---
Tricloroetano(µg/L)	---	---	---	---	---	---	---	---
Hidrocarbonetos Aromáticos Policíclicos (µg/L):	0,10	---	---	---	---	---	---	---
Benzo(b)fluoranteno (µg/L)	---	---	---	---	---	---	---	---
Benzo(k)fluoranteno (µg/L)	---	---	---	---	---	---	---	---
Benzo(ghi)perileno (µg/L)	---	---	---	---	---	---	---	---
Indeno(1,2,3-cd)pireno(µg/L)	---	---	---	---	---	---	---	---
Clorofórmio(µg/L)	---	---	---	---	---	---	---	---
Bromofórmio(µg/L)	---	---	---	---	---	---	---	---
Bromodiorometano(µg/L)	---	---	---	---	---	---	---	---
Dibromoclorometano(µg/L)	---	---	---	---	---	---	---	---
Total:					100%	29	29	100%

Freguesia de Espírito Santo
Vicentes

Informação complementar relativa à averiguação das situações de incumprimento dos VP (causas e medidas correctivas):

O Presidente da Câmara Municipal de Mértola

Jorge Paulo Colaço Rosa-

Data da publicação:
13 de Maio de 2013

Câmara Municipal de Mértola		CONTROLO DA QUALIDADE DA ÁGUA PARA CONSUMO HUMANO NAS ZONAS DE ABASTECIMENTO ¹ DO CONCELHO DE MÉRTOLA				EDITAL n.º 62/2013		
Em conformidade com o Decreto-Lei n.º 306/2007, de 27 de agosto, procedeu-se à verificação da qualidade da água da rede pública, através de análises periódicas na torneira do consumidor, segundo o Programa de Controlo da Qualidade da Água (PCQA) aprovado pela autoridade competente (ERSAR).						1º TRIMESTRE 2013 01 janeiro a 31 março		
Parâmetro (unidades)	Valor Paramétrico (VP) fixado no DL 306/2007	Valores obtidos		N.º Análises superiores VP	% Cumprimento do VP	N.º Análises (PCQA)		% Análises Realizadas
		Mínimo	Máximo			Agendadas	Realizadas	
Escherichia coli (N/100 ml)	0	0	0	0	100%	1	1	100%
Bactérias coliformes (N/100 ml)	0	0	0	0	100%	1	1	100%
Desinfetante residual (mg/L)	0,4	0,4	0,4	---	---	1	1	100%
Alumínio (µg/L Al)	200	---	---	---	---	---	---	---
Amónio (mg/L NH ₄)	0,50	---	---	---	---	---	---	---
Número de colónias a 22 °C (N/ml)	Sem alteração anormal	---	---	---	---	---	---	---
Número de colónias a 37 °C (N/ml)	Sem alteração anormal	---	---	---	---	---	---	---
Condutividade (µS/cm a 20°C)	2500	---	---	---	---	---	---	---
Clostridium perfringens (N/100ml)	0	---	---	---	---	---	---	---
Cor (mg/L PtCo)	20	---	---	---	---	---	---	---
pH (Unidades pH)	≥6,5 e ≤9	---	---	---	---	---	---	---
Ferro (µg/L Fe)	200	---	---	---	---	---	---	---
Manganês (µg/L Mn)	50	---	---	---	---	---	---	---
Nitratos ² (mg/L NO ₃)	50	---	---	---	---	---	---	---
Nitritos (mg/L NO ₂)	0,5	---	---	---	---	---	---	---
Oxidabilidade (mg/L O ₂)	5	---	---	---	---	---	---	---
Cheiro a 25°C (Factor de diluição)	3	---	---	---	---	---	---	---
Sabor a 25°C (Factor de diluição)	3	---	---	---	---	---	---	---
Turvação (NTU)	4	---	---	---	---	---	---	---
Antimónio (µg/L Sb)	5	---	---	---	---	---	---	---
Arsénio (µg/L As)	10	---	---	---	---	---	---	---
Benzeno (µg/L)	1,0	---	---	---	---	---	---	---
Benzo(a)pireno (µg/L)	0,010	---	---	---	---	---	---	---
Boro (mg/L B)	1,0	---	---	---	---	---	---	---
Bromatos (µg/L BrO ₃)	10	---	---	---	---	---	---	---
Cádmio (µg/L Cd)	5,0	---	---	---	---	---	---	---
Cálcio (mg/L Ca)	---	---	---	---	---	---	---	---
Chumbo (µg/L Pb)	25	---	---	---	---	---	---	---
Cianetos (µg/L CN)	50	---	---	---	---	---	---	---
Cobre (mg/L Cu)	2,0	---	---	---	---	---	---	---
Crómio (µg/L Cr)	50	---	---	---	---	---	---	---
1,2 - dicloroetano (µg/L)	3,0	---	---	---	---	---	---	---
Dureza total (mg/L CaCO ₃)	---	---	---	---	---	---	---	---
Enterococos (N/100 ml)	0	---	---	---	---	---	---	---
Fluoretos (mg/L F)	1,5	---	---	---	---	---	---	---
Magnésio (mg/L Mg)	---	---	---	---	---	---	---	---
Mercurio (µg/L Hg)	1	---	---	---	---	---	---	---
Níquel (µg/L Ni)	20	---	---	---	---	---	---	---
Selénio (µg/L Se)	10	---	---	---	---	---	---	---
Cloretos (mg/L Cl)	250	---	---	---	---	---	---	---
Sódio (mg/L Na)	200	---	---	---	---	---	---	---
Sulfatos (mg/L SO ₄)	250	---	---	---	---	---	---	---
Tetracloroetano(µg/L)	---	---	---	---	---	---	---	---
Tricloroetano(µg/L)	---	---	---	---	---	---	---	---
Hidrocarbonetos Aromáticos Policíclicos (µg/L):	0,10	---	---	---	---	---	---	---
Benzo(b)fluoranteno (µg/L)	---	---	---	---	---	---	---	---
Benzo(k)fluoranteno (µg/L)	---	---	---	---	---	---	---	---
Benzo(ghi)perileno (µg/L)	---	---	---	---	---	---	---	---
Indeno(1,2,3-cd)pireno(µg/L)	---	---	---	---	---	---	---	---
Clorofórmio(µg/L)	---	---	---	---	---	---	---	---
Bromofórmio(µg/L)	---	---	---	---	---	---	---	---
Bromodichlorometano(µg/L)	---	---	---	---	---	---	---	---
Dibromoclorometano(µg/L)	---	---	---	---	---	---	---	---
Total:					100%	3	3	100%
Freguesia de Alcaria Ruiva Monte Viegas								
Informação complementar relativa à averiguação das situações de incumprimento dos VP (causas e medidas correctivas):								
O Presidente da Câmara Municipal de Mértola Jorge Paulo Colaço Rosa-						Data da publicação: 13 de Maio de 2013		

Câmara Municipal de Mértola		CONTROLO DA QUALIDADE DA ÁGUA PARA CONSUMO HUMANO NAS ZONAS DE ABASTECIMENTO ¹ DO CONCELHO DE MÉRTOLA				EDITAL n.º 62/2013		
Em conformidade com o Decreto-Lei n.º 306/2007, de 27 de agosto, procedeu-se à verificação da qualidade da água da rede pública, através de análises periódicas na torneira do consumidor, segundo o Programa de Controlo da Qualidade da Água (PCQA) aprovado pela autoridade competente (ERSAR).						1º TRIMESTRE 2013 01 janeiro a 31 março		
Parâmetro (unidades)	Valor Paramétrico (VP) fixado no DL 306/2007	Valores obtidos		N.º Análises superiores VP	% Cumprimento do VP	N.º Análises (PCQA)		% Análises Realizadas
		Mínimo	Máximo			Agendadas	Realizadas	
Escherichia coli (N/100 ml)	0	0	0	0	100%	1	1	100%
Bactérias coliformes (N/100 ml)	0	0	0	0	100%	1	1	100%
Desinfetante residual (mg/L)	0,4	0,9	0,9	---	---	1	1	100%
Alumínio (µg/L Al)	200	---	---	---	---	---	---	---
Amónio (mg/L NH ₄)	0,50	---	---	---	---	---	---	---
Número de colónias a 22 °C (N/ml)	Sem alteração anormal	---	---	---	---	---	---	---
Número de colónias a 37 °C (N/ml)	Sem alteração anormal	---	---	---	---	---	---	---
Condutividade (µS/cm a 20°C)	2500	---	---	---	---	---	---	---
Clostridium perfringens (N/100ml)	0	---	---	---	---	---	---	---
Cor (mg/L PtCo)	20	---	---	---	---	---	---	---
pH (Unidades pH)	≥6,5 e ≤9	---	---	---	---	---	---	---
Ferro (µg/L Fe)	200	---	---	---	---	---	---	---
Manganês (µg/L Mn)	50	---	---	---	---	---	---	---
Nitratos ² (mg/L NO ₃)	50	---	---	---	---	---	---	---
Nitritos (mg/L NO ₂)	0,5	---	---	---	---	---	---	---
Oxidabilidade (mg/L O ₂)	5	---	---	---	---	---	---	---
Cheiro a 25°C (Factor de diluição)	3	---	---	---	---	---	---	---
Sabor a 25°C (Factor de diluição)	3	---	---	---	---	---	---	---
Turvação (NTU)	4	---	---	---	---	---	---	---
Antimónio (µg/L Sb)	5	---	---	---	---	---	---	---
Arsénio (µg/L As)	10	---	---	---	---	---	---	---
Benzeno (µg/L)	1,0	---	---	---	---	---	---	---
Benzo(a)pireno (µg/L)	0,010	---	---	---	---	---	---	---
Boro (mg/L B)	1,0	---	---	---	---	---	---	---
Bromatos (µg/L BrO ₃)	10	---	---	---	---	---	---	---
Cádmio (µg/L Cd)	5,0	---	---	---	---	---	---	---
Cálcio (mg/L Ca)	---	---	---	---	---	---	---	---
Chumbo (µg/L Pb)	25	---	---	---	---	---	---	---
Cianetos (µg/L CN)	50	---	---	---	---	---	---	---
Cobre (mg/L Cu)	2,0	---	---	---	---	---	---	---
Crómio (µg/L Cr)	50	---	---	---	---	---	---	---
1,2 - dicloroetano (µg/L)	3,0	---	---	---	---	---	---	---
Dureza total (mg/L CaCO ₃)	---	---	---	---	---	---	---	---
Enterococos (N/100 ml)	0	---	---	---	---	---	---	---
Fluoretos (mg/L F)	1,5	---	---	---	---	---	---	---
Magnésio (mg/L Mg)	---	---	---	---	---	---	---	---
Mercurio (µg/L Hg)	1	---	---	---	---	---	---	---
Níquel (µg/L Ni)	20	---	---	---	---	---	---	---
Selénio (µg/L Se)	10	---	---	---	---	---	---	---
Cloretos (mg/L Cl)	250	---	---	---	---	---	---	---
Sódio (mg/L Na)	200	---	---	---	---	---	---	---
Sulfatos (mg/L SO ₄)	250	---	---	---	---	---	---	---
Tetracloroetano(µg/L)	---	---	---	---	---	---	---	---
Tricloroetano(µg/L)	---	---	---	---	---	---	---	---
Hidrocarbonetos Aromáticos Policíclicos (µg/L):	0,10	---	---	---	---	---	---	---
Benzo(b)fluoranteno (µg/L)	---	---	---	---	---	---	---	---
Benzo(k)fluoranteno (µg/L)	---	---	---	---	---	---	---	---
Benzo(ghi)perileno (µg/L)	---	---	---	---	---	---	---	---
Indeno(1,2,3-cd)pireno(µg/L)	---	---	---	---	---	---	---	---
Clorofórmio(µg/L)	---	---	---	---	---	---	---	---
Bromofórmio(µg/L)	---	---	---	---	---	---	---	---
Bromodichlorometano(µg/L)	---	---	---	---	---	---	---	---
Dibromoclorometano(µg/L)	---	---	---	---	---	---	---	---
Total:					100%	3	3	100%
Freguesia de São Miguel do Pinheiro Monte Santana								
Informação complementar relativa à averiguação das situações de incumprimento dos VP (causas e medidas correctivas):								
O Presidente da Câmara Municipal de Mértola Jorge Paulo Colaço Rosa-						Data da publicação: 13 de Maio de 2013		

	Câmara Municipal de Mértola	CONTROLO DA QUALIDADE DA ÁGUA PARA CONSUMO HUMANO NAS ZONAS DE ABASTECIMENTO¹ DO CONCELHO DE MÉRTOLA	EDITAL n.º 62/2013
--	------------------------------------	--	---------------------------

Em conformidade com o Decreto-Lei n.º 306/2007, de 27 de agosto, procedeu-se à verificação da qualidade da água da rede pública, através de análises periódicas na torneira do consumidor, segundo o Programa de Controlo da Qualidade da Água (PCQA) aprovado pela autoridade competente (ERSAR).	1º TRIMESTRE 2013 01 janeiro a 31 março
--	--

Parâmetro (unidades)	Valor Paramétrico (VP) fixado no DL 306/2007	Valores obtidos		N.º Análises superiores VP	% Cumprimento do VP	N.º Análises (PCQA)		% Análises Realizadas
		Mínimo	Máximo			Agendadas	Realizadas	
<i>Escherichia coli</i> (N/100 ml)	0	0	0	0	100%	2	2	100%
Bactérias coliformes (N/100 ml)	0	0	0	0	100%	2	2	100%
Desinfetante residual (mg/L)	0,4	0,4	0,4	---	---	2	2	100%
Alumínio (µg/L Al)	200	---	---	---	---	---	---	---
Amónio (mg/L NH ₄)	0,50	<0,02	<0,02	0	100%	1	1	100%
Número de colónias a 22 °C (N/ml)	Sem alteração anormal	5	5	---	---	1	1	100%
Número de colónias a 37 °C (N/ml)	Sem alteração anormal	3	3	---	---	1	1	100%
Condutividade (µS/cm a 20°C)	2500	690	690	0	100%	1	1	100%
<i>Clostridium perfringens</i> (N/100ml)	0	0	0	0	100%	1	1	100%
Cor (mg/L PtCo)	20	<2	<2	0	100%	1	1	100%
pH (Unidades pH)	≥6,5 e ≤9	7,7	7,7	0	100%	1	1	100%
Ferro (µg/L Fe)	200	<50	<50	0	100%	1	1	100%
Manganês (µg/L Mn)	50	<15	<15	0	100%	1	1	100%
Nitratos ² (mg/L NO ₃)	50	17	17	0	100%	1	1	100%
Nitritos (mg/L NO ₂)	0,5	---	---	---	---	---	---	---
Oxidabilidade (mg/L O ₂)	5	<1	<1	0	100%	1	1	100%
Cheiro a 25°C (Factor de diluição)	3	<1	<1	0	100%	1	1	100%
Sabor a 25°C (Factor de diluição)	3	<1	<1	0	100%	1	1	100%
Turvação (NTU)	4	1,2	1,2	0	100%	1	1	100%
Antimónio (µg/L Sb)	5	---	---	---	---	---	---	---
Arsénio (µg/L As)	10	---	---	---	---	---	---	---
Benzeno (µg/L)	1,0	---	---	---	---	---	---	---
Benzo(a)pireno (µg/L)	0,010	---	---	---	---	---	---	---
Boro (mg/L B)	1,0	---	---	---	---	---	---	---
Bromatos (µg/L BrO ₃)	10	---	---	---	---	---	---	---
Cádmio (µg/L Cd)	5,0	---	---	---	---	---	---	---
Cálcio (mg/L Ca)	---	73	73	---	---	1	1	100%
Chumbo (µg/L Pb)	25	<5	<5	0	100%	1	1	100%
Cianetos (µg/L CN)	50	---	---	---	---	---	---	---
Cobre (mg/L Cu)	2,0	<0,01	<0,01	0	100%	1	1	100%
Crómio (µg/L Cr)	50	---	---	---	---	---	---	---
1,2 - dicloroetano (µg/L)	3,0	---	---	---	---	---	---	---
Dureza total (mg/L CaCO ₃)	---	300	300	---	---	1	1	100%
Enterococos (N/100 ml)	0	0	0	0	100%	1	1	100%
Fluoretos (mg/L F)	1,5	---	---	---	---	---	---	---
Magnésio (mg/L Mg)	---	28	28	---	---	1	1	100%
Mercurio (µg/L Hg)	1	---	---	---	---	---	---	---
Níquel (µg/L Ni)	20	<5	<5	0	100%	1	1	100%
Selénio (µg/L Se)	10	---	---	---	---	---	---	---
Cloretos (mg/L Cl)	250	---	---	---	---	---	---	---
Sódio (mg/L Na)	200	---	---	---	---	---	---	---
Sulfatos (mg/L SO ₄)	250	28	28	0	100%	1	1	100%
Tetracloroetano(µg/L)	---	---	---	---	---	---	---	---
Tricloroetano(µg/L)	---	---	---	---	---	---	---	---
Hidrocarbonetos Aromáticos Policíclicos (µg/L):	0,10	---	---	---	---	---	---	---
Benzo(b)fluoranteno (µg/L)	---	---	---	---	---	---	---	---
Benzo(k)fluoranteno (µg/L)	---	---	---	---	---	---	---	---
Benzo(ghi)perileno (µg/L)	---	---	---	---	---	---	---	---
Indeno(1,2,3-cd)pireno(µg/L)	---	---	---	---	---	---	---	---
Clorofórmio(µg/L)	---	---	---	---	---	---	---	---
Bromofórmio(µg/L)	---	---	---	---	---	---	---	---
Bromodlorometano(µg/L)	---	---	---	---	---	---	---	---
Dibromoclorometano(µg/L)	---	---	---	---	---	---	---	---
Total:					100%	28	28	100%

Freguesia de Mértola
Morena

Informação complementar relativa à averiguação das situações de incumprimento dos VP (causas e medidas correctivas):

O Presidente da Câmara Municipal de Mértola
Jorge Paulo Colaço Rosa-

Data da publicação:
13 de Maio de 2013

Câmara Municipal de Mértola		CONTROLO DA QUALIDADE DA ÁGUA PARA CONSUMO HUMANO NAS ZONAS DE ABASTECIMENTO ¹ DO CONCELHO DE MÉRTOLA				EDITAL n.º 62/2013		
Em conformidade com o Decreto-Lei n.º 306/2007, de 27 de agosto, procedeu-se à verificação da qualidade da água da rede pública, através de análises periódicas na torneira do consumidor, segundo o Programa de Controlo da Qualidade da Água (PCQA) aprovado pela autoridade competente (ERSAR).						1º TRIMESTRE 2013 01 janeiro a 31 março		
Parâmetro (unidades)	Valor Paramétrico (VP) fixado no DL 306/2007	Valores obtidos		N.º Análises superiores VP	% Cumprimento do VP	N.º Análises (PCQA)		% Análises Realizadas
		Mínimo	Máximo			Agendadas	Realizadas	
Escherichia coli (N/100 ml)	0	0	0	0	100%	1	1	100%
Bactérias coliformes (N/100 ml)	0	0	0	0	100%	1	1	100%
Desinfetante residual (mg/L)	0,4	>1,5	>1,5	---	---	1	1	100%
Alumínio (µg/L Al)	200	---	---	---	---	---	---	---
Amónio (mg/L NH ₄)	0,50	---	---	---	---	---	---	---
Número de colónias a 22 °C (N/ml)	Sem alteração anormal	---	---	---	---	---	---	---
Número de colónias a 37 °C (N/ml)	Sem alteração anormal	---	---	---	---	---	---	---
Condutividade (µS/cm a 20°C)	2500	---	---	---	---	---	---	---
Clostridium perfringens (N/100ml)	0	---	---	---	---	---	---	---
Cor (mg/L PtCo)	20	---	---	---	---	---	---	---
pH (Unidades pH)	≥6,5 e ≤9	---	---	---	---	---	---	---
Ferro (µg/L Fe)	200	---	---	---	---	---	---	---
Manganês (µg/L Mn)	50	---	---	---	---	---	---	---
Nitratos ² (mg/L NO ₃)	50	---	---	---	---	---	---	---
Nitritos (mg/L NO ₂)	0,5	---	---	---	---	---	---	---
Oxidabilidade (mg/L O ₂)	5	---	---	---	---	---	---	---
Cheiro a 25°C (Factor de diluição)	3	---	---	---	---	---	---	---
Sabor a 25°C (Factor de diluição)	3	---	---	---	---	---	---	---
Turvação (NTU)	4	---	---	---	---	---	---	---
Antimónio (µg/L Sb)	5	---	---	---	---	---	---	---
Arsénio (µg/L As)	10	---	---	---	---	---	---	---
Benzeno (µg/L)	1,0	---	---	---	---	---	---	---
Benzo(a)pireno (µg/L)	0,010	---	---	---	---	---	---	---
Boro (mg/L B)	1,0	---	---	---	---	---	---	---
Bromatos (µg/L BrO ₃)	10	---	---	---	---	---	---	---
Cádmio (µg/L Cd)	5,0	---	---	---	---	---	---	---
Cálcio (mg/L Ca)	---	---	---	---	---	---	---	---
Chumbo (µg/L Pb)	25	---	---	---	---	---	---	---
Cianetos (µg/L CN)	50	---	---	---	---	---	---	---
Cobre (mg/L Cu)	2,0	---	---	---	---	---	---	---
Crómio (µg/L Cr)	50	---	---	---	---	---	---	---
1,2 - dicloroetano (µg/L)	3,0	---	---	---	---	---	---	---
Dureza total (mg/L CaCO ₃)	---	---	---	---	---	---	---	---
Enterococos (N/100 ml)	0	---	---	---	---	---	---	---
Fluoretos (mg/L F)	1,5	---	---	---	---	---	---	---
Magnésio (mg/L Mg)	---	---	---	---	---	---	---	---
Mercurio (µg/L Hg)	1	---	---	---	---	---	---	---
Níquel (µg/L Ni)	20	---	---	---	---	---	---	---
Selénio (µg/L Se)	10	---	---	---	---	---	---	---
Cloretos (mg/L Cl)	250	---	---	---	---	---	---	---
Sódio (mg/L Na)	200	---	---	---	---	---	---	---
Sulfatos (mg/L SO ₄)	250	---	---	---	---	---	---	---
Tetracloroetano(µg/L)	---	---	---	---	---	---	---	---
Tricloroetano(µg/L)	---	---	---	---	---	---	---	---
Hidrocarbonetos Aromáticos Policíclicos (µg/L):	0,10	---	---	---	---	---	---	---
Benzo(b)fluoranteno (µg/L)	---	---	---	---	---	---	---	---
Benzo(k)fluoranteno (µg/L)	---	---	---	---	---	---	---	---
Benzo(ghi)perileno (µg/L)	---	---	---	---	---	---	---	---
Indeno(1,2,3-cd)pireno(µg/L)	---	---	---	---	---	---	---	---
Clorofórmio(µg/L)	---	---	---	---	---	---	---	---
Bromofórmio(µg/L)	---	---	---	---	---	---	---	---
Bromodichlorometano(µg/L)	---	---	---	---	---	---	---	---
Dibromoclorometano(µg/L)	---	---	---	---	---	---	---	---
Total:					100%	3	3	100%
Freguesia de Mértola Mosteiro								
Informação complementar relativa à averiguação das situações de incumprimento dos VP (causas e medidas correctivas):								
O Presidente da Câmara Municipal de Mértola						Data da publicação:		
Jorge Paulo Colaço Rosa-						13 de Maio de 2013		

	Câmara Municipal de Mértola	CONTROLO DA QUALIDADE DA ÁGUA PARA CONSUMO HUMANO NAS ZONAS DE ABASTECIMENTO¹ DO CONCELHO DE MÉRTOLA	EDITAL n.º 62/2013
--	-----------------------------	--	---------------------------

Em conformidade com o Decreto-Lei n.º 306/2007, de 27 de agosto, procedeu-se à verificação da qualidade da água da rede pública, através de análises periódicas na torneira do consumidor, segundo o Programa de Controlo da Qualidade da Água (PCQA) aprovado pela autoridade competente (ERSAR).	1º TRIMESTRE 2013 01 janeiro a 31 março
--	--

Parâmetro (unidades)	Valor Paramétrico (VP) fixado no DL 306/2007	Valores obtidos		N.º Análises superiores VP	% Cumprimento do VP	N.º Análises (PCQA)		% Análises Realizadas
		Mínimo	Máximo			Agendadas	Realizadas	
Escherichia coli (N/100 ml)	0	0	0	0	100%	2	2	100%
Bactérias coliformes (N/100 ml)	0	0	0	0	100%	2	2	100%
Desinfetante residual (mg/L)	0,4	0,3	0,4	---	---	2	2	100%
Alumínio (µg/L Al)	200	---	---	---	---	---	---	---
Amónio (mg/L NH ₄)	0,50	0,02	0,02	0	100%	1	1	100%
Número de colónias a 22 °C (N/ml)	Sem alteração anormal	>300	>300	---	---	1	1	100%
Número de colónias a 37 °C (N/ml)	Sem alteração anormal	13	13	---	---	1	1	100%
Condutividade (µS/cm a 20°C)	2500	810	810	0	100%	1	1	100%
Clostridium perfringens (N/100ml)	0	0	0	0	100%	1	1	100%
Cor (mg/L PtCo)	20	<2	<2	0	100%	1	1	100%
pH (Unidades pH)	≥6,5 e ≤9	7,6	7,6	0	100%	1	1	100%
Ferro (µg/L Fe)	200	270	270	1	0%	1	1	100%
Manganês (µg/L Mn)	50	74	74	1	0%	1	1	100%
Nitratos ² (mg/L NO ₃)	50	<10	<10	0	100%	1	1	100%
Nitritos (mg/L NO ₂)	0,5	---	---	---	---	---	---	---
Oxidabilidade (mg/L O ₂)	5	<1	<1	0	100%	1	1	100%
Cheiro a 25°C (Factor de diluição)	3	<1	<1	0	100%	1	1	100%
Sabor a 25°C (Factor de diluição)	3	<1	<1	0	100%	1	1	100%
Turvação (NTU)	4	12	12	1	0%	1	1	100%
Antimónio (µg/L Sb)	5	---	---	---	---	---	---	---
Arsénio (µg/L As)	10	---	---	---	---	---	---	---
Benzeno (µg/L)	1,0	---	---	---	---	---	---	---
Benzo(a)pireno (µg/L)	0,010	---	---	---	---	---	---	---
Boro (mg/L B)	1,0	---	---	---	---	---	---	---
Bromatos (µg/L BrO ₃)	10	---	---	---	---	---	---	---
Cádmio (µg/L Cd)	5,0	---	---	---	---	---	---	---
Cálcio (mg/L Ca)	---	59	59	---	---	1	1	100%
Chumbo (µg/L Pb)	25	<5	<5	0	100%	1	1	100%
Cianetos (µg/L CN)	50	---	---	---	---	---	---	---
Cobre (mg/L Cu)	2,0	<0,01	<0,01	0	100%	1	1	100%
Crómio (µg/L Cr)	50	---	---	---	---	---	---	---
1,2 - dicloroetano (µg/L)	3,0	---	---	---	---	---	---	---
Dureza total (mg/L CaCO ₃)	---	410	410	---	---	1	1	100%
Enterococos (N/100 ml)	0	0	0	0	100%	1	1	100%
Fluoretos (mg/L F)	1,5	---	---	---	---	---	---	---
Magnésio (mg/L Mg)	---	63	63	---	---	1	1	100%
Mercurio (µg/L Hg)	1	---	---	---	---	---	---	---
Níquel (µg/L Ni)	20	<5	<5	0	100%	1	1	100%
Selénio (µg/L Se)	10	---	---	---	---	---	---	---
Cloretos (mg/L Cl)	250	---	---	---	---	---	---	---
Sódio (mg/L Na)	200	---	---	---	---	---	---	---
Sulfatos (mg/L SO ₄)	250	38	38	0	100%	1	1	100%
Tetracloroetano(µg/L)	---	---	---	---	---	---	---	---
Tricloroetano(µg/L)	---	---	---	---	---	---	---	---
Hidrocarbonetos Aromáticos Policíclicos (µg/L):	0,10	---	---	---	---	---	---	---
Benzo(b)fluoranteno (µg/L)	---	---	---	---	---	---	---	---
Benzo(k)fluoranteno (µg/L)	---	---	---	---	---	---	---	---
Benzo(ghi)perileno (µg/L)	---	---	---	---	---	---	---	---
Indeno(1,2,3-cd)pireno(µg/L)	---	---	---	---	---	---	---	---
Clorofórmio(µg/L)	---	---	---	---	---	---	---	---
Bromofórmio(µg/L)	---	---	---	---	---	---	---	---
Bromodlorometano(µg/L)	---	---	---	---	---	---	---	---
Dibromoclorometano(µg/L)	---	---	---	---	---	---	---	---
Total:					84%	28	28	100%

Freguesia de São Miguel do Pinheiro
Murteira

Informação complementar relativa à averiguação das situações de incumprimento dos VP (causas e medidas correctivas):

O Presidente da Câmara Municipal de Mértola

Jorge Paulo Colaço Rosa-

Data da publicação:
13 de Maio de 2013

	Câmara Municipal de Mértola	CONTROLO DA QUALIDADE DA ÁGUA PARA CONSUMO HUMANO NAS ZONAS DE ABASTECIMENTO¹ DO CONCELHO DE MÉRTOLA	EDITAL n.º 62/2013
--	------------------------------------	--	---------------------------

Em conformidade com o Decreto-Lei n.º 306/2007, de 27 de agosto, procedeu-se à verificação da qualidade da água da rede pública, através de análises periódicas na torneira do consumidor, segundo o Programa de Controlo da Qualidade da Água (PCQA) aprovado pela autoridade competente (ERSAR).	1º TRIMESTRE 2013 01 janeiro a 31 março
--	--

Parâmetro (unidades)	Valor Paramétrico (VP) fixado no DL 306/2007	Valores obtidos		N.º Análises superiores VP	% Cumprimento do VP	N.º Análises (PCQA)		% Análises Realizadas
		Mínimo	Máximo			Agendadas	Realizadas	
Escherichia coli (N/100 ml)	0	0	0	0	100%	2	2	100%
Bactérias coliformes (N/100 ml)	0	0	0	0	100%	2	2	100%
Desinfetante residual (mg/L)	0,4	0,3	0,4	---	---	2	2	100%
Alumínio (µg/L Al)	200	---	---	---	---	---	---	---
Amónio (mg/L NH ₄)	0,50	<0,02	<0,02	0	100%	1	1	100%
Número de colónias a 22 °C (N/ml)	Sem alteração anormal	31	31	---	---	1	1	100%
Número de colónias a 37 °C (N/ml)	Sem alteração anormal	180	180	---	---	1	1	100%
Condutividade (µS/cm a 20°C)	2500	660	660	0	100%	1	1	100%
Clostridium perfringens (N/100ml)	0	0	0	0	100%	1	1	100%
Cor (mg/L PtCo)	20	<2	<2	0	100%	1	1	100%
pH (Unidades pH)	≥6,5 e ≤9	7,5	7,5	0	100%	1	1	100%
Ferro (µg/L Fe)	200	200	200	0	100%	1	1	100%
Manganês (µg/L Mn)	50	<15	<15	0	100%	1	1	100%
Nitratos ² (mg/L NO ₃)	50	19	19	0	100%	1	1	100%
Nitritos (mg/L NO ₂)	0,5	---	---	---	---	---	---	---
Oxidabilidade (mg/L O ₂)	5	<1	<1	0	100%	1	1	100%
Cheiro a 25°C (Factor de diluição)	3	<1	<1	0	100%	1	1	100%
Sabor a 25°C (Factor de diluição)	3	<1	<1	0	100%	1	1	100%
Turvação (NTU)	4	0,9	0,9	0	100%	1	1	100%
Antimónio (µg/L Sb)	5	---	---	---	---	---	---	---
Arsénio (µg/L As)	10	---	---	---	---	---	---	---
Benzeno (µg/L)	1,0	---	---	---	---	---	---	---
Benzo(a)pireno (µg/L)	0,010	---	---	---	---	---	---	---
Boro (mg/L B)	1,0	---	---	---	---	---	---	---
Bromatos (µg/L BrO ₃)	10	---	---	---	---	---	---	---
Cádmio (µg/L Cd)	5,0	---	---	---	---	---	---	---
Cálcio (mg/L Ca)	---	62	62	---	---	1	1	100%
Chumbo (µg/L Pb)	25	<5	<5	0	100%	1	1	100%
Cianetos (µg/L CN)	50	---	---	---	---	---	---	---
Cobre (mg/L Cu)	2,0	0,01	0,01	0	100%	1	1	100%
Crómio (µg/L Cr)	50	---	---	---	---	---	---	---
1,2 - dicloroetano (µg/L)	3,0	---	---	---	---	---	---	---
Dureza total (mg/L CaCO ₃)	---	260	260	---	---	1	1	100%
Enterococos (N/100 ml)	0	0	0	0	100%	1	1	100%
Fluoretos (mg/L F)	1,5	---	---	---	---	---	---	---
Magnésio (mg/L Mg)	---	26	26	---	---	1	1	100%
Mercurio (µg/L Hg)	1	---	---	---	---	---	---	---
Níquel (µg/L Ni)	20	<5	<5	0	100%	1	1	100%
Selénio (µg/L Se)	10	---	---	---	---	---	---	---
Cloretos (mg/L Cl)	250	---	---	---	---	---	---	---
Sódio (mg/L Na)	200	---	---	---	---	---	---	---
Sulfatos (mg/L SO ₄)	250	33	33	0	100%	1	1	100%
Tetracloroetano(µg/L)	---	---	---	---	---	---	---	---
Tricloroetano(µg/L)	---	---	---	---	---	---	---	---
Hidrocarbonetos Aromáticos Policíclicos (µg/L):	0,10	---	---	---	---	---	---	---
Benzo(b)fluoranteno (µg/L)	---	---	---	---	---	---	---	---
Benzo(k)fluoranteno (µg/L)	---	---	---	---	---	---	---	---
Benzo(ghi)perileno (µg/L)	---	---	---	---	---	---	---	---
Indeno(1,2,3-cd)pireno(µg/L)	---	---	---	---	---	---	---	---
Clorofórmio(µg/L)	---	---	---	---	---	---	---	---
Bromofórmio(µg/L)	---	---	---	---	---	---	---	---
Bromodichlorometano(µg/L)	---	---	---	---	---	---	---	---
Dibromochlorometano(µg/L)	---	---	---	---	---	---	---	---
Total:					100%	28	28	100%

**Freguesia de Mértola
Namorados**

Informação complementar relativa à averiguação das situações de incumprimento dos VP (causas e medidas correctivas):

O Presidente da Câmara Municipal de Mértola Jorge Paulo Colaço Rosa-	Data da publicação: 13 de Maio de 2013
---	---



Câmara Municipal de Mértola

**CONTROLO DA QUALIDADE DA ÁGUA PARA CONSUMO HUMANO
NAS ZONAS DE ABASTECIMENTO¹ DO CONCELHO DE MÉRTOLA**

EDITAL n.º 62/2013

Em conformidade com o Decreto-Lei n.º 306/2007, de 27 de agosto, procedeu-se à verificação da qualidade da água da rede pública, através de análises periódicas na torneira do consumidor, segundo o Programa de Controlo da Qualidade da Água (PCQA) aprovado pela autoridade competente (ERSAR).

1º TRIMESTRE 2013
01 janeiro a
31 março

Parâmetro (unidades)	Valor Paramétrico (VP) fixado no DL 306/2007	Valores obtidos		N.º Análises superiores VP	% Cumprimento do VP	N.º Análises (PCQA)		% Análises Realizadas
		Mínimo	Máximo			Agendadas	Realizadas	
Escherichia coli (N/100 ml)	0	0	0	0	100%	1	1	100%
Bactérias coliformes (N/100 ml)	0	0	0	0	100%	1	1	100%
Desinfetante residual (mg/L)	0,4	0,7	0,7	---	---	1	1	100%
Alumínio (µg/L Al)	200	---	---	---	---	---	---	---
Amónio (mg/L NH ₄)	0,50	---	---	---	---	---	---	---
Número de colónias a 22 °C (N/ml)	Sem alteração anormal	---	---	---	---	---	---	---
Número de colónias a 37 °C (N/ml)	Sem alteração anormal	---	---	---	---	---	---	---
Condutividade (µS/cm a 20°C)	2500	---	---	---	---	---	---	---
Clostridium perfringens (N/100ml)	0	---	---	---	---	---	---	---
Cor (mg/L PtCo)	20	---	---	---	---	---	---	---
pH (Unidades pH)	≥6,5 e ≤9	---	---	---	---	---	---	---
Ferro (µg/L Fe)	200	---	---	---	---	---	---	---
Manganês (µg/L Mn)	50	---	---	---	---	---	---	---
Nitratos ² (mg/L NO ₃)	50	---	---	---	---	---	---	---
Nitritos (mg/L NO ₂)	0,5	---	---	---	---	---	---	---
Oxidabilidade (mg/L O ₂)	5	---	---	---	---	---	---	---
Cheiro a 25°C (Factor de diluição)	3	---	---	---	---	---	---	---
Sabor a 25°C (Factor de diluição)	3	---	---	---	---	---	---	---
Turvação (NTU)	4	---	---	---	---	---	---	---
Antimónio (µg/L Sb)	5	---	---	---	---	---	---	---
Arsénio (µg/L As)	10	---	---	---	---	---	---	---
Benzeno (µg/L)	1,0	---	---	---	---	---	---	---
Benzo(a)pireno (µg/L)	0,010	---	---	---	---	---	---	---
Boro (mg/L B)	1,0	---	---	---	---	---	---	---
Bromatos (µg/L BrO ₃)	10	---	---	---	---	---	---	---
Cádmio (µg/L Cd)	5,0	---	---	---	---	---	---	---
Cálcio (mg/L Ca)	---	---	---	---	---	---	---	---
Chumbo (µg/L Pb)	25	---	---	---	---	---	---	---
Cianetos (µg/L CN)	50	---	---	---	---	---	---	---
Cobre (mg/L Cu)	2,0	---	---	---	---	---	---	---
Crómio (µg/L Cr)	50	---	---	---	---	---	---	---
1,2 - dicloroetano (µg/L)	3,0	---	---	---	---	---	---	---
Dureza total (mg/L CaCO ₃)	---	---	---	---	---	---	---	---
Enterococos (N/100 ml)	0	---	---	---	---	---	---	---
Fluoretos (mg/L F)	1,5	---	---	---	---	---	---	---
Magnésio (mg/L Mg)	---	---	---	---	---	---	---	---
Mercurio (µg/L Hg)	1	---	---	---	---	---	---	---
Níquel (µg/L Ni)	20	---	---	---	---	---	---	---
Selénio (µg/L Se)	10	---	---	---	---	---	---	---
Cloretos (mg/L Cl)	250	---	---	---	---	---	---	---
Sódio (mg/L Na)	200	---	---	---	---	---	---	---
Sulfatos (mg/L SO ₄)	250	---	---	---	---	---	---	---
Tetracloroetano(µg/L)	---	---	---	---	---	---	---	---
Tricloroetano(µg/L)	---	---	---	---	---	---	---	---
Hidrocarbonetos Aromáticos Policíclicos (µg/L):	0,10	---	---	---	---	---	---	---
Benzo(b)fluoranteno (µg/L)	---	---	---	---	---	---	---	---
Benzo(k)fluoranteno (µg/L)	---	---	---	---	---	---	---	---
Benzo(ghi)perileno (µg/L)	---	---	---	---	---	---	---	---
Indeno(1,2,3-cd)pireno(µg/L)	---	---	---	---	---	---	---	---
Clorofórmio(µg/L)	---	---	---	---	---	---	---	---
Bromofórmio(µg/L)	---	---	---	---	---	---	---	---
Bromodichlorometano(µg/L)	---	---	---	---	---	---	---	---
Dibromoclorometano(µg/L)	---	---	---	---	---	---	---	---
Total:					100%	3	3	100%

Freguesia de Alcaria Ruiva
Navarro

Informação complementar relativa à averiguação das situações de incumprimento dos VP (causas e medidas correctivas):

O Presidente da Câmara Municipal de Mértola

Jorge Paulo Colaço Rosa-

Data da publicação:
13 de Maio de 2013

	Câmara Municipal de Mértola	CONTROLO DA QUALIDADE DA ÁGUA PARA CONSUMO HUMANO NAS ZONAS DE ABASTECIMENTO¹ DO CONCELHO DE MÉRTOLA	EDITAL n.º 62/2013
--	------------------------------------	--	---------------------------

Em conformidade com o Decreto-Lei n.º 306/2007, de 27 de agosto, procedeu-se à verificação da qualidade da água da rede pública, através de análises periódicas na torneira do consumidor, segundo o Programa de Controlo da Qualidade da Água (PCQA) aprovado pela autoridade competente (ERSAR).	1º TRIMESTRE 2013 01 janeiro a 31 março
--	--

Parâmetro (unidades)	Valor Paramétrico (VP) fixado no DL 306/2007	Valores obtidos		N.º Análises superiores VP	% Cumprimento do VP	N.º Análises (PCQA)		% Análises Realizadas
		Mínimo	Máximo			Agendadas	Realizadas	
Escherichia coli (N/100 ml)	0	0	0	0	100%	2	2	100%
Bactérias coliformes (N/100 ml)	0	0	0	0	100%	2	2	100%
Desinfetante residual (mg/L)	0,4	0,4	0,9	---	---	2	2	100%
Alumínio (µg/L Al)	200	---	---	---	---	---	---	---
Amónio (mg/L NH ₄)	0,50	<0,02	<0,02	0	100%	1	1	100%
Número de colónias a 22 °C (N/ml)	Sem alteração anormal	88	88	---	---	1	1	100%
Número de colónias a 37 °C (N/ml)	Sem alteração anormal	83	83	---	---	1	1	100%
Condutividade (µS/cm a 20°C)	2500	1000	1000	0	100%	1	1	100%
Clostridium perfringens (N/100ml)	0	0	0	0	100%	1	1	100%
Cor (mg/L PtCo)	20	<2	<2	0	100%	1	1	100%
pH (Unidades pH)	≥6,5 e ≤9	7,5	7,5	0	100%	1	1	100%
Ferro (µg/L Fe)	200	<50	<50	0	100%	1	1	100%
Manganês (µg/L Mn)	50	<15	<15	0	100%	1	1	100%
Nitratos ² (mg/L NO ₃)	50	95	95	1	0%	1	1	100%
Nitritos (mg/L NO ₂)	0,5	---	---	---	---	---	---	---
Oxidabilidade (mg/L O ₂)	5	<1	<1	0	100%	1	1	100%
Cheiro a 25°C (Factor de diluição)	3	<1	<1	0	100%	1	1	100%
Sabor a 25°C (Factor de diluição)	3	<1	<1	0	100%	1	1	100%
Turvação (NTU)	4	0,5	0,5	0	100%	1	1	100%
Antimónio (µg/L Sb)	5	---	---	---	---	---	---	---
Arsénio (µg/L As)	10	---	---	---	---	---	---	---
Benzeno (µg/L)	1,0	---	---	---	---	---	---	---
Benzo(a)pireno (µg/L)	0,010	---	---	---	---	---	---	---
Boro (mg/L B)	1,0	---	---	---	---	---	---	---
Bromatos (µg/L BrO ₃)	10	---	---	---	---	---	---	---
Cádmio (µg/L Cd)	5,0	---	---	---	---	---	---	---
Cálcio (mg/L Ca)	---	110	110	---	---	1	1	100%
Chumbo (µg/L Pb)	25	<5	<5	0	100%	1	1	100%
Cianetos (µg/L CN)	50	---	---	---	---	---	---	---
Cobre (mg/L Cu)	2,0	<0,01	<0,01	0	100%	1	1	100%
Crómio (µg/L Cr)	50	---	---	---	---	---	---	---
1,2 - dicloroetano (µg/L)	3,0	---	---	---	---	---	---	---
Dureza total (mg/L CaCO ₃)	---	470	470	---	---	1	1	100%
Enterococos (N/100 ml)	0	0	0	0	100%	1	1	100%
Fluoretos (mg/L F)	1,5	---	---	---	---	---	---	---
Magnésio (mg/L Mg)	---	47	47	---	---	1	1	100%
Mercurio (µg/L Hg)	1	---	---	---	---	---	---	---
Níquel (µg/L Ni)	20	<5	<5	0	100%	1	1	100%
Selénio (µg/L Se)	10	---	---	---	---	---	---	---
Cloretos (mg/L Cl)	250	---	---	---	---	---	---	---
Sódio (mg/L Na)	200	---	---	---	---	---	---	---
Sulfatos (mg/L SO ₄)	250	67	67	0	100%	1	1	100%
Tetracloroetano(µg/L)	---	---	---	---	---	---	---	---
Tricloroetano(µg/L)	---	---	---	---	---	---	---	---
Hidrocarbonetos Aromáticos Policíclicos (µg/L):	0,10	---	---	---	---	---	---	---
Benzo(b)fluoranteno (µg/L)	---	---	---	---	---	---	---	---
Benzo(k)fluoranteno (µg/L)	---	---	---	---	---	---	---	---
Benzo(ghi)perileno (µg/L)	---	---	---	---	---	---	---	---
Indeno(1,2,3-cd)pireno(µg/L)	---	---	---	---	---	---	---	---
Clorofórmio(µg/L)	---	---	---	---	---	---	---	---
Bromofórmio(µg/L)	---	---	---	---	---	---	---	---
Bromodlorometano(µg/L)	---	---	---	---	---	---	---	---
Dibromoclorometano(µg/L)	---	---	---	---	---	---	---	---
Total:					95%	28	28	100%

**Freguesia de Mértola
Neves**

Informação complementar relativa à averiguação das situações de incumprimento dos VP (causas e medidas correctivas):

O Presidente da Câmara Municipal de Mértola Jorge Paulo Colaço Rosa-	Data da publicação: 13 de Maio de 2013
---	---

Câmara Municipal de Mértola		CONTROLO DA QUALIDADE DA ÁGUA PARA CONSUMO HUMANO NAS ZONAS DE ABASTECIMENTO ¹ DO CONCELHO DE MÉRTOLA				EDITAL n.º 62/2013		
Em conformidade com o Decreto-Lei n.º 306/2007, de 27 de agosto, procedeu-se à verificação da qualidade da água da rede pública, através de análises periódicas na torneira do consumidor, segundo o Programa de Controlo da Qualidade da Água (PCQA) aprovado pela autoridade competente (ERSAR).						1º TRIMESTRE 2013 01 janeiro a 31 março		
Parâmetro (unidades)	Valor Paramétrico (VP) fixado no DL 306/2007	Valores obtidos		N.º Análises superiores VP	% Cumprimento do VP	N.º Análises (PCQA)		% Análises Realizadas
		Mínimo	Máximo			Agendadas	Realizadas	
Escherichia coli (N/100 ml)	0	0	0	0	100%	1	1	100%
Bactérias coliformes (N/100 ml)	0	0	0	0	100%	1	1	100%
Desinfetante residual (mg/L)	0,4	0,4	0,4	---	---	1	1	100%
Alumínio (µg/L Al)	200	---	---	---	---	---	---	---
Amónio (mg/L NH ₄)	0,50	---	---	---	---	---	---	---
Número de colónias a 22 °C (N/ml)	Sem alteração anormal	---	---	---	---	---	---	---
Número de colónias a 37 °C (N/ml)	Sem alteração anormal	---	---	---	---	---	---	---
Condutividade (µS/cm a 20°C)	2500	---	---	---	---	---	---	---
Clostridium perfringens (N/100ml)	0	---	---	---	---	---	---	---
Cor (mg/L PtCo)	20	---	---	---	---	---	---	---
pH (Unidades pH)	≥6,5 e ≤9	---	---	---	---	---	---	---
Ferro (µg/L Fe)	200	---	---	---	---	---	---	---
Manganês (µg/L Mn)	50	---	---	---	---	---	---	---
Nitratos ² (mg/L NO ₃)	50	---	---	---	---	---	---	---
Nitritos (mg/L NO ₂)	0,5	---	---	---	---	---	---	---
Oxidabilidade (mg/L O ₂)	5	---	---	---	---	---	---	---
Cheiro a 25°C (Factor de diluição)	3	---	---	---	---	---	---	---
Sabor a 25°C (Factor de diluição)	3	---	---	---	---	---	---	---
Turvação (NTU)	4	---	---	---	---	---	---	---
Antimónio (µg/L Sb)	5	---	---	---	---	---	---	---
Arsénio (µg/L As)	10	---	---	---	---	---	---	---
Benzeno (µg/L)	1,0	---	---	---	---	---	---	---
Benzo(a)pireno (µg/L)	0,010	---	---	---	---	---	---	---
Boro (mg/L B)	1,0	---	---	---	---	---	---	---
Bromatos (µg/L BrO ₃)	10	---	---	---	---	---	---	---
Cádmio (µg/L Cd)	5,0	---	---	---	---	---	---	---
Cálcio (mg/L Ca)	---	---	---	---	---	---	---	---
Chumbo (µg/L Pb)	25	---	---	---	---	---	---	---
Cianetos (µg/L CN)	50	---	---	---	---	---	---	---
Cobre (mg/L Cu)	2,0	---	---	---	---	---	---	---
Crómio (µg/L Cr)	50	---	---	---	---	---	---	---
1,2 - dicloroetano (µg/L)	3,0	---	---	---	---	---	---	---
Dureza total (mg/L CaCO ₃)	---	---	---	---	---	---	---	---
Enterococos (N/100 ml)	0	---	---	---	---	---	---	---
Fluoretos (mg/L F)	1,5	---	---	---	---	---	---	---
Magnésio (mg/L Mg)	---	---	---	---	---	---	---	---
Mercurio (µg/L Hg)	1	---	---	---	---	---	---	---
Níquel (µg/L Ni)	20	---	---	---	---	---	---	---
Selénio (µg/L Se)	10	---	---	---	---	---	---	---
Cloretos (mg/L Cl)	250	---	---	---	---	---	---	---
Sódio (mg/L Na)	200	---	---	---	---	---	---	---
Sulfatos (mg/L SO ₄)	250	---	---	---	---	---	---	---
Tetracloroetano(µg/L)	---	---	---	---	---	---	---	---
Tricloroetano(µg/L)	---	---	---	---	---	---	---	---
Hidrocarbonetos Aromáticos Policíclicos (µg/L):	0,10	---	---	---	---	---	---	---
Benzo(b)fluoranteno (µg/L)	---	---	---	---	---	---	---	---
Benzo(k)fluoranteno (µg/L)	---	---	---	---	---	---	---	---
Benzo(ghi)perileno (µg/L)	---	---	---	---	---	---	---	---
Indeno(1,2,3-cd)pireno(µg/L)	---	---	---	---	---	---	---	---
Clorofórmio(µg/L)	---	---	---	---	---	---	---	---
Bromofórmio(µg/L)	---	---	---	---	---	---	---	---
Bromodichlorometano(µg/L)	---	---	---	---	---	---	---	---
Dibromoclorometano(µg/L)	---	---	---	---	---	---	---	---
Total:					100%	3	3	100%
Freguesia de São Miguel do Pinheiro Penedos								
Informação complementar relativa à averiguação das situações de incumprimento dos VP (causas e medidas correctivas):								
O Presidente da Câmara Municipal de Mértola Jorge Paulo Colaço Rosa-						Data da publicação: 13 de Maio de 2013		

	Câmara Municipal de Mértola	CONTROLO DA QUALIDADE DA ÁGUA PARA CONSUMO HUMANO NAS ZONAS DE ABASTECIMENTO¹ DO CONCELHO DE MÉRTOLA	EDITAL n.º 62/2013
--	------------------------------------	--	---------------------------

Em conformidade com o Decreto-Lei n.º 306/2007, de 27 de agosto, procedeu-se à verificação da qualidade da água da rede pública, através de análises periódicas na torneira do consumidor, segundo o Programa de Controlo da Qualidade da Água (PCQA) aprovado pela autoridade competente (ERSAR).	1º TRIMESTRE 2013 01 janeiro a 31 março
--	--

Parâmetro (unidades)	Valor Paramétrico (VP) fixado no DL 306/2007	Valores obtidos		N.º Análises superiores VP	% Cumprimento do VP	N.º Análises (PCQA)		% Análises Realizadas
		Mínimo	Máximo			Agendadas	Realizadas	
Escherichia coli (N/100 ml)	0	0	0	0	100%	2	2	100%
Bactérias coliformes (N/100 ml)	0	0	0	0	100%	2	2	100%
Desinfetante residual (mg/L)	0,4	0,5	1,1	---	---	2	2	100%
Alumínio (µg/L Al)	200	---	---	---	---	---	---	---
Amónio (mg/L NH ₄)	0,50	<0,02	<0,02	0	100%	1	1	100%
Número de colónias a 22 °C (N/ml)	Sem alteração anormal	66	66	---	---	1	1	100%
Número de colónias a 37 °C (N/ml)	Sem alteração anormal	0	0	---	---	1	1	100%
Condutividade (µS/cm a 20°C)	2500	1900	1900	0	100%	1	1	100%
Clostridium perfringens (N/100ml)	0	0	0	0	100%	1	1	100%
Cor (mg/L PtCo)	20	<2	<2	0	100%	1	1	100%
pH (Unidades pH)	≥6,5 e ≤9	7,5	7,5	0	100%	1	1	100%
Ferro (µg/L Fe)	200	<50	<50	0	100%	1	1	100%
Manganês (µg/L Mn)	50	<15	<15	0	100%	1	1	100%
Nitratos ² (mg/L NO ₃)	50	46	46	0	100%	1	1	100%
Nitritos (mg/L NO ₂)	0,5	---	---	---	---	---	---	---
Oxidabilidade (mg/L O ₂)	5	1	1	0	100%	1	1	100%
Cheiro a 25°C (Factor de diluição)	3	<1	<1	0	100%	1	1	100%
Sabor a 25°C (Factor de diluição)	3	4	4	1	0%	1	1	100%
Turvação (NTU)	4	<0,5	<0,5	0	100%	1	1	100%
Antimónio (µg/L Sb)	5	---	---	---	---	---	---	---
Arsénio (µg/L As)	10	---	---	---	---	---	---	---
Benzeno (µg/L)	1,0	---	---	---	---	---	---	---
Benzo(a)pireno (µg/L)	0,010	---	---	---	---	---	---	---
Boro (mg/L B)	1,0	---	---	---	---	---	---	---
Bromatos (µg/L BrO ₃)	10	---	---	---	---	---	---	---
Cádmio (µg/L Cd)	5,0	---	---	---	---	---	---	---
Cálcio (mg/L Ca)	---	100	100	---	---	1	1	100%
Chumbo (µg/L Pb)	25	<5	<5	0	100%	1	1	100%
Cianetos (µg/L CN)	50	---	---	---	---	---	---	---
Cobre (mg/L Cu)	2,0	<0,01	<0,01	0	100%	1	1	100%
Crómio (µg/L Cr)	50	---	---	---	---	---	---	---
1,2 - dicloroetano (µg/L)	3,0	---	---	---	---	---	---	---
Dureza total (mg/L CaCO ₃)	---	470	470	---	---	1	1	100%
Enterococos (N/100 ml)	0	0	0	0	100%	1	1	100%
Fluoretos (mg/L F)	1,5	---	---	---	---	---	---	---
Magnésio (mg/L Mg)	---	48	48	---	---	1	1	100%
Mercurio (µg/L Hg)	1	---	---	---	---	---	---	---
Níquel (µg/L Ni)	20	<5	<5	0	100%	1	1	100%
Selénio (µg/L Se)	10	---	---	---	---	---	---	---
Cloretos (mg/L Cl)	250	540	540	1	0%	1	1	100%
Sódio (mg/L Na)	200	300	300	1	0%	1	1	100%
Sulfatos (mg/L SO ₄)	250	100	100	0	100%	1	1	100%
Tetracloroetano(µg/L)	---	---	---	---	---	---	---	---
Tricloroetano(µg/L)	---	---	---	---	---	---	---	---
Hidrocarbonetos Aromáticos Policíclicos (µg/L):	0,10	---	---	---	---	---	---	---
Benzo(b)fluoranteno (µg/L)	---	---	---	---	---	---	---	---
Benzo(k)fluoranteno (µg/L)	---	---	---	---	---	---	---	---
Benzo(ghi)perileno (µg/L)	---	---	---	---	---	---	---	---
Indeno(1,2,3-cd)pireno(µg/L)	---	---	---	---	---	---	---	---
Clorofórmio(µg/L)	---	---	---	---	---	---	---	---
Bromofórmio(µg/L)	---	---	---	---	---	---	---	---
Bromodlorometano(µg/L)	---	---	---	---	---	---	---	---
Dibromoclorometano(µg/L)	---	---	---	---	---	---	---	---
Total:					86%	30	30	100%

Freguesia de Espírito Santo Penha D'Água

Informação complementar relativa à averiguação das situações de incumprimento dos VP (causas e medidas correctivas):

O Presidente da Câmara Municipal de Mértola Jorge Paulo Colaço Rosa-	Data da publicação: 13 de Maio de 2013
--	--

Câmara Municipal de Mértola		CONTROLO DA QUALIDADE DA ÁGUA PARA CONSUMO HUMANO NAS ZONAS DE ABASTECIMENTO ¹ DO CONCELHO DE MÉRTOLA				EDITAL n.º 62/2013		
Em conformidade com o Decreto-Lei n.º 306/2007, de 27 de agosto, procedeu-se à verificação da qualidade da água da rede pública, através de análises periódicas na torneira do consumidor, segundo o Programa de Controlo da Qualidade da Água (PCQA) aprovado pela autoridade competente (ERSAR).						1º TRIMESTRE 2013 01 janeiro a 31 março		
Parâmetro (unidades)	Valor Paramétrico (VP) fixado no DL 306/2007	Valores obtidos		N.º Análises superiores VP	% Cumprimento do VP	N.º Análises (PCQA)		% Análises Realizadas
		Mínimo	Máximo			Agendadas	Realizadas	
Escherichia coli (N/100 ml)	0	0	0	0	100%	2	2	100%
Bactérias coliformes (N/100 ml)	0	0	0	0	100%	2	2	100%
Desinfetante residual (mg/L)	0,4	0,4	0,7	---	---	2	2	100%
Alumínio (µg/L Al)	200	---	---	---	---	---	---	---
Amónio (mg/L NH ₄)	0,50	<0,02	<0,02	0	100%	1	1	100%
Número de colónias a 22 °C (N/ml)	Sem alteração anormal	19	19	---	---	1	1	100%
Número de colónias a 37 °C (N/ml)	Sem alteração anormal	32	32	---	---	1	1	100%
Condutividade (µS/cm a 20°C)	2500	830	830	0	100%	1	1	100%
Clostridium perfringens (N/100ml)	0	0	0	0	100%	1	1	100%
Cor (mg/L PtCo)	20	<2	<2	0	100%	1	1	100%
pH (Unidades pH)	≥6,5 e ≤9	8	8	0	100%	1	1	100%
Ferro (µg/L Fe)	200	82	82	0	100%	1	1	100%
Manganês (µg/L Mn)	50	130	130	1	0%	1	1	100%
Nitratos ² (mg/L NO ₃)	50	---	---	---	---	---	---	---
Nitritos (mg/L NO ₂)	0,5	---	---	---	---	---	---	---
Oxidabilidade (mg/L O ₂)	5	1,4	1,4	0	100%	1	1	100%
Cheiro a 25°C (Factor de diluição)	3	2	2	0	100%	1	1	100%
Sabor a 25°C (Factor de diluição)	3	<1	<1	0	100%	1	1	100%
Turvação (NTU)	4	3	3	0	100%	1	1	100%
Antimónio (µg/L Sb)	5	---	---	---	---	---	---	---
Arsénio (µg/L As)	10	---	---	---	---	---	---	---
Benzeno (µg/L)	1,0	---	---	---	---	---	---	---
Benzo(a)pireno (µg/L)	0,010	---	---	---	---	---	---	---
Boro (mg/L B)	1,0	---	---	---	---	---	---	---
Bromatos (µg/L BrO ₃)	10	---	---	---	---	---	---	---
Cádmio (µg/L Cd)	5,0	---	---	---	---	---	---	---
Cálcio (mg/L Ca)	---	78	78	---	---	1	1	100%
Chumbo (µg/L Pb)	25	<5	<5	0	100%	1	1	100%
Cianetos (µg/L CN)	50	---	---	---	---	---	---	---
Cobre (mg/L Cu)	2,0	0,02	0,02	0	100%	1	1	100%
Crómio (µg/L Cr)	50	---	---	---	---	---	---	---
1,2 - dicloroetano (µg/L)	3,0	---	---	---	---	---	---	---
Dureza total (mg/L CaCO ₃)	---	470	470	---	---	1	1	100%
Enterococos (N/100 ml)	0	0	0	0	100%	1	1	100%
Fluoretos (mg/L F)	1,5	---	---	---	---	---	---	---
Magnésio (mg/L Mg)	---	38	38	---	---	1	1	100%
Mercurio (µg/L Hg)	1	---	---	---	---	---	---	---
Níquel (µg/L Ni)	20	<5	<5	0	100%	1	1	100%
Selénio (µg/L Se)	10	---	---	---	---	---	---	---
Cloretos (mg/L Cl)	250	---	---	---	---	---	---	---
Sódio (mg/L Na)	200	---	---	---	---	---	---	---
Sulfatos (mg/L SO ₄)	250	---	---	---	---	---	---	---
Tetracloroetano(µg/L)	---	---	---	---	---	---	---	---
Tricloroetano(µg/L)	---	---	---	---	---	---	---	---
Hidrocarbonetos Aromáticos Policíclicos (µg/L):	0,10	---	---	---	---	---	---	---
Benzo(b)fluoranteno (µg/L)	---	---	---	---	---	---	---	---
Benzo(k)fluoranteno (µg/L)	---	---	---	---	---	---	---	---
Benzo(ghi)perileno (µg/L)	---	---	---	---	---	---	---	---
Indeno(1,2,3-cd)pireno(µg/L)	---	---	---	---	---	---	---	---
Clorofórmio(µg/L)	---	---	---	---	---	---	---	---
Bromofórmio(µg/L)	---	---	---	---	---	---	---	---
Bromodlorometano(µg/L)	---	---	---	---	---	---	---	---
Dibromoclorometano(µg/L)	---	---	---	---	---	---	---	---
Total:					94%	26	26	100%
Freguesia de São João dos Caldeiros								
Penilhos								
Informação complementar relativa à averiguação das situações de incumprimento dos VP (causas e medidas correctivas):								
O Presidente da Câmara Municipal de Mértola						Data da publicação:		
Jorge Paulo Colaço Rosa-						13 de Maio de 2013		

	Câmara Municipal de Mértola	CONTROLO DA QUALIDADE DA ÁGUA PARA CONSUMO HUMANO NAS ZONAS DE ABASTECIMENTO¹ DO CONCELHO DE MÉRTOLA	EDITAL n.º 62/2013
--	------------------------------------	--	---------------------------

Em conformidade com o Decreto-Lei n.º 306/2007, de 27 de agosto, procedeu-se à verificação da qualidade da água da rede pública, através de análises periódicas na torneira do consumidor, segundo o Programa de Controlo da Qualidade da Água (PCQA) aprovado pela autoridade competente (ERSAR).	1º TRIMESTRE 2013 01 janeiro a 31 março
--	--

Parâmetro (unidades)	Valor Paramétrico (VP) fixado no DL 306/2007	Valores obtidos		N.º Análises superiores VP	% Cumprimento do VP	N.º Análises (PCQA)		% Análises Realizadas
		Mínimo	Máximo			Agendadas	Realizadas	
Escherichia coli (N/100 ml)	0	0	0	0	100%	2	2	100%
Bactérias coliformes (N/100 ml)	0	0	0	0	100%	2	2	100%
Desinfetante residual (mg/L)	0,4	0,4	0,6	---	---	2	2	100%
Alumínio (µg/L Al)	200	64	64	0	100%	1	1	100%
Amónio (mg/L NH ₄)	0,50	<0,02	<0,02	0	100%	1	1	100%
Número de colónias a 22 °C (N/ml)	Sem alteração anormal	0	0	---	---	1	1	100%
Número de colónias a 37 °C (N/ml)	Sem alteração anormal	0	0	---	---	1	1	100%
Condutividade (µS/cm a 20°C)	2500	230	230	0	100%	1	1	100%
Clostridium perfringens (N/100ml)	0	0	0	0	100%	1	1	100%
Cor (mg/L PtCo)	20	2,6	2,6	0	100%	1	1	100%
pH (Unidades pH)	≥6,5 e ≤9	7,2	7,2	0	100%	1	1	100%
Ferro (µg/L Fe)	200	<50	<50	0	100%	1	1	100%
Manganês (µg/L Mn)	50	<15	<15	0	100%	1	1	100%
Nitratos ² (mg/L NO ₃)	50	<10	<10	0	100%	1	1	100%
Nitritos (mg/L NO ₂)	0,5	<0,02	<0,02	0	100%	1	1	100%
Oxidabilidade (mg/L O ₂)	5	1,7	1,7	0	100%	1	1	100%
Cheiro a 25°C (Factor de diluição)	3	<1	<1	0	100%	1	1	100%
Sabor a 25°C (Factor de diluição)	3	<1	<1	0	100%	1	1	100%
Turvação (NTU)	4	0,55	0,55	1	0%	1	1	100%
Antimónio (µg/L Sb)	5	<3,5	<3,5	0	100%	1	1	100%
Arsénio (µg/L As)	10	<10	<10	0	100%	1	1	100%
Benzeno (µg/L)	1,0	<0,5	<0,5	0	100%	1	1	100%
Benzo(a)pireno (µg/L)	0,010	<0,005	<0,005	0	100%	1	1	100%
Boro (mg/L B)	1,0	<0,3	<0,3	0	100%	1	1	100%
Bromatos (µg/L BrO ₃)	10	<5	<5	0	100%	1	1	100%
Cádmio (µg/L Cd)	5,0	<1	<1	0	100%	1	1	100%
Cálcio (mg/L Ca)	---	14	14	---	---	1	1	100%
Chumbo (µg/L Pb)	25	<5	<5	0	100%	1	1	100%
Cianetos (µg/L CN)	50	<15	<15	0	100%	1	1	100%
Cobre (mg/L Cu)	2,0	<0,01	<0,01	0	100%	1	1	100%
Crómio (µg/L Cr)	50	<2	<2	0	100%	1	1	100%
1,2 - dicloroetano (µg/L)	3,0	<0,9	<0,9	0	100%	1	1	100%
Dureza total (mg/L CaCO ₃)	---	65	65	---	---	1	1	100%
Enterococos (N/100 ml)	0	0	0	0	100%	1	1	100%
Fluoretos (mg/L F)	1,5	0,2	0,2	0	100%	1	1	100%
Magnésio (mg/L Mg)	---	7,3	7,3	---	---	1	1	100%
Mercurio (µg/L Hg)	1	<1	<1	0	100%	1	1	100%
Níquel (µg/L Ni)	20	<5	<5	0	100%	1	1	100%
Selénio (µg/L Se)	10	<10	<10	0	100%	1	1	100%
Cloretos (mg/L Cl)	250	29	29	0	100%	1	1	100%
Sódio (mg/L Na)	200	31	31	0	100%	1	1	100%
Sulfatos (mg/L SO ₄)	250	21	21	0	100%	1	1	100%
Tetracloroetano(µg/L)	---	<1,5	<1,5	---	---	1	1	100%
Tricloroetano(µg/L)	---	<1,5	<1,5	---	---	1	1	100%
Hidrocarbonetos Aromáticos Policíclicos (µg/L):	0,10	<0,01	<0,01	0	100%	1	1	100%
Benzo(b)fluoranteno (µg/L)	---	<0,01	<0,01	---	---	1	1	100%
Benzo(k)fluoranteno (µg/L)	---	<0,01	<0,01	---	---	1	1	100%
Benzo(ghi)perileno (µg/L)	---	<0,01	<0,01	---	---	1	1	100%
Indeno(1,2,3-cd)pireno(µg/L)	---	<0,01	<0,01	---	---	1	1	100%
Clorofórmio(µg/L)	---	16	16	---	---	1	1	100%
Bromofórmio(µg/L)	---	<7	<7	---	---	1	1	100%
Bromodiflorometano(µg/L)	---	13	13	---	---	1	1	100%
Dibromoclorometano(µg/L)	---	13	13	---	---	1	1	100%
Total:					97%	56	56	100%

Freguesia de Santana de Cambas
Pomarão

Informação complementar relativa à averiguação das situações de incumprimento dos VP (causas e medidas correctivas):

O Presidente da Câmara Municipal de Mértola Jorge Paulo Colaço Rosa-	Data da publicação: 13 de Maio de 2013
---	---

	Câmara Municipal de Mértola	CONTROLO DA QUALIDADE DA ÁGUA PARA CONSUMO HUMANO NAS ZONAS DE ABASTECIMENTO¹ DO CONCELHO DE MÉRTOLA	EDITAL n.º 62/2013
--	------------------------------------	--	---------------------------

Em conformidade com o Decreto-Lei n.º 306/2007, de 27 de agosto, procedeu-se à verificação da qualidade da água da rede pública, através de análises periódicas na torneira do consumidor, segundo o Programa de Controlo da Qualidade da Água (PCQA) aprovado pela autoridade competente (ERSAR).	1º TRIMESTRE 2013 01 janeiro a 31 março
--	--

Parâmetro (unidades)	Valor Paramétrico (VP) fixado no DL 306/2007	Valores obtidos		N.º Análises superiores VP	% Cumprimento do VP	N.º Análises (PCQA)		% Análises Realizadas
		Mínimo	Máximo			Agendadas	Realizadas	
Escherichia coli (N/100 ml)	0	0	0	0	100%	2	2	100%
Bactérias coliformes (N/100 ml)	0	0	0	0	100%	2	2	100%
Desinfetante residual (mg/L)	0,4	0,3	0,4	---	---	2	2	100%
Alumínio (µg/L Al)	200	---	---	---	---	---	---	---
Amónio (mg/L NH ₄)	0,50	0,03	0,03	0	100%	1	1	100%
Número de colónias a 22 °C (N/ml)	Sem alteração anormal	0	0	---	---	1	1	100%
Número de colónias a 37 °C (N/ml)	Sem alteração anormal	2	2	---	---	1	1	100%
Condutividade (µS/cm a 20°C)	2500	1000	1000	0	100%	1	1	100%
Clostridium perfringens (N/100ml)	0	0	0	0	100%	1	1	100%
Cor (mg/L PtCo)	20	2,8	2,8	0	100%	1	1	100%
pH (Unidades pH)	≥6,5 e ≤9	7,6	7,6	0	100%	1	1	100%
Ferro (µg/L Fe)	200	<50	<50	0	100%	1	1	100%
Manganês (µg/L Mn)	50	<15	<15	0	100%	1	1	100%
Nitratos ² (mg/L NO ₃)	50	<10	<10	0	100%	1	1	100%
Nitritos (mg/L NO ₂)	0,5	---	---	---	---	---	---	---
Oxidabilidade (mg/L O ₂)	5	1	1	0	100%	1	1	100%
Cheiro a 25°C (Factor de diluição)	3	<1	<1	0	100%	1	1	100%
Sabor a 25°C (Factor de diluição)	3	4	4	1	0%	1	1	100%
Turvação (NTU)	4	0,7	0,7	0	100%	1	1	100%
Antimónio (µg/L Sb)	5	---	---	---	---	---	---	---
Arsénio (µg/L As)	10	---	---	---	---	---	---	---
Benzeno (µg/L)	1,0	---	---	---	---	---	---	---
Benzo(a)pireno (µg/L)	0,010	---	---	---	---	---	---	---
Boro (mg/L B)	1,0	---	---	---	---	---	---	---
Bromatos (µg/L BrO ₃)	10	---	---	---	---	---	---	---
Cádmio (µg/L Cd)	5,0	---	---	---	---	---	---	---
Cálcio (mg/L Ca)	---	45	45	---	---	1	1	100%
Chumbo (µg/L Pb)	25	<5	<5	0	100%	1	1	100%
Cianetos (µg/L CN)	50	---	---	---	---	---	---	---
Cobre (mg/L Cu)	2,0	0,01	0,01	0	100%	1	1	100%
Crómio (µg/L Cr)	50	---	---	---	---	---	---	---
1,2 - dicloroetano (µg/L)	3,0	---	---	---	---	---	---	---
Dureza total (mg/L CaCO ₃)	---	310	310	---	---	1	1	100%
Enterococos (N/100 ml)	0	0	0	0	100%	1	1	100%
Fluoretos (mg/L F)	1,5	---	---	---	---	---	---	---
Magnésio (mg/L Mg)	---	47	47	---	---	1	1	100%
Mercurio (µg/L Hg)	1	---	---	---	---	---	---	---
Níquel (µg/L Ni)	20	<5	<5	0	100%	1	1	100%
Selénio (µg/L Se)	10	---	---	---	---	---	---	---
Cloretos (mg/L Cl)	250	---	---	---	---	---	---	---
Sódio (mg/L Na)	200	---	---	---	---	---	---	---
Sulfatos (mg/L SO ₄)	250	92	92	0	100%	1	1	100%
Tetracloroetano(µg/L)	---	---	---	---	---	---	---	---
Tricloroetano(µg/L)	---	---	---	---	---	---	---	---
Hidrocarbonetos Aromáticos Policíclicos (µg/L):	0,10	---	---	---	---	---	---	---
Benzo(b)fluoranteno (µg/L)	---	---	---	---	---	---	---	---
Benzo(k)fluoranteno (µg/L)	---	---	---	---	---	---	---	---
Benzo(ghi)perileno (µg/L)	---	---	---	---	---	---	---	---
Indeno(1,2,3-cd)pireno(µg/L)	---	---	---	---	---	---	---	---
Clorofórmio(µg/L)	---	---	---	---	---	---	---	---
Bromofórmio(µg/L)	---	---	---	---	---	---	---	---
Bromodichlorometano(µg/L)	---	---	---	---	---	---	---	---
Dibromochlorometano(µg/L)	---	---	---	---	---	---	---	---
Total:					95%	28	28	100%

**Freguesia de Mértola
Quintã**

Informação complementar relativa à averiguação das situações de incumprimento dos VP (causas e medidas correctivas):

O Presidente da Câmara Municipal de Mértola Jorge Paulo Colaço Rosa-	Data da publicação: 13 de Maio de 2013
---	---

	Câmara Municipal de Mértola	CONTROLO DA QUALIDADE DA ÁGUA PARA CONSUMO HUMANO NAS ZONAS DE ABASTECIMENTO¹ DO CONCELHO DE MÉRTOLA	EDITAL n.º 62/2013
--	-----------------------------	--	---------------------------

Em conformidade com o Decreto-Lei n.º 306/2007, de 27 de agosto, procedeu-se à verificação da qualidade da água da rede pública, através de análises periódicas na torneira do consumidor, segundo o Programa de Controlo da Qualidade da Água (PCQA) aprovado pela autoridade competente (ERSAR).	1º TRIMESTRE 2013 01 janeiro a 31 março
--	--

Parâmetro (unidades)	Valor Paramétrico (VP) fixado no DL 306/2007	Valores obtidos		N.º Análises superiores VP	% Cumprimento do VP	N.º Análises (PCQA)		% Análises Realizadas
		Mínimo	Máximo			Agendadas	Realizadas	
Escherichia coli (N/100 ml)	0	0	0	0	100%	2	2	100%
Bactérias coliformes (N/100 ml)	0	0	0	0	100%	2	2	100%
Desinfetante residual (mg/L)	0,4	0,3	0,8	---	---	2	2	100%
Alumínio (µg/L Al)	200	---	---	---	---	---	---	---
Amónio (mg/L NH ₄)	0,50	<0,02	<0,02	0	100%	1	1	100%
Número de colónias a 22 °C (N/ml)	Sem alteração anormal	0	0	---	---	1	1	100%
Número de colónias a 37 °C (N/ml)	Sem alteração anormal	0	0	---	---	1	1	100%
Condutividade (µS/cm a 20°C)	2500	1300	1300	0	100%	1	1	100%
Clostridium perfringens (N/100ml)	0	0	0	0	100%	1	1	100%
Cor (mg/L PtCo)	20	<2	<2	0	100%	1	1	100%
pH (Unidades pH)	≥6,5 e ≤9	7,8	7,8	0	100%	1	1	100%
Ferro (µg/L Fe)	200	52	52	0	100%	1	1	100%
Manganês (µg/L Mn)	50	<15	<15	1	0%	1	1	100%
Nitratos ² (mg/L NO ₃)	50	42	42	0	100%	1	1	100%
Nitritos (mg/L NO ₂)	0,5	---	---	---	---	---	---	---
Oxidabilidade (mg/L O ₂)	5	1,3	1,3	0	100%	1	1	100%
Cheiro a 25°C (Factor de diluição)	3	2	2	0	100%	1	1	100%
Sabor a 25°C (Factor de diluição)	3	3	3	0	100%	1	1	100%
Turvação (NTU)	4	1,5	1,5	0	100%	1	1	100%
Antimónio (µg/L Sb)	5	---	---	---	---	---	---	---
Arsénio (µg/L As)	10	---	---	---	---	---	---	---
Benzeno (µg/L)	1,0	---	---	---	---	---	---	---
Benzo(a)pireno (µg/L)	0,010	---	---	---	---	---	---	---
Boro (mg/L B)	1,0	---	---	---	---	---	---	---
Bromatos (µg/L BrO ₃)	10	---	---	---	---	---	---	---
Cádmio (µg/L Cd)	5,0	---	---	---	---	---	---	---
Cálcio (mg/L Ca)	---	100	100	---	---	1	1	100%
Chumbo (µg/L Pb)	25	<5	<5	0	100%	1	1	100%
Cianetos (µg/L CN)	50	---	---	---	---	---	---	---
Cobre (mg/L Cu)	2,0	0,02	0,02	0	100%	1	1	100%
Crómio (µg/L Cr)	50	---	---	---	---	---	---	---
1,2 - dicloroetano (µg/L)	3,0	---	---	---	---	---	---	---
Dureza total (mg/L CaCO ₃)	---	480	480	---	---	1	1	100%
Enterococos (N/100 ml)	0	0	0	0	100%	1	1	100%
Fluoretos (mg/L F)	1,5	---	---	---	---	---	---	---
Magnésio (mg/L Mg)	---	56	56	---	---	1	1	100%
Mercurio (µg/L Hg)	1	---	---	---	---	---	---	---
Níquel (µg/L Ni)	20	<5	<5	0	100%	1	1	100%
Selénio (µg/L Se)	10	---	---	---	---	---	---	---
Cloretos (mg/L Cl)	250	340	340	1	0%	1	1	100%
Sódio (mg/L Na)	200	190	190	0	100%	1	1	100%
Sulfatos (mg/L SO ₄)	250	24	24	0	100%	1	1	100%
Tetracloroetano(µg/L)	---	---	---	---	---	---	---	---
Tricloroetano(µg/L)	---	---	---	---	---	---	---	---
Hidrocarbonetos Aromáticos Policíclicos (µg/L):	0,10	---	---	---	---	---	---	---
Benzo(b)fluoranteno (µg/L)	---	---	---	---	---	---	---	---
Benzo(k)fluoranteno (µg/L)	---	---	---	---	---	---	---	---
Benzo(ghi)perileno (µg/L)	---	---	---	---	---	---	---	---
Indeno(1,2,3-cd)pireno(µg/L)	---	---	---	---	---	---	---	---
Clorofórmio(µg/L)	---	---	---	---	---	---	---	---
Bromofórmio(µg/L)	---	---	---	---	---	---	---	---
Bromodlorometano(µg/L)	---	---	---	---	---	---	---	---
Dibromoclorometano(µg/L)	---	---	---	---	---	---	---	---
Total:					90%	30	30	100%

Freguesia de São Pedro de Sólis
Quintã D.ª Maior

Informação complementar relativa à averiguação das situações de incumprimento dos VP (causas e medidas correctivas):

O Presidente da Câmara Municipal de Mértola
Jorge Paulo Colaço Rosa-

Data da publicação:
13 de Maio de 2013

	Câmara Municipal de Mértola	CONTROLO DA QUALIDADE DA ÁGUA PARA CONSUMO HUMANO NAS ZONAS DE ABASTECIMENTO¹ DO CONCELHO DE MÉRTOLA	EDITAL n.º 62/2013
--	------------------------------------	--	---------------------------

Em conformidade com o Decreto-Lei n.º 306/2007, de 27 de agosto, procedeu-se à verificação da qualidade da água da rede pública, através de análises periódicas na torneira do consumidor, segundo o Programa de Controlo da Qualidade da Água (PCQA) aprovado pela autoridade competente (ERSAR).	1º TRIMESTRE 2013 01 janeiro a 31 março
--	--

Parâmetro (unidades)	Valor Paramétrico (VP) fixado no DL 306/2007	Valores obtidos		N.º Análises superiores VP	% Cumprimento do VP	N.º Análises (PCQA)		% Análises Realizadas
		Mínimo	Máximo			Agendadas	Realizadas	
Escherichia coli (N/100 ml)	0	0	0	0	100%	2	2	100%
Bactérias coliformes (N/100 ml)	0	0	>100	1	50%	2	2	100%
Desinfetante residual (mg/L)	0,4	<0,1	0,3	---	---	2	2	100%
Alumínio (µg/L Al)	200	---	---	---	---	---	---	---
Amónio (mg/L NH ₄)	0,50	<0,02	<0,02	0	100%	1	1	100%
Número de colónias a 22 °C (N/ml)	Sem alteração anormal	5	5	---	---	1	1	100%
Número de colónias a 37 °C (N/ml)	Sem alteração anormal	7	7	---	---	1	1	100%
Condutividade (µS/cm a 20°C)	2500	520	520	0	100%	1	1	100%
Clostridium perfringens (N/100ml)	0	0	0	0	100%	1	1	100%
Cor (mg/L PtCo)	20	4	4	0	100%	1	1	100%
pH (Unidades pH)	≥6,5 e ≤9	6,9	6,9	0	100%	1	1	100%
Ferro (µg/L Fe)	200	<50	<50	0	100%	1	1	100%
Manganês (µg/L Mn)	50	<15	<15	0	100%	1	1	100%
Nitratos ² (mg/L NO ₃)	50	14	14	0	100%	1	1	100%
Nitritos (mg/L NO ₂)	0,5	---	---	---	---	---	---	---
Oxidabilidade (mg/L O ₂)	5	4,8	4,8	0	100%	1	1	100%
Cheiro a 25°C (Factor de diluição)	3	<1	<1	0	100%	1	1	100%
Sabor a 25°C (Factor de diluição)	3	<1	<1	0	100%	1	1	100%
Turvação (NTU)	4	4	4	0	100%	1	1	100%
Antimónio (µg/L Sb)	5	---	---	---	---	---	---	---
Arsénio (µg/L As)	10	---	---	---	---	---	---	---
Benzeno (µg/L)	1,0	---	---	---	---	---	---	---
Benzo(a)pireno (µg/L)	0,010	---	---	---	---	---	---	---
Boro (mg/L B)	1,0	---	---	---	---	---	---	---
Bromatos (µg/L BrO ₃)	10	---	---	---	---	---	---	---
Cádmio (µg/L Cd)	5,0	---	---	---	---	---	---	---
Cálcio (mg/L Ca)	---	53	53	---	---	1	1	100%
Chumbo (µg/L Pb)	25	<5	<5	0	100%	1	1	100%
Cianetos (µg/L CN)	50	---	---	---	---	---	---	---
Cobre (mg/L Cu)	2,0	0,02	0,02	0	100%	1	1	100%
Crómio (µg/L Cr)	50	---	---	---	---	---	---	---
1,2 - dicloroetano (µg/L)	3,0	---	---	---	---	---	---	---
Dureza total (mg/L CaCO ₃)	---	220	220	---	---	1	1	100%
Enterococos (N/100 ml)	0	0	0	0	100%	1	1	100%
Fluoretos (mg/L F)	1,5	---	---	---	---	---	---	---
Magnésio (mg/L Mg)	---	21	21	---	---	1	1	100%
Mercurio (µg/L Hg)	1	---	---	---	---	---	---	---
Níquel (µg/L Ni)	20	<5	<5	0	100%	1	1	100%
Selénio (µg/L Se)	10	<10	<10	0	100%	1	1	100%
Cloretos (mg/L Cl)	250	72	72	0	100%	1	1	100%
Sódio (mg/L Na)	200	---	---	---	---	---	---	---
Sulfatos (mg/L SO ₄)	250	26	26	0	100%	1	1	100%
Tetracloroetano(µg/L)	---	---	---	---	---	---	---	---
Tricloroetano(µg/L)	---	---	---	---	---	---	---	---
Hidrocarbonetos Aromáticos Policíclicos (µg/L):	0,10	---	---	---	---	---	---	---
Benzo(b)fluoranteno (µg/L)	---	---	---	---	---	---	---	---
Benzo(k)fluoranteno (µg/L)	---	---	---	---	---	---	---	---
Benzo(ghi)perileno (µg/L)	---	---	---	---	---	---	---	---
Indeno(1,2,3-cd)pireno(µg/L)	---	---	---	---	---	---	---	---
Clorofórmio(µg/L)	---	---	---	---	---	---	---	---
Bromofórmio(µg/L)	---	---	---	---	---	---	---	---
Bromodlorometano(µg/L)	---	---	---	---	---	---	---	---
Dibromoclorometano(µg/L)	---	---	---	---	---	---	---	---
Total:					98%	30	30	100%

Freguesia de São João dos Caldeiros
Romeiras

Informação complementar relativa à averiguação das situações de incumprimento dos VP (causas e medidas correctivas):

O Presidente da Câmara Municipal de Mértola
Jorge Paulo Colaço Rosa-

Data da publicação:
13 de Maio de 2013

	Câmara Municipal de Mértola	CONTROLO DA QUALIDADE DA ÁGUA PARA CONSUMO HUMANO NAS ZONAS DE ABASTECIMENTO¹ DO CONCELHO DE MÉRTOLA	EDITAL n.º 62/2013
--	------------------------------------	--	---------------------------

Em conformidade com o Decreto-Lei n.º 306/2007, de 27 de agosto, procedeu-se à verificação da qualidade da água da rede pública, através de análises periódicas na torneira do consumidor, segundo o Programa de Controlo da Qualidade da Água (PCQA) aprovado pela autoridade competente (ERSAR).	1º TRIMESTRE 2013 01 janeiro a 31 março
--	--

Parâmetro (unidades)	Valor Paramétrico (VP) fixado no DL 306/2007	Valores obtidos		N.º Análises superiores VP	% Cumprimento do VP	N.º Análises (PCQA)		% Análises Realizadas
		Mínimo	Máximo			Agendadas	Realizadas	
Escherichia coli (N/100 ml)	0	0	0	0	100%	2	2	100%
Bactérias coliformes (N/100 ml)	0	0	0	0	100%	2	2	100%
Desinfetante residual (mg/L)	0,4	0,2	1,1	---	---	2	2	100%
Alumínio (µg/L Al)	200	---	---	---	---	---	---	---
Amónio (mg/L NH ₄)	0,50	0,05	0,05	0	100%	1	1	100%
Número de colónias a 22 °C (N/ml)	Sem alteração anormal	27	27	---	---	1	1	100%
Número de colónias a 37 °C (N/ml)	Sem alteração anormal	>300	>300	---	---	1	1	100%
Condutividade (µS/cm a 20°C)	2500	330	330	0	100%	1	1	100%
Clostridium perfringens (N/100ml)	0	0	0	0	100%	1	1	100%
Cor (mg/L PtCo)	20	35	35	1	0%	1	1	100%
pH (Unidades pH)	≥6,5 e ≤9	7,2	7,2	0	100%	1	1	100%
Ferro (µg/L Fe)	200	130	130	0	100%	1	1	100%
Manganês (µg/L Mn)	50	<15	<15	0	100%	1	1	100%
Nitratos ² (mg/L NO ₃)	50	28	28	0	100%	1	1	100%
Nitritos (mg/L NO ₂)	0,5	---	---	---	---	---	---	---
Oxidabilidade (mg/L O ₂)	5	5,6	5,6	0	100%	1	1	100%
Cheiro a 25°C (Factor de diluição)	3	<1	<1	0	100%	1	1	100%
Sabor a 25°C (Factor de diluição)	3	<1	<1	0	100%	1	1	100%
Turvação (NTU)	4	<0,5	<0,5	0	100%	1	1	100%
Antimónio (µg/L Sb)	5	---	---	---	---	---	---	---
Arsénio (µg/L As)	10	---	---	---	---	---	---	---
Benzeno (µg/L)	1,0	---	---	---	---	---	---	---
Benzo(a)pireno (µg/L)	0,010	---	---	---	---	---	---	---
Boro (mg/L B)	1,0	---	---	---	---	---	---	---
Bromatos (µg/L BrO ₃)	10	---	---	---	---	---	---	---
Cádmio (µg/L Cd)	5,0	---	---	---	---	---	---	---
Cálcio (mg/L Ca)	---	21	21	---	---	1	1	100%
Chumbo (µg/L Pb)	25	<5	<5	0	100%	1	1	100%
Cianetos (µg/L CN)	50	---	---	---	---	---	---	---
Cobre (mg/L Cu)	2,0	0,02	0,02	0	100%	1	1	100%
Crómio (µg/L Cr)	50	---	---	---	---	---	---	---
1,2 - dicloroetano (µg/L)	3,0	---	---	---	---	---	---	---
Dureza total (mg/L CaCO ₃)	---	94	94	---	---	1	1	100%
Enterococos (N/100 ml)	0	0	0	0	100%	1	1	100%
Fluoretos (mg/L F)	1,5	---	---	---	---	---	---	---
Magnésio (mg/L Mg)	---	10	10	---	---	1	1	100%
Mercurio (µg/L Hg)	1	---	---	---	---	---	---	---
Níquel (µg/L Ni)	20	<5	<5	0	100%	1	1	100%
Selénio (µg/L Se)	10	---	---	---	---	---	---	---
Cloretos (mg/L Cl)	250	---	---	---	---	---	---	---
Sódio (mg/L Na)	200	---	---	---	---	---	---	---
Sulfatos (mg/L SO ₄)	250	39	39	0	100%	1	1	100%
Tetracloroetano(µg/L)	---	---	---	---	---	---	---	---
Tricloroetano(µg/L)	---	---	---	---	---	---	---	---
Hidrocarbonetos Aromáticos Policíclicos (µg/L):	0,10	---	---	---	---	---	---	---
Benzo(b)fluoranteno (µg/L)	---	---	---	---	---	---	---	---
Benzo(k)fluoranteno (µg/L)	---	---	---	---	---	---	---	---
Benzo(ghi)perileno (µg/L)	---	---	---	---	---	---	---	---
Indeno(1,2,3-cd)pireno(µg/L)	---	---	---	---	---	---	---	---
Clorofórmio(µg/L)	---	---	---	---	---	---	---	---
Bromofórmio(µg/L)	---	---	---	---	---	---	---	---
Bromodlorometano(µg/L)	---	---	---	---	---	---	---	---
Dibromoclorometano(µg/L)	---	---	---	---	---	---	---	---
Total:					95%	28	28	100%

Freguesia de Espírito Santo Roncão de Baixo
--

Informação complementar relativa à averiguação das situações de incumprimento dos VP (causas e medidas correctivas):

O Presidente da Câmara Municipal de Mértola Jorge Paulo Colaço Rosa-	Data da publicação: 13 de Maio de 2013
--	--

	Câmara Municipal de Mértola	CONTROLO DA QUALIDADE DA ÁGUA PARA CONSUMO HUMANO NAS ZONAS DE ABASTECIMENTO¹ DO CONCELHO DE MÉRTOLA	EDITAL n.º 62/2013
--	-----------------------------	--	---------------------------

Em conformidade com o Decreto-Lei n.º 306/2007, de 27 de agosto, procedeu-se à verificação da qualidade da água da rede pública, através de análises periódicas na torneira do consumidor, segundo o Programa de Controlo da Qualidade da Água (PCQA) aprovado pela autoridade competente (ERSAR).	1º TRIMESTRE 2013 01 janeiro a 31 março
--	--

Parâmetro (unidades)	Valor Paramétrico (VP) fixado no DL 306/2007	Valores obtidos		N.º Análises superiores VP	% Cumprimento do VP	N.º Análises (PCQA)		% Análises Realizadas
		Mínimo	Máximo			Agendadas	Realizadas	
Escherichia coli (N/100 ml)	0	0	0	0	100%	2	2	100%
Bactérias coliformes (N/100 ml)	0	0	0	0	100%	2	2	100%
Desinfetante residual (mg/L)	0,4	0,4	0,4	---	---	2	2	100%
Alumínio (µg/L Al)	200	---	---	---	---	---	---	---
Amónio (mg/L NH ₄)	0,50	<0,02	<0,02	0	100%	1	1	100%
Número de colónias a 22 °C (N/ml)	Sem alteração anormal	22	22	---	---	1	1	100%
Número de colónias a 37 °C (N/ml)	Sem alteração anormal	42	42	---	---	1	1	100%
Condutividade (µS/cm a 20°C)	2500	1100	1100	0	100%	1	1	100%
Clostridium perfringens (N/100ml)	0	0	0	0	100%	1	1	100%
Cor (mg/L PtCo)	20	<2	<2	0	100%	1	1	100%
pH (Unidades pH)	≥6,5 e ≤9	7,5	7,5	0	100%	1	1	100%
Ferro (µg/L Fe)	200	<50	<50	0	100%	1	1	100%
Manganês (µg/L Mn)	50	<15	<15	0	100%	1	1	100%
Nitratos ² (mg/L NO ₃)	50	<10	<10	0	100%	1	1	100%
Nitritos (mg/L NO ₂)	0,5	---	---	---	---	---	---	---
Oxidabilidade (mg/L O ₂)	5	<1	<1	0	100%	1	1	100%
Cheiro a 25°C (Factor de diluição)	3	<1	<1	0	100%	1	1	100%
Sabor a 25°C (Factor de diluição)	3	<1	<1	0	100%	1	1	100%
Turvação (NTU)	4	1,7	1,7	0	100%	1	1	100%
Antimónio (µg/L Sb)	5	---	---	---	---	---	---	---
Arsénio (µg/L As)	10	---	---	---	---	---	---	---
Benzeno (µg/L)	1,0	---	---	---	---	---	---	---
Benzo(a)pireno (µg/L)	0,010	---	---	---	---	---	---	---
Boro (mg/L B)	1,0	---	---	---	---	---	---	---
Bromatos (µg/L BrO ₃)	10	---	---	---	---	---	---	---
Cádmio (µg/L Cd)	5,0	---	---	---	---	---	---	---
Cálcio (mg/L Ca)	---	120	120	---	---	1	1	100%
Chumbo (µg/L Pb)	25	<5	<5	0	100%	1	1	100%
Cianetos (µg/L CN)	50	---	---	---	---	---	---	---
Cobre (mg/L Cu)	2,0	<0,01	<0,01	0	100%	1	1	100%
Crómio (µg/L Cr)	50	---	---	---	---	---	---	---
1,2 - dicloroetano (µg/L)	3,0	---	---	---	---	---	---	---
Dureza total (mg/L CaCO ₃)	---	480	480	---	---	1	1	100%
Enterococos (N/100 ml)	0	0	0	0	100%	1	1	100%
Fluoretos (mg/L F)	1,5	---	---	---	---	---	---	---
Magnésio (mg/L Mg)	---	43	43	---	---	1	1	100%
Mercurio (µg/L Hg)	1	---	---	---	---	---	---	---
Níquel (µg/L Ni)	20	<5	<5	0	100%	1	1	100%
Selénio (µg/L Se)	10	---	---	---	---	---	---	---
Cloretos (mg/L Cl)	250	210	210	0	100%	1	1	100%
Sódio (mg/L Na)	200	---	---	---	---	---	---	---
Sulfatos (mg/L SO ₄)	250	93	93	0	100%	1	1	100%
Tetracloroetano(µg/L)	---	---	---	---	---	---	---	---
Tricloroetano(µg/L)	---	---	---	---	---	---	---	---
Hidrocarbonetos Aromáticos Policíclicos (µg/L):	0,10	---	---	---	---	---	---	---
Benzo(b)fluoranteno (µg/L)	---	---	---	---	---	---	---	---
Benzo(k)fluoranteno (µg/L)	---	---	---	---	---	---	---	---
Benzo(ghi)perileno (µg/L)	---	---	---	---	---	---	---	---
Indeno(1,2,3-cd)pireno(µg/L)	---	---	---	---	---	---	---	---
Clorofórmio(µg/L)	---	---	---	---	---	---	---	---
Bromofórmio(µg/L)	---	---	---	---	---	---	---	---
Bromodlorometano(µg/L)	---	---	---	---	---	---	---	---
Dibromoclorometano(µg/L)	---	---	---	---	---	---	---	---
Total:					100%	29	29	100%

Freguesia de Espírito Santo Roncão de Cima

Informação complementar relativa à averiguação das situações de incumprimento dos VP (causas e medidas correctivas):

O Presidente da Câmara Municipal de Mértola Jorge Paulo Colaço Rosa-	Data da publicação: 13 de Maio de 2013
---	---

Câmara Municipal de Mértola		CONTROLO DA QUALIDADE DA ÁGUA PARA CONSUMO HUMANO NAS ZONAS DE ABASTECIMENTO ¹ DO CONCELHO DE MÉRTOLA				EDITAL n.º 62/2013		
Em conformidade com o Decreto-Lei n.º 306/2007, de 27 de agosto, procedeu-se à verificação da qualidade da água da rede pública, através de análises periódicas na torneira do consumidor, segundo o Programa de Controlo da Qualidade da Água (PCQA) aprovado pela autoridade competente (ERSAR).						1º TRIMESTRE 2013 01 janeiro a 31 março		
Parâmetro (unidades)	Valor Paramétrico (VP) fixado no DL 306/2007	Valores obtidos		N.º Análises superiores VP	% Cumprimento do VP	N.º Análises (PCQA)		% Análises Realizadas
		Mínimo	Máximo			Agendadas	Realizadas	
Escherichia coli (N/100 ml)	0	0	0	0	100%	1	1	100%
Bactérias coliformes (N/100 ml)	0	0	0	0	100%	1	1	100%
Desinfetante residual (mg/L)	0,4	0,2	0,2	---	---	1	1	100%
Alumínio (µg/L Al)	200	---	---	---	---	---	---	---
Amónio (mg/L NH ₄)	0,50	---	---	---	---	---	---	---
Número de colónias a 22 °C (N/ml)	Sem alteração anormal	---	---	---	---	---	---	---
Número de colónias a 37 °C (N/ml)	Sem alteração anormal	---	---	---	---	---	---	---
Condutividade (µS/cm a 20°C)	2500	---	---	---	---	---	---	---
Clostridium perfringens (N/100ml)	0	---	---	---	---	---	---	---
Cor (mg/L PtCo)	20	---	---	---	---	---	---	---
pH (Unidades pH)	≥6,5 e ≤9	---	---	---	---	---	---	---
Ferro (µg/L Fe)	200	---	---	---	---	---	---	---
Manganês (µg/L Mn)	50	---	---	---	---	---	---	---
Nitratos ² (mg/L NO ₃)	50	---	---	---	---	---	---	---
Nitritos (mg/L NO ₂)	0,5	---	---	---	---	---	---	---
Oxidabilidade (mg/L O ₂)	5	---	---	---	---	---	---	---
Cheiro a 25°C (Factor de diluição)	3	---	---	---	---	---	---	---
Sabor a 25°C (Factor de diluição)	3	---	---	---	---	---	---	---
Turvação (NTU)	4	---	---	---	---	---	---	---
Antimónio (µg/L Sb)	5	---	---	---	---	---	---	---
Arsénio (µg/L As)	10	---	---	---	---	---	---	---
Benzeno (µg/L)	1,0	---	---	---	---	---	---	---
Benzo(a)pireno (µg/L)	0,010	---	---	---	---	---	---	---
Boro (mg/L B)	1,0	---	---	---	---	---	---	---
Bromatos (µg/L BrO ₃)	10	---	---	---	---	---	---	---
Cádmio (µg/L Cd)	5,0	---	---	---	---	---	---	---
Cálcio (mg/L Ca)	---	---	---	---	---	---	---	---
Chumbo (µg/L Pb)	25	---	---	---	---	---	---	---
Cianetos (µg/L CN)	50	---	---	---	---	---	---	---
Cobre (mg/L Cu)	2,0	---	---	---	---	---	---	---
Crómio (µg/L Cr)	50	---	---	---	---	---	---	---
1,2 - dicloroetano (µg/L)	3,0	---	---	---	---	---	---	---
Dureza total (mg/L CaCO ₃)	---	---	---	---	---	---	---	---
Enterococos (N/100 ml)	0	---	---	---	---	---	---	---
Fluoretos (mg/L F)	1,5	---	---	---	---	---	---	---
Magnésio (mg/L Mg)	---	---	---	---	---	---	---	---
Mercurio (µg/L Hg)	1	---	---	---	---	---	---	---
Níquel (µg/L Ni)	20	---	---	---	---	---	---	---
Selénio (µg/L Se)	10	---	---	---	---	---	---	---
Cloretos (mg/L Cl)	250	---	---	---	---	---	---	---
Sódio (mg/L Na)	200	---	---	---	---	---	---	---
Sulfatos (mg/L SO ₄)	250	---	---	---	---	---	---	---
Tetracloroetano(µg/L)	---	---	---	---	---	---	---	---
Tricloroetano(µg/L)	---	---	---	---	---	---	---	---
Hidrocarbonetos Aromáticos Policíclicos (µg/L):	0,10	---	---	---	---	---	---	---
Benzo(b)fluoranteno (µg/L)	---	---	---	---	---	---	---	---
Benzo(k)fluoranteno (µg/L)	---	---	---	---	---	---	---	---
Benzo(ghi)perileno (µg/L)	---	---	---	---	---	---	---	---
Indeno(1,2,3-cd)pireno(µg/L)	---	---	---	---	---	---	---	---
Clorofórmio(µg/L)	---	---	---	---	---	---	---	---
Bromofórmio(µg/L)	---	---	---	---	---	---	---	---
Bromodichlorometano(µg/L)	---	---	---	---	---	---	---	---
Dibromoclorometano(µg/L)	---	---	---	---	---	---	---	---
Total:					100%	3	3	100%
Freguesia de São Miguel do Pinheiro Roncão de São Miguel								
Informação complementar relativa à averiguação das situações de incumprimento dos VP (causas e medidas correctivas):								
O Presidente da Câmara Municipal de Mértola						Data da publicação:		
Jorge Paulo Colaço Rosa-						13 de Maio de 2013		

Câmara Municipal de Mértola		CONTROLO DA QUALIDADE DA ÁGUA PARA CONSUMO HUMANO NAS ZONAS DE ABASTECIMENTO ¹ DO CONCELHO DE MÉRTOLA				EDITAL n.º 62/2013		
Em conformidade com o Decreto-Lei n.º 306/2007, de 27 de agosto, procedeu-se à verificação da qualidade da água da rede pública, através de análises periódicas na torneira do consumidor, segundo o Programa de Controlo da Qualidade da Água (PCQA) aprovado pela autoridade competente (ERSAR).					1º TRIMESTRE 2013 01 janeiro a 31 março			
Parâmetro (unidades)	Valor Paramétrico (VP) fixado no DL 306/2007	Valores obtidos		N.º Análises superiores VP	% Cumprimento do VP	N.º Análises (PCQA)		% Análises Realizadas
		Mínimo	Máximo			Agendadas	Realizadas	
<i>Escherichia coli</i> (N/100 ml)	0	0	0	0	100%	2	2	100%
Bactérias coliformes (N/100 ml)	0	0	0	0	100%	2	2	100%
Desinfetante residual (mg/L)	0,4	0,3	0,5	---	---	2	2	100%
Alumínio (µg/L Al)	200	---	---	---	---	---	---	---
Amónio (mg/L NH ₄)	0,50	0,02	0,02	0	100%	1	1	100%
Número de colónias a 22 °C (N/ml)	Sem alteração anormal	44	44	---	---	1	1	100%
Número de colónias a 37 °C (N/ml)	Sem alteração anormal	63	63	---	---	1	1	100%
Condutividade (µS/cm a 20°C)	2500	1200	1200	0	100%	1	1	100%
<i>Clostridium perfringens</i> (N/100ml)	0	0	0	0	100%	1	1	100%
Cor (mg/L PtCo)	20	<2	<2	0	100%	1	1	100%
pH (Unidades pH)	≥6,5 e ≤9	7,5	7,5	0	100%	1	1	100%
Ferro (µg/L Fe)	200	<50	<50	0	100%	1	1	100%
Manganês (µg/L Mn)	50	<15	<15	0	100%	1	1	100%
Nitratos ² (mg/L NO ₃)	50	37	37	0	100%	1	1	100%
Nitritos (mg/L NO ₂)	0,5	---	---	---	---	---	---	---
Oxidabilidade (mg/L O ₂)	5	<1	<1	0	100%	1	1	100%
Cheiro a 25°C (Factor de diluição)	3	<1	<1	0	100%	1	1	100%
Sabor a 25°C (Factor de diluição)	3	<1	<1	0	100%	1	1	100%
Turvação (NTU)	4	1	1	0	100%	1	1	100%
Antimónio (µg/L Sb)	5	<3,5	<3,5	0	100%	1	1	100%
Arsénio (µg/L As)	10	<10	<10	0	100%	1	1	100%
Benzeno (µg/L)	1,0	---	---	---	---	---	---	---
Benzo(a)pireno (µg/L)	0,010	---	---	---	---	---	---	---
Boro (mg/L B)	1,0	---	---	---	---	---	---	---
Bromatos (µg/L BrO ₃)	10	---	---	---	---	---	---	---
Cádmio (µg/L Cd)	5,0	---	---	---	---	---	---	---
Cálcio (mg/L Ca)	---	120	120	---	---	1	1	100%
Chumbo (µg/L Pb)	25	<5	<5	0	100%	1	1	100%
Cianetos (µg/L CN)	50	---	---	---	---	---	---	---
Cobre (mg/L Cu)	2,0	<0,01	<0,01	0	100%	1	1	100%
Crómio (µg/L Cr)	50	---	---	---	---	---	---	---
1,2 - dicloroetano (µg/L)	3,0	---	---	---	---	---	---	---
Dureza total (mg/L CaCO ₃)	---	520	520	---	---	1	1	100%
Enterococos (N/100 ml)	0	0	0	0	100%	1	1	100%
Fluoretos (mg/L F)	1,5	---	---	---	---	---	---	---
Magnésio (mg/L Mg)	---	53	53	---	---	1	1	100%
Mercurio (µg/L Hg)	1	---	---	---	---	---	---	---
Níquel (µg/L Ni)	20	<5	<5	0	100%	1	1	100%
Selénio (µg/L Se)	10	---	---	---	---	---	---	---
Cloretos (mg/L Cl)	250	210	210	0	100%	1	1	100%
Sódio (mg/L Na)	200	---	---	---	---	---	---	---
Sulfatos (mg/L SO ₄)	250	130	130	0	100%	1	1	100%
Tetracloroetano(µg/L)	---	---	---	---	---	---	---	---
Tricloroetano(µg/L)	---	---	---	---	---	---	---	---
Hidrocarbonetos Aromáticos Policíclicos (µg/L):	0,10	---	---	---	---	---	---	---
Benzo(b)fluoranteno (µg/L)	---	---	---	---	---	---	---	---
Benzo(k)fluoranteno (µg/L)	---	---	---	---	---	---	---	---
Benzo(ghi)perileno (µg/L)	---	---	---	---	---	---	---	---
Indeno(1,2,3-cd)pireno(µg/L)	---	---	---	---	---	---	---	---
Clorofórmio(µg/L)	---	---	---	---	---	---	---	---
Bromofórmio(µg/L)	---	---	---	---	---	---	---	---
Bromodiorometano(µg/L)	---	---	---	---	---	---	---	---
Dibromoclorometano(µg/L)	---	---	---	---	---	---	---	---
Total:					100%	31	31	100%
Freguesia de Espírito Santo Roncão do Meio								
Informação complementar relativa à averiguação das situações de incumprimento dos VP (causas e medidas correctivas):								
O Presidente da Câmara Municipal de Mértola					Data da publicação:			
Jorge Paulo Colaço Rosa-					13 de Maio de 2013			

	Câmara Municipal de Mértola	CONTROLO DA QUALIDADE DA ÁGUA PARA CONSUMO HUMANO NAS ZONAS DE ABASTECIMENTO¹ DO CONCELHO DE MÉRTOLA	EDITAL n.º 62/2013
--	------------------------------------	--	---------------------------

Em conformidade com o Decreto-Lei n.º 306/2007, de 27 de agosto, procedeu-se à verificação da qualidade da água da rede pública, através de análises periódicas na torneira do consumidor, segundo o Programa de Controlo da Qualidade da Água (PCQA) aprovado pela autoridade competente (ERSAR).	1º TRIMESTRE 2013 01 janeiro a 31 março
--	--

Parâmetro (unidades)	Valor Paramétrico (VP) fixado no DL 306/2007	Valores obtidos		N.º Análises superiores VP	% Cumprimento do VP	N.º Análises (PCQA)		% Análises Realizadas
		Mínimo	Máximo			Agendadas	Realizadas	
Escherichia coli (N/100 ml)	0	0	0	0	100%	2	2	100%
Bactérias coliformes (N/100 ml)	0	0	0	0	100%	2	2	100%
Desinfetante residual (mg/L)	0,4	0,3	0,7	---	---	2	2	100%
Alumínio (µg/L Al)	200	---	---	---	---	---	---	---
Amónio (mg/L NH ₄)	0,50	<0,02	<0,02	0	100%	1	1	100%
Número de colónias a 22 °C (N/ml)	Sem alteração anormal	0	0	---	---	1	1	100%
Número de colónias a 37 °C (N/ml)	Sem alteração anormal	0	0	---	---	1	1	100%
Condutividade (µS/cm a 20°C)	2500	650	650	0	100%	1	1	100%
Clostridium perfringens (N/100ml)	0	0	0	0	100%	1	1	100%
Cor (mg/L PtCo)	20	5,3	5,3	0	100%	1	1	100%
pH (Unidades pH)	≥6,5 e ≤9	7,8	7,8	0	100%	1	1	100%
Ferro (µg/L Fe)	200	<50	<50	0	100%	1	1	100%
Manganês (µg/L Mn)	50	<15	<15	0	100%	1	1	100%
Nitratos ² (mg/L NO ₃)	50	---	---	---	---	---	---	---
Nitritos (mg/L NO ₂)	0,5	---	---	---	---	---	---	---
Oxidabilidade (mg/L O ₂)	5	1,1	1,1	0	100%	1	1	100%
Cheiro a 25°C (Factor de diluição)	3	<1	<1	0	100%	1	1	100%
Sabor a 25°C (Factor de diluição)	3	<1	<1	0	100%	1	1	100%
Turvação (NTU)	4	2,1	2,1	0	100%	1	1	100%
Antimónio (µg/L Sb)	5	---	---	---	---	---	---	---
Arsénio (µg/L As)	10	---	---	---	---	---	---	---
Benzeno (µg/L)	1,0	---	---	---	---	---	---	---
Benzo(a)pireno (µg/L)	0,010	---	---	---	---	---	---	---
Boro (mg/L B)	1,0	---	---	---	---	---	---	---
Bromatos (µg/L BrO ₃)	10	---	---	---	---	---	---	---
Cádmio (µg/L Cd)	5,0	---	---	---	---	---	---	---
Cálcio (mg/L Ca)	---	58	58	---	---	1	1	100%
Chumbo (µg/L Pb)	25	<5	<5	0	100%	1	1	100%
Cianetos (µg/L CN)	50	---	---	---	---	---	---	---
Cobre (mg/L Cu)	2,0	<0,01	<0,01	0	100%	1	1	100%
Crómio (µg/L Cr)	50	---	---	---	---	---	---	---
1,2 - dicloroetano (µg/L)	3,0	---	---	---	---	---	---	---
Dureza total (mg/L CaCO ₃)	---	260	260	---	---	1	1	100%
Enterococos (N/100 ml)	0	0	0	0	100%	1	1	100%
Fluoretos (mg/L F)	1,5	---	---	---	---	---	---	---
Magnésio (mg/L Mg)	---	27	27	---	---	1	1	100%
Mercurio (µg/L Hg)	1	---	---	---	---	---	---	---
Níquel (µg/L Ni)	20	<5	<5	0	100%	1	1	100%
Selénio (µg/L Se)	10	---	---	---	---	---	---	---
Cloretos (mg/L Cl)	250	---	---	---	---	---	---	---
Sódio (mg/L Na)	200	---	---	---	---	---	---	---
Sulfatos (mg/L SO ₄)	250	---	---	---	---	---	---	---
Tetracloroetano(µg/L)	---	---	---	---	---	---	---	---
Tricloroetano(µg/L)	---	---	---	---	---	---	---	---
Hidrocarbonetos Aromáticos Policíclicos (µg/L):	0,10	---	---	---	---	---	---	---
Benzo(b)fluoranteno (µg/L)	---	---	---	---	---	---	---	---
Benzo(k)fluoranteno (µg/L)	---	---	---	---	---	---	---	---
Benzo(ghi)perileno (µg/L)	---	---	---	---	---	---	---	---
Indeno(1,2,3-cd)pireno(µg/L)	---	---	---	---	---	---	---	---
Clorofórmio(µg/L)	---	---	---	---	---	---	---	---
Bromofórmio(µg/L)	---	---	---	---	---	---	---	---
Bromodlorometano(µg/L)	---	---	---	---	---	---	---	---
Dibromoclorometano(µg/L)	---	---	---	---	---	---	---	---
Total:					100%	26	26	100%

Freguesia de São João dos Caldeireiros
São João dos Caldeireiros

Informação complementar relativa à averiguação das situações de incumprimento dos VP (causas e medidas correctivas):

O Presidente da Câmara Municipal de Mértola Jorge Paulo Colaço Rosa-	Data da publicação: 13 de Maio de 2013
---	---

	Câmara Municipal de Mértola	CONTROLO DA QUALIDADE DA ÁGUA PARA CONSUMO HUMANO NAS ZONAS DE ABASTECIMENTO¹ DO CONCELHO DE MÉRTOLA	EDITAL n.º 62/2013
--	------------------------------------	--	---------------------------

Em conformidade com o Decreto-Lei n.º 306/2007, de 27 de agosto, procedeu-se à verificação da qualidade da água da rede pública, através de análises periódicas na torneira do consumidor, segundo o Programa de Controlo da Qualidade da Água (PCQA) aprovado pela autoridade competente (ERSAR).	1º TRIMESTRE 2013 01 janeiro a 31 março
--	--

Parâmetro (unidades)	Valor Paramétrico (VP) fixado no DL 306/2007	Valores obtidos		N.º Análises superiores VP	% Cumprimento do VP	N.º Análises (PCQA)		% Análises Realizadas
		Mínimo	Máximo			Agendadas	Realizadas	
Escherichia coli (N/100 ml)	0	0	0	0	100%	2	2	100%
Bactérias coliformes (N/100 ml)	0	0	0	0	100%	2	2	100%
Desinfetante residual (mg/L)	0,4	0,6	0,7	---	---	2	2	100%
Alumínio (µg/L Al)	200	---	---	---	---	---	---	---
Amónio (mg/L NH ₄)	0,50	<0,02	<0,02	0	100%	1	1	100%
Número de colónias a 22 °C (N/ml)	Sem alteração anormal	0	0	---	---	1	1	100%
Número de colónias a 37 °C (N/ml)	Sem alteração anormal	0	0	---	---	1	1	100%
Condutividade (µS/cm a 20°C)	2500	780	780	0	100%	1	1	100%
Clostridium perfringens (N/100ml)	0	0	0	0	100%	1	1	100%
Cor (mg/L PtCo)	20	<2	<2	0	100%	1	1	100%
pH (Unidades pH)	≥6,5 e ≤9	7,8	7,8	0	100%	1	1	100%
Ferro (µg/L Fe)	200	<50	<50	0	100%	1	1	100%
Manganês (µg/L Mn)	50	<15	<15	0	100%	1	1	100%
Nitratos ² (mg/L NO ₃)	50	---	---	---	---	---	---	---
Nitritos (mg/L NO ₂)	0,5	---	---	---	---	---	---	---
Oxidabilidade (mg/L O ₂)	5	<1	<1	0	100%	1	1	100%
Cheiro a 25°C (Factor de diluição)	3	<1	<1	0	100%	1	1	100%
Sabor a 25°C (Factor de diluição)	3	<1	<1	0	100%	1	1	100%
Turvação (NTU)	4	<0,5	2,1	0	100%	1	1	100%
Antimónio (µg/L Sb)	5	---	---	---	---	---	---	---
Arsénio (µg/L As)	10	---	---	---	---	---	---	---
Benzeno (µg/L)	1,0	---	---	---	---	---	---	---
Benzo(a)pireno (µg/L)	0,010	---	---	---	---	---	---	---
Boro (mg/L B)	1,0	---	---	---	---	---	---	---
Bromatos (µg/L BrO ₃)	10	---	---	---	---	---	---	---
Cádmio (µg/L Cd)	5,0	---	---	---	---	---	---	---
Cálcio (mg/L Ca)	---	62	62	---	---	1	1	100%
Chumbo (µg/L Pb)	25	<5	<5	0	100%	1	1	100%
Cianetos (µg/L CN)	50	---	---	---	---	---	---	---
Cobre (mg/L Cu)	2,0	0,02	0,02	0	100%	1	1	100%
Crómio (µg/L Cr)	50	---	---	---	---	---	---	---
1,2 - dicloroetano (µg/L)	3,0	---	---	---	---	---	---	---
Dureza total (mg/L CaCO ₃)	---	390	390	---	---	1	1	100%
Enterococos (N/100 ml)	0	0	0	0	100%	1	1	100%
Fluoretos (mg/L F)	1,5	---	---	---	---	---	---	---
Magnésio (mg/L Mg)	---	57	57	---	---	1	1	100%
Mercurio (µg/L Hg)	1	---	---	---	---	---	---	---
Níquel (µg/L Ni)	20	<5	<5	0	100%	1	1	100%
Selénio (µg/L Se)	10	---	---	---	---	---	---	---
Cloretos (mg/L Cl)	250	---	---	---	---	---	---	---
Sódio (mg/L Na)	200	---	---	---	---	---	---	---
Sulfatos (mg/L SO ₄)	250	---	---	---	---	---	---	---
Tetracloroetano(µg/L)	---	---	---	---	---	---	---	---
Tricloroetano(µg/L)	---	---	---	---	---	---	---	---
Hidrocarbonetos Aromáticos Policíclicos (µg/L):	0,10	---	---	---	---	---	---	---
Benzo(b)fluoranteno (µg/L)	---	---	---	---	---	---	---	---
Benzo(k)fluoranteno (µg/L)	---	---	---	---	---	---	---	---
Benzo(ghi)perileno (µg/L)	---	---	---	---	---	---	---	---
Indeno(1,2,3-cd)pireno(µg/L)	---	---	---	---	---	---	---	---
Clorofórmio(µg/L)	---	---	---	---	---	---	---	---
Bromofórmio(µg/L)	---	---	---	---	---	---	---	---
Bromodlorometano(µg/L)	---	---	---	---	---	---	---	---
Dibromoclorometano(µg/L)	---	---	---	---	---	---	---	---
Total:					100%	26	26	100%

Freguesia de São Miguel do Pinheiro
São Miguel do Pinheiro

Informação complementar relativa à averiguação das situações de incumprimento dos VP (causas e medidas correctivas):

O Presidente da Câmara Municipal de Mértola
Jorge Paulo Colaço Rosa-

Data da publicação:
13 de Maio de 2013

Câmara Municipal de Mértola		CONTROLO DA QUALIDADE DA ÁGUA PARA CONSUMO HUMANO NAS ZONAS DE ABASTECIMENTO ¹ DO CONCELHO DE MÉRTOLA				EDITAL n.º 62/2013		
Em conformidade com o Decreto-Lei n.º 306/2007, de 27 de agosto, procedeu-se à verificação da qualidade da água da rede pública, através de análises periódicas na torneira do consumidor, segundo o Programa de Controlo da Qualidade da Água (PCQA) aprovado pela autoridade competente (ERSAR).						1º TRIMESTRE 2013 01 janeiro a 31 março		
Parâmetro (unidades)	Valor Paramétrico (VP) fixado no DL 306/2007	Valores obtidos		N.º Análises superiores VP	% Cumprimento do VP	N.º Análises (PCQA)		% Análises Realizadas
		Mínimo	Máximo			Agendadas	Realizadas	
<i>Escherichia coli</i> (N/100 ml)	0	0	0	0	100%	1	1	100%
Bactérias coliformes (N/100 ml)	0	0	0	0	100%	1	1	100%
Desinfetante residual (mg/L)	0,4	0,2	0,2	---	---	1	1	100%
Alumínio (µg/L Al)	200	---	---	---	---	---	---	---
Amónio (mg/L NH ₄)	0,50	---	---	---	---	---	---	---
Número de colónias a 22 °C (N/ml)	Sem alteração anormal	---	---	---	---	---	---	---
Número de colónias a 37 °C (N/ml)	Sem alteração anormal	---	---	---	---	---	---	---
Condutividade (µS/cm a 20°C)	2500	---	---	---	---	---	---	---
<i>Clostridium perfringens</i> (N/100ml)	0	---	---	---	---	---	---	---
Cor (mg/L PtCo)	20	---	---	---	---	---	---	---
pH (Unidades pH)	≥6,5 e ≤9	---	---	---	---	---	---	---
Ferro (µg/L Fe)	200	---	---	---	---	---	---	---
Manganês (µg/L Mn)	50	---	---	---	---	---	---	---
Nitratos ² (mg/L NO ₃)	50	---	---	---	---	---	---	---
Nitritos (mg/L NO ₂)	0,5	---	---	---	---	---	---	---
Oxidabilidade (mg/L O ₂)	5	---	---	---	---	---	---	---
Cheiro a 25°C (Factor de diluição)	3	---	---	---	---	---	---	---
Sabor a 25°C (Factor de diluição)	3	---	---	---	---	---	---	---
Turvação (NTU)	4	---	---	---	---	---	---	---
Antimónio (µg/L Sb)	5	---	---	---	---	---	---	---
Arsénio (µg/L As)	10	---	---	---	---	---	---	---
Benzeno (µg/L)	1,0	---	---	---	---	---	---	---
Benzo(a)pireno (µg/L)	0,010	---	---	---	---	---	---	---
Boro (mg/L B)	1,0	---	---	---	---	---	---	---
Bromatos (µg/L BrO ₃)	10	---	---	---	---	---	---	---
Cádmio (µg/L Cd)	5,0	---	---	---	---	---	---	---
Cálcio (mg/L Ca)	---	---	---	---	---	---	---	---
Chumbo (µg/L Pb)	25	---	---	---	---	---	---	---
Cianetos (µg/L CN)	50	---	---	---	---	---	---	---
Cobre (mg/L Cu)	2,0	---	---	---	---	---	---	---
Crómio (µg/L Cr)	50	---	---	---	---	---	---	---
1,2 – dicloroetano (µg/L)	3,0	---	---	---	---	---	---	---
Dureza total (mg/L CaCO ₃)	---	---	---	---	---	---	---	---
Enterococos (N/100 ml)	0	---	---	---	---	---	---	---
Fluoretos (mg/L F)	1,5	---	---	---	---	---	---	---
Magnésio (mg/L Mg)	---	---	---	---	---	---	---	---
Mercurio (µg/L Hg)	1	---	---	---	---	---	---	---
Níquel (µg/L Ni)	20	---	---	---	---	---	---	---
Selénio (µg/L Se)	10	---	---	---	---	---	---	---
Cloretos (mg/L Cl)	250	---	---	---	---	---	---	---
Sódio (mg/L Na)	200	---	---	---	---	---	---	---
Sulfatos (mg/L SO ₄)	250	---	---	---	---	---	---	---
Tetracloroetano(µg/L)	---	---	---	---	---	---	---	---
Tricloroetano(µg/L)	---	---	---	---	---	---	---	---
Hidrocarbonetos Aromáticos Policíclicos (µg/L):	0,10	---	---	---	---	---	---	---
Benzo(b)fluoranteno (µg/L)	---	---	---	---	---	---	---	---
Benzo(k)fluoranteno (µg/L)	---	---	---	---	---	---	---	---
Benzo(ghi)perileno (µg/L)	---	---	---	---	---	---	---	---
Indeno(1,2,3-cd)pireno(µg/L)	---	---	---	---	---	---	---	---
Clorofórmio(µg/L)	---	---	---	---	---	---	---	---
Bromofórmio(µg/L)	---	---	---	---	---	---	---	---
Bromodlorometano(µg/L)	---	---	---	---	---	---	---	---
Dibromodlorometano(µg/L)	---	---	---	---	---	---	---	---
Total:					100%	3	3	100%
Freguesia de São Pedro de Sólis São Pedro de Sólis								
Informação complementar relativa à averiguação das situações de incumprimento dos VP (causas e medidas correctivas):								
O Presidente da Câmara Municipal de Mértola -Jorge Paulo Colaço Rosa-						Data da publicação: 13 de Maio de 2013		

	Câmara Municipal de Mértola	CONTROLO DA QUALIDADE DA ÁGUA PARA CONSUMO HUMANO NAS ZONAS DE ABASTECIMENTO¹ DO CONCELHO DE MÉRTOLA	EDITAL n.º 62/2013
--	------------------------------------	--	---------------------------

Em conformidade com o Decreto-Lei n.º 306/2007, de 27 de agosto, procedeu-se à verificação da qualidade da água da rede pública, através de análises periódicas na torneira do consumidor, segundo o Programa de Controlo da Qualidade da Água (PCQA) aprovado pela autoridade competente (ERSAR).	1º TRIMESTRE 2013 01 janeiro a 31 março
--	--

Parâmetro (unidades)	Valor Paramétrico (VP) fixado no DL 306/2007	Valores obtidos		N.º Análises superiores VP	% Cumprimento do VP	N.º Análises (PCQA)		% Análises Realizadas
		Mínimo	Máximo			Agendadas	Realizadas	
Escherichia coli (N/100 ml)	0	0	0	0	100%	2	2	100%
Bactérias coliformes (N/100 ml)	0	0	0	0	100%	2	2	100%
Desinfetante residual (mg/L)	0,4	0,4	0,6	---	---	2	2	100%
Alumínio (µg/L Al)	200	---	---	---	---	---	---	---
Amónio (mg/L NH ₄)	0,50	<0,02	<0,02	0	100%	1	1	100%
Número de colónias a 22 °C (N/ml)	Sem alteração anormal	12	12	---	---	1	1	100%
Número de colónias a 37 °C (N/ml)	Sem alteração anormal	22	22	---	---	1	1	100%
Condutividade (µS/cm a 20°C)	2500	560	560	0	100%	1	1	100%
Clostridium perfringens (N/100ml)	0	0	0	0	100%	1	1	100%
Cor (mg/L PtCo)	20	<2	<2	0	100%	1	1	100%
pH (Unidades pH)	≥6,5 e ≤9	7,5	7,5	0	100%	1	1	100%
Ferro (µg/L Fe)	200	<50	<50	0	100%	1	1	100%
Manganês (µg/L Mn)	50	<15	<15	0	100%	1	1	100%
Nitratos ² (mg/L NO ₃)	50	---	---	---	---	---	---	---
Nitritos (mg/L NO ₂)	0,5	---	---	---	---	---	---	---
Oxidabilidade (mg/L O ₂)	5	<1	<1	0	100%	1	1	100%
Cheiro a 25°C (Factor de diluição)	3	<1	<1	0	100%	1	1	100%
Sabor a 25°C (Factor de diluição)	3	<1	<1	0	100%	1	1	100%
Turvação (NTU)	4	<0,5	2,1	0	100%	1	1	100%
Antimónio (µg/L Sb)	5	---	---	---	---	---	---	---
Arsénio (µg/L As)	10	---	---	---	---	---	---	---
Benzeno (µg/L)	1,0	---	---	---	---	---	---	---
Benzo(a)pireno (µg/L)	0,010	---	---	---	---	---	---	---
Boro (mg/L B)	1,0	---	---	---	---	---	---	---
Bromatos (µg/L BrO ₃)	10	---	---	---	---	---	---	---
Cádmio (µg/L Cd)	5,0	---	---	---	---	---	---	---
Cálcio (mg/L Ca)	---	62	62	---	---	1	1	100%
Chumbo (µg/L Pb)	25	<5	<5	0	100%	1	1	100%
Cianetos (µg/L CN)	50	---	---	---	---	---	---	---
Cobre (mg/L Cu)	2,0	<0,01	<0,01	0	100%	1	1	100%
Crómio (µg/L Cr)	50	---	---	---	---	---	---	---
1,2 - dicloroetano (µg/L)	3,0	---	---	---	---	---	---	---
Dureza total (mg/L CaCO ₃)	---	280	280	---	---	1	1	100%
Enterococos (N/100 ml)	0	0	0	0	100%	1	1	100%
Fluoretos (mg/L F)	1,5	---	---	---	---	---	---	---
Magnésio (mg/L Mg)	---	31	31	---	---	1	1	100%
Mercurio (µg/L Hg)	1	---	---	---	---	---	---	---
Níquel (µg/L Ni)	20	<5	<5	0	100%	1	1	100%
Selénio (µg/L Se)	10	---	---	---	---	---	---	---
Cloretos (mg/L Cl)	250	---	---	---	---	---	---	---
Sódio (mg/L Na)	200	---	---	---	---	---	---	---
Sulfatos (mg/L SO ₄)	250	---	---	---	---	---	---	---
Tetracloroetano(µg/L)	---	---	---	---	---	---	---	---
Tricloroetano(µg/L)	---	---	---	---	---	---	---	---
Hidrocarbonetos Aromáticos Policíclicos (µg/L):	0,10	---	---	---	---	---	---	---
Benzo(b)fluoranteno (µg/L)	---	---	---	---	---	---	---	---
Benzo(k)fluoranteno (µg/L)	---	---	---	---	---	---	---	---
Benzo(ghi)perileno (µg/L)	---	---	---	---	---	---	---	---
Indeno(1,2,3-cd)pireno(µg/L)	---	---	---	---	---	---	---	---
Clorofórmio(µg/L)	---	---	---	---	---	---	---	---
Bromofórmio(µg/L)	---	---	---	---	---	---	---	---
Bromodlorometano(µg/L)	---	---	---	---	---	---	---	---
Dibromoclorometano(µg/L)	---	---	---	---	---	---	---	---
Total:					100%	26	26	100%

Freguesia de São Sebastião dos Carros
São Sebastião dos Carros

Informação complementar relativa à averiguação das situações de incumprimento dos VP (causas e medidas correctivas):

O Presidente da Câmara Municipal de Mértola Jorge Paulo Colaço Rosa-	Data da publicação: 13 de Maio de 2013
---	---

	Câmara Municipal de Mértola	CONTROLO DA QUALIDADE DA ÁGUA PARA CONSUMO HUMANO NAS ZONAS DE ABASTECIMENTO¹ DO CONCELHO DE MÉRTOLA	EDITAL n.º 62/2013
--	------------------------------------	--	---------------------------

Em conformidade com o Decreto-Lei n.º 306/2007, de 27 de agosto, procedeu-se à verificação da qualidade da água da rede pública, através de análises periódicas na torneira do consumidor, segundo o Programa de Controlo da Qualidade da Água (PCQA) aprovado pela autoridade competente (ERSAR).	1º TRIMESTRE 2013 01 janeiro a 31 março
--	--

Parâmetro (unidades)	Valor Paramétrico (VP) fixado no DL 306/2007	Valores obtidos		N.º Análises superiores VP	% Cumprimento do VP	N.º Análises (PCQA)		% Análises Realizadas
		Mínimo	Máximo			Agendadas	Realizadas	
Escherichia coli (N/100 ml)	0	0	0	0	100%	2	2	100%
Bactérias coliformes (N/100 ml)	0	0	0	0	100%	2	2	100%
Desinfetante residual (mg/L)	0,4	0,2	0,3	---	---	2	2	100%
Alumínio (µg/L Al)	200	---	---	---	---	---	---	---
Amónio (mg/L NH ₄)	0,50	<0,02	<0,02	0	100%	1	1	100%
Número de colónias a 22 °C (N/ml)	Sem alteração anormal	4	4	---	---	1	1	100%
Número de colónias a 37 °C (N/ml)	Sem alteração anormal	0	0	---	---	1	1	100%
Condutividade (µS/cm a 20°C)	2500	490	490	0	100%	1	1	100%
Clostridium perfringens (N/100ml)	0	0	0	0	100%	1	1	100%
Cor (mg/L PtCo)	20	<2	<2	0	100%	1	1	100%
pH (Unidades pH)	≥6,5 e ≤9	7,5	7,5	0	100%	1	1	100%
Ferro (µg/L Fe)	200	<50	<50	0	100%	1	1	100%
Manganês (µg/L Mn)	50	<15	<15	0	100%	1	1	100%
Nitratos ² (mg/L NO ₃)	50	<10	<10	0	100%	1	1	100%
Nitritos (mg/L NO ₂)	0,5	---	---	---	---	---	---	---
Oxidabilidade (mg/L O ₂)	5	<1	<1	0	100%	1	1	100%
Cheiro a 25°C (Factor de diluição)	3	<1	<1	0	100%	1	1	100%
Sabor a 25°C (Factor de diluição)	3	<1	<1	0	100%	1	1	100%
Turvação (NTU)	4	0,95	0,95	0	100%	1	1	100%
Antimónio (µg/L Sb)	5	---	---	---	---	---	---	---
Arsénio (µg/L As)	10	---	---	---	---	---	---	---
Benzeno (µg/L)	1,0	---	---	---	---	---	---	---
Benzo(a)pireno (µg/L)	0,010	---	---	---	---	---	---	---
Boro (mg/L B)	1,0	---	---	---	---	---	---	---
Bromatos (µg/L BrO ₃)	10	---	---	---	---	---	---	---
Cádmio (µg/L Cd)	5,0	---	---	---	---	---	---	---
Cálcio (mg/L Ca)	---	48	48	---	---	1	1	100%
Chumbo (µg/L Pb)	25	<5	<5	0	100%	1	1	100%
Cianetos (µg/L CN)	50	---	---	---	---	---	---	---
Cobre (mg/L Cu)	2,0	<0,01	<0,01	0	100%	1	1	100%
Crómio (µg/L Cr)	50	---	---	---	---	---	---	---
1,2 - dicloroetano (µg/L)	3,0	---	---	---	---	---	---	---
Dureza total (mg/L CaCO ₃)	---	220	220	---	---	1	1	100%
Enterococos (N/100 ml)	0	0	0	0	100%	1	1	100%
Fluoretos (mg/L F)	1,5	---	---	---	---	---	---	---
Magnésio (mg/L Mg)	---	24	24	---	---	1	1	100%
Mercurio (µg/L Hg)	1	---	---	---	---	---	---	---
Níquel (µg/L Ni)	20	<5	<5	0	100%	1	1	100%
Selénio (µg/L Se)	10	---	---	---	---	---	---	---
Cloretos (mg/L Cl)	250	---	---	---	---	---	---	---
Sódio (mg/L Na)	200	---	---	---	---	---	---	---
Sulfatos (mg/L SO ₄)	250	31	31	0	100%	1	1	100%
Tetracloroetano(µg/L)	---	---	---	---	---	---	---	---
Tricloroetano(µg/L)	---	---	---	---	---	---	---	---
Hidrocarbonetos Aromáticos Policíclicos (µg/L):	0,10	---	---	---	---	---	---	---
Benzo(b)fluoranteno (µg/L)	---	---	---	---	---	---	---	---
Benzo(k)fluoranteno (µg/L)	---	---	---	---	---	---	---	---
Benzo(ghi)perileno (µg/L)	---	---	---	---	---	---	---	---
Indeno(1,2,3-cd)pireno(µg/L)	---	---	---	---	---	---	---	---
Clorofórmio(µg/L)	---	---	---	---	---	---	---	---
Bromofórmio(µg/L)	---	---	---	---	---	---	---	---
Bromodlorometano(µg/L)	---	---	---	---	---	---	---	---
Dibromoclorometano(µg/L)	---	---	---	---	---	---	---	---
Total:					100%	28	28	100%

Freguesia de Mértola
Sapos

Informação complementar relativa à averiguação das situações de incumprimento dos VP (causas e medidas correctivas):

O Presidente da Câmara Municipal de Mértola

Jorge Paulo Colaço Rosa-

Data da publicação:
13 de Maio de 2013

	Câmara Municipal de Mértola	CONTROLO DA QUALIDADE DA ÁGUA PARA CONSUMO HUMANO NAS ZONAS DE ABASTECIMENTO¹ DO CONCELHO DE MÉRTOLA	EDITAL n.º 62/2013
--	------------------------------------	--	---------------------------

Em conformidade com o Decreto-Lei n.º 306/2007, de 27 de agosto, procedeu-se à verificação da qualidade da água da rede pública, através de análises periódicas na torneira do consumidor, segundo o Programa de Controlo da Qualidade da Água (PCQA) aprovado pela autoridade competente (ERSAR).	1º TRIMESTRE 2013 01 janeiro a 31 março
--	--

Parâmetro (unidades)	Valor Paramétrico (VP) fixado no DL 306/2007	Valores obtidos		N.º Análises superiores VP	% Cumprimento do VP	N.º Análises (PCQA)		% Análises Realizadas
		Mínimo	Máximo			Agendadas	Realizadas	
Escherichia coli (N/100 ml)	0	0	0	0	100%	2	2	100%
Bactérias coliformes (N/100 ml)	0	0	0	0	100%	2	2	100%
Desinfetante residual (mg/L)	0,4	0,4	0,4	---	---	2	2	100%
Alumínio (µg/L Al)	200	---	---	---	---	---	---	---
Amónio (mg/L NH ₄)	0,50	<0,02	<0,02	0	100%	1	1	100%
Número de colónias a 22 °C (N/ml)	Sem alteração anormal	0	0	---	---	1	1	100%
Número de colónias a 37 °C (N/ml)	Sem alteração anormal	9	9	---	---	1	1	100%
Condutividade (µS/cm a 20°C)	2500	970	970	0	100%	1	1	100%
Clostridium perfringens (N/100ml)	0	0	0	0	100%	1	1	100%
Cor (mg/L PtCo)	20	<2	<2	0	100%	1	1	100%
pH (Unidades pH)	≥6,5 e ≤9	8	8	0	100%	1	1	100%
Ferro (µg/L Fe)	200	<50	<50	0	100%	1	1	100%
Manganês (µg/L Mn)	50	<15	<15	0	100%	1	1	100%
Nitratos ² (mg/L NO ₃)	50	18	18	0	100%	1	1	100%
Nitritos (mg/L NO ₂)	0,5	---	---	---	---	---	---	---
Oxidabilidade (mg/L O ₂)	5	<1	<1	0	100%	1	1	100%
Cheiro a 25°C (Factor de diluição)	3	<1	<1	0	100%	1	1	100%
Sabor a 25°C (Factor de diluição)	3	3	3	0	100%	1	1	100%
Turvação (NTU)	4	<0,5	<0,5	0	100%	1	1	100%
Antimónio (µg/L Sb)	5	---	---	---	---	---	---	---
Arsénio (µg/L As)	10	<3,5	<3,5	0	100%	1	1	100%
Benzeno (µg/L)	1,0	---	---	---	---	---	---	---
Benzo(a)pireno (µg/L)	0,010	---	---	---	---	---	---	---
Boro (mg/L B)	1,0	---	---	---	---	---	---	---
Bromatos (µg/L BrO ₃)	10	---	---	---	---	---	---	---
Cádmio (µg/L Cd)	5,0	---	---	---	---	---	---	---
Cálcio (mg/L Ca)	---	57	57	---	---	1	1	100%
Chumbo (µg/L Pb)	25	<5	<5	0	100%	1	1	100%
Cianetos (µg/L CN)	50	---	---	---	---	---	---	---
Cobre (mg/L Cu)	2,0	<0,01	<0,01	0	100%	1	1	100%
Crómio (µg/L Cr)	50	---	---	---	---	---	---	---
1,2 - dicloroetano (µg/L)	3,0	---	---	---	---	---	---	---
Dureza total (mg/L CaCO ₃)	---	350	350	---	---	1	1	100%
Enterococos (N/100 ml)	0	0	0	0	100%	1	1	100%
Fluoretos (mg/L F)	1,5	---	---	---	---	---	---	---
Magnésio (mg/L Mg)	---	50	50	---	---	1	1	100%
Mercurio (µg/L Hg)	1	---	---	---	---	---	---	---
Níquel (µg/L Ni)	20	<5	<5	0	100%	1	1	100%
Selénio (µg/L Se)	10	---	---	---	---	---	---	---
Cloretos (mg/L Cl)	250	140	140	0	100%	1	1	100%
Sódio (mg/L Na)	200	120	120	0	100%	1	1	100%
Sulfatos (mg/L SO ₄)	250	54	54	0	100%	1	1	100%
Tetracloroetano(µg/L)	---	---	---	---	---	---	---	---
Tricloroetano(µg/L)	---	---	---	---	---	---	---	---
Hidrocarbonetos Aromáticos Policíclicos (µg/L):	0,10	---	---	---	---	---	---	---
Benzo(b)fluoranteno (µg/L)	---	---	---	---	---	---	---	---
Benzo(k)fluoranteno (µg/L)	---	---	---	---	---	---	---	---
Benzo(ghi)perileno (µg/L)	---	---	---	---	---	---	---	---
Indeno(1,2,3-cd)pireno(µg/L)	---	---	---	---	---	---	---	---
Clorofórmio(µg/L)	---	---	---	---	---	---	---	---
Bromofórmio(µg/L)	---	---	---	---	---	---	---	---
Bromodlorometano(µg/L)	---	---	---	---	---	---	---	---
Dibromoclorometano(µg/L)	---	---	---	---	---	---	---	---
Total:					100%	31	31	100%

Freguesia de Espírito Santo
Sedas

Informação complementar relativa à averiguação das situações de incumprimento dos VP (causas e medidas correctivas):

O Presidente da Câmara Municipal de Mértola	Data da publicação:
Jorge Paulo Colaço Rosa-	13 de Maio de 2013

Câmara Municipal de Mértola		CONTROLO DA QUALIDADE DA ÁGUA PARA CONSUMO HUMANO NAS ZONAS DE ABASTECIMENTO ¹ DO CONCELHO DE MÉRTOLA				EDITAL n.º 62/2013		
Em conformidade com o Decreto-Lei n.º 306/2007, de 27 de agosto, procedeu-se à verificação da qualidade da água da rede pública, através de análises periódicas na torneira do consumidor, segundo o Programa de Controlo da Qualidade da Água (PCQA) aprovado pela autoridade competente (ERSAR).						1º TRIMESTRE 2013 01 janeiro a 31 março		
Parâmetro (unidades)	Valor Paramétrico (VP) fixado no DL 306/2007	Valores obtidos		N.º Análises superiores VP	% Cumprimento do VP	N.º Análises (PCQA)		% Análises Realizadas
		Mínimo	Máximo			Agendadas	Realizadas	
Escherichia coli (N/100 ml)	0	0	0	0	100%	1	1	100%
Bactérias coliformes (N/100 ml)	0	0	0	0	100%	1	1	100%
Desinfetante residual (mg/L)	0,4	0,2	0,2	---	---	1	1	100%
Alumínio (µg/L Al)	200	---	---	---	---	---	---	---
Amónio (mg/L NH ₄)	0,50	---	---	---	---	---	---	---
Número de colónias a 22 °C (N/ml)	Sem alteração anormal	---	---	---	---	---	---	---
Número de colónias a 37 °C (N/ml)	Sem alteração anormal	---	---	---	---	---	---	---
Condutividade (µS/cm a 20°C)	2500	---	---	---	---	---	---	---
Clostridium perfringens (N/100ml)	0	---	---	---	---	---	---	---
Cor (mg/L PtCo)	20	---	---	---	---	---	---	---
pH (Unidades pH)	≥6,5 e ≤9	---	---	---	---	---	---	---
Ferro (µg/L Fe)	200	---	---	---	---	---	---	---
Manganês (µg/L Mn)	50	---	---	---	---	---	---	---
Nitratos ² (mg/L NO ₃)	50	---	---	---	---	---	---	---
Nitritos (mg/L NO ₂)	0,5	---	---	---	---	---	---	---
Oxidabilidade (mg/L O ₂)	5	---	---	---	---	---	---	---
Cheiro a 25°C (Factor de diluição)	3	---	---	---	---	---	---	---
Sabor a 25°C (Factor de diluição)	3	---	---	---	---	---	---	---
Turvação (NTU)	4	---	---	---	---	---	---	---
Antimónio (µg/L Sb)	5	---	---	---	---	---	---	---
Arsénio (µg/L As)	10	---	---	---	---	---	---	---
Benzeno (µg/L)	1,0	---	---	---	---	---	---	---
Benzo(a)pireno (µg/L)	0,010	---	---	---	---	---	---	---
Boro (mg/L B)	1,0	---	---	---	---	---	---	---
Bromatos (µg/L BrO ₃)	10	---	---	---	---	---	---	---
Cádmio (µg/L Cd)	5,0	---	---	---	---	---	---	---
Cálcio (mg/L Ca)	---	---	---	---	---	---	---	---
Chumbo (µg/L Pb)	25	---	---	---	---	---	---	---
Cianetos (µg/L CN)	50	---	---	---	---	---	---	---
Cobre (mg/L Cu)	2,0	---	---	---	---	---	---	---
Crómio (µg/L Cr)	50	---	---	---	---	---	---	---
1,2 - dicloroetano (µg/L)	3,0	---	---	---	---	---	---	---
Dureza total (mg/L CaCO ₃)	---	---	---	---	---	---	---	---
Enterococos (N/100 ml)	0	---	---	---	---	---	---	---
Fluoretos (mg/L F)	1,5	---	---	---	---	---	---	---
Magnésio (mg/L Mg)	---	---	---	---	---	---	---	---
Mercurio (µg/L Hg)	1	---	---	---	---	---	---	---
Níquel (µg/L Ni)	20	---	---	---	---	---	---	---
Selénio (µg/L Se)	10	---	---	---	---	---	---	---
Cloretos (mg/L Cl)	250	---	---	---	---	---	---	---
Sódio (mg/L Na)	200	---	---	---	---	---	---	---
Sulfatos (mg/L SO ₄)	250	---	---	---	---	---	---	---
Tetracloroetano(µg/L)	---	---	---	---	---	---	---	---
Tricloroetano(µg/L)	---	---	---	---	---	---	---	---
Hidrocarbonetos Aromáticos Policíclicos (µg/L):	0,10	---	---	---	---	---	---	---
Benzo(b)fluoranteno (µg/L)	---	---	---	---	---	---	---	---
Benzo(k)fluoranteno (µg/L)	---	---	---	---	---	---	---	---
Benzo(ghi)perileno (µg/L)	---	---	---	---	---	---	---	---
Indeno(1,2,3-cd)pireno(µg/L)	---	---	---	---	---	---	---	---
Clorofórmio(µg/L)	---	---	---	---	---	---	---	---
Bromofórmio(µg/L)	---	---	---	---	---	---	---	---
Bromodichlorometano(µg/L)	---	---	---	---	---	---	---	---
Dibromoclorometano(µg/L)	---	---	---	---	---	---	---	---
Total:					100%	3	3	100%
Freguesia de São Miguel do Pinheiro Serranos								
Informação complementar relativa à averiguação das situações de incumprimento dos VP (causas e medidas correctivas):								
O Presidente da Câmara Municipal de Mértola Jorge Paulo Colaço Rosa-						Data da publicação: 13 de Maio de 2013		

	Câmara Municipal de Mértola	CONTROLO DA QUALIDADE DA ÁGUA PARA CONSUMO HUMANO NAS ZONAS DE ABASTECIMENTO¹ DO CONCELHO DE MÉRTOLA	EDITAL n.º 62/2013
--	------------------------------------	--	---------------------------

Em conformidade com o Decreto-Lei n.º 306/2007, de 27 de agosto, procedeu-se à verificação da qualidade da água da rede pública, através de análises periódicas na torneira do consumidor, segundo o Programa de Controlo da Qualidade da Água (PCQA) aprovado pela autoridade competente (ERSAR).	1º TRIMESTRE 2013 01 janeiro a 31 março
--	--

Parâmetro (unidades)	Valor Paramétrico (VP) fixado no DL 306/2007	Valores obtidos		N.º Análises superiores VP	% Cumprimento do VP	N.º Análises (PCQA)		% Análises Realizadas
		Mínimo	Máximo			Agendadas	Realizadas	
Escherichia coli (N/100 ml)	0	0	0	0	100%	2	2	100%
Bactérias coliformes (N/100 ml)	0	0	0	0	100%	2	2	100%
Desinfetante residual (mg/L)	0,4	<0,1	0,6	---	---	2	2	100%
Alumínio (µg/L Al)	200	---	---	---	---	---	---	---
Amónio (mg/L NH ₄)	0,50	<0,02	<0,02	0	100%	1	1	100%
Número de colónias a 22 °C (N/ml)	Sem alteração anormal	0	0	---	---	1	1	100%
Número de colónias a 37 °C (N/ml)	Sem alteração anormal	0	0	---	---	1	1	100%
Condutividade (µS/cm a 20°C)	2500	1200	1200	0	100%	1	1	100%
Clostridium perfringens (N/100ml)	0	0	0	0	100%	1	1	100%
Cor (mg/L PtCo)	20	<2	<2	0	100%	1	1	100%
pH (Unidades pH)	≥6,5 e ≤9	7,8	7,8	0	100%	1	1	100%
Ferro (µg/L Fe)	200	<50	<50	0	100%	1	1	100%
Manganês (µg/L Mn)	50	<15	<15	0	100%	1	1	100%
Nitratos ² (mg/L NO ₃)	50	42	42	0	100%	1	1	100%
Nitritos (mg/L NO ₂)	0,5	---	---	---	---	---	---	---
Oxidabilidade (mg/L O ₂)	5	1,4	1,4	0	100%	1	1	100%
Cheiro a 25°C (Factor de diluição)	3	<1	<1	0	100%	1	1	100%
Sabor a 25°C (Factor de diluição)	3	<1	<1	0	100%	1	1	100%
Turvação (NTU)	4	<0,5	<0,5	0	100%	1	1	100%
Antimónio (µg/L Sb)	5	<3,5	<3,5	0	100%	1	1	100%
Arsénio (µg/L As)	10	---	---	---	---	---	---	---
Benzeno (µg/L)	1,0	---	---	---	---	---	---	---
Benzo(a)pireno (µg/L)	0,010	---	---	---	---	---	---	---
Boro (mg/L B)	1,0	---	---	---	---	---	---	---
Bromatos (µg/L BrO ₃)	10	---	---	---	---	---	---	---
Cádmio (µg/L Cd)	5,0	---	---	---	---	---	---	---
Cálcio (mg/L Ca)	---	130	130	---	---	1	1	100%
Chumbo (µg/L Pb)	25	<5	<5	0	100%	1	1	100%
Cianetos (µg/L CN)	50	---	---	---	---	---	---	---
Cobre (mg/L Cu)	2,0	<0,01	<0,01	0	100%	1	1	100%
Crómio (µg/L Cr)	50	---	---	---	---	---	---	---
1,2 - dicloroetano (µg/L)	3,0	---	---	---	---	---	---	---
Dureza total (mg/L CaCO ₃)	---	590	590	---	---	1	1	100%
Enterococos (N/100 ml)	0	0	0	0	100%	1	1	100%
Fluoretos (mg/L F)	1,5	---	---	---	---	---	---	---
Magnésio (mg/L Mg)	---	65	65	---	---	1	1	100%
Mercurio (µg/L Hg)	1	---	---	---	---	---	---	---
Níquel (µg/L Ni)	20	<5	<5	0	100%	1	1	100%
Selénio (µg/L Se)	10	---	---	---	---	---	---	---
Cloretos (mg/L Cl)	250	---	---	---	---	---	---	---
Sódio (mg/L Na)	200	---	---	---	---	---	---	---
Sulfatos (mg/L SO ₄)	250	123	123	0	100%	1	1	100%
Tetracloroetano(µg/L)	---	---	---	---	---	---	---	---
Tricloroetano(µg/L)	---	---	---	---	---	---	---	---
Hidrocarbonetos Aromáticos Policíclicos (µg/L):	0,10	---	---	---	---	---	---	---
Benzo(b)fluoranteno (µg/L)	---	---	---	---	---	---	---	---
Benzo(k)fluoranteno (µg/L)	---	---	---	---	---	---	---	---
Benzo(ghi)perileno (µg/L)	---	---	---	---	---	---	---	---
Indeno(1,2,3-cd)pireno(µg/L)	---	---	---	---	---	---	---	---
Clorofórmio(µg/L)	---	---	---	---	---	---	---	---
Bromofórmio(µg/L)	---	---	---	---	---	---	---	---
Bromodlorometano(µg/L)	---	---	---	---	---	---	---	---
Dibromoclorometano(µg/L)	---	---	---	---	---	---	---	---
Total:					100%	29	29	100%

Freguesia de São João dos Caldeiros
Simões

Informação complementar relativa à averiguação das situações de incumprimento dos VP (causas e medidas correctivas):

O Presidente da Câmara Municipal de Mértola

Jorge Paulo Colaço Rosa-

Data da publicação:
13 de Maio de 2013

	Câmara Municipal de Mértola	CONTROLO DA QUALIDADE DA ÁGUA PARA CONSUMO HUMANO NAS ZONAS DE ABASTECIMENTO¹ DO CONCELHO DE MÉRTOLA	EDITAL n.º 62/2013
--	------------------------------------	--	---------------------------

Em conformidade com o Decreto-Lei n.º 306/2007, de 27 de agosto, procedeu-se à verificação da qualidade da água da rede pública, através de análises periódicas na torneira do consumidor, segundo o Programa de Controlo da Qualidade da Água (PCQA) aprovado pela autoridade competente (ERSAR).	1º TRIMESTRE 2013 01 janeiro a 31 março
--	--

Parâmetro (unidades)	Valor Paramétrico (VP) fixado no DL 306/2007	Valores obtidos		N.º Análises superiores VP	% Cumprimento do VP	N.º Análises (PCQA)		% Análises Realizadas
		Mínimo	Máximo			Agendadas	Realizadas	
Escherichia coli (N/100 ml)	0	0	0	0	100%	2	2	100%
Bactérias coliformes (N/100 ml)	0	0	0	0	100%	2	2	100%
Desinfetante residual (mg/L)	0,4	0,2	0,2	---	---	2	2	100%
Alumínio (µg/L Al)	200	---	---	---	---	---	---	---
Amónio (mg/L NH ₄)	0,50	<0,02	<0,02	0	100%	1	1	100%
Número de colónias a 22 °C (N/ml)	Sem alteração anormal	0	0	---	---	1	1	100%
Número de colónias a 37 °C (N/ml)	Sem alteração anormal	1	1	---	---	1	1	100%
Condutividade (µS/cm a 20°C)	2500	1700	1700	0	100%	1	1	100%
Clostridium perfringens (N/100ml)	0	0	0	0	100%	1	1	100%
Cor (mg/L PtCo)	20	<2	<2	0	100%	1	1	100%
pH (Unidades pH)	≥6,5 e ≤9	7,7	7,7	0	100%	1	1	100%
Ferro (µg/L Fe)	200	<50	<50	0	100%	1	1	100%
Manganês (µg/L Mn)	50	<15	<15	0	100%	1	1	100%
Nitratos ² (mg/L NO ₃)	50	62	62	1	0%	1	1	100%
Nitritos (mg/L NO ₂)	0,5	---	---	---	---	---	---	---
Oxidabilidade (mg/L O ₂)	5	2,2	2,2	0	100%	1	1	100%
Cheiro a 25°C (Factor de diluição)	3	<1	<1	0	100%	1	1	100%
Sabor a 25°C (Factor de diluição)	3	4	4	1	0%	1	1	100%
Turvação (NTU)	4	<0,5	<0,5	0	100%	1	1	100%
Antimónio (µg/L Sb)	5	---	---	---	---	---	---	---
Arsénio (µg/L As)	10	---	---	---	---	---	---	---
Benzeno (µg/L)	1,0	---	---	---	---	---	---	---
Benzo(a)pireno (µg/L)	0,010	---	---	---	---	---	---	---
Boro (mg/L B)	1,0	---	---	---	---	---	---	---
Bromatos (µg/L BrO ₃)	10	---	---	---	---	---	---	---
Cádmio (µg/L Cd)	5,0	---	---	---	---	---	---	---
Cálcio (mg/L Ca)	---	100	100	---	---	1	1	100%
Chumbo (µg/L Pb)	25	<5	<5	0	100%	1	1	100%
Cianetos (µg/L CN)	50	---	---	---	---	---	---	---
Cobre (mg/L Cu)	2,0	<0,01	<0,01	0	100%	1	1	100%
Crómio (µg/L Cr)	50	---	---	---	---	---	---	---
1,2 - dicloroetano (µg/L)	3,0	---	---	---	---	---	---	---
Dureza total (mg/L CaCO ₃)	---	460	460	---	---	1	1	100%
Enterococos (N/100 ml)	0	0	0	0	100%	1	1	100%
Fluoretos (mg/L F)	1,5	---	---	---	---	---	---	---
Magnésio (mg/L Mg)	---	50	50	---	---	1	1	100%
Mercurio (µg/L Hg)	1	---	---	---	---	---	---	---
Níquel (µg/L Ni)	20	<5	<5	0	100%	1	1	100%
Selénio (µg/L Se)	10	---	---	---	---	---	---	---
Cloretos (mg/L Cl)	250	410	410	1	0%	1	1	100%
Sódio (mg/L Na)	200	---	---	---	---	---	---	---
Sulfatos (mg/L SO ₄)	250	67	67	0	100%	1	1	100%
Tetracloroetano(µg/L)	---	---	---	---	---	---	---	---
Tricloroetano(µg/L)	---	---	---	---	---	---	---	---
Hidrocarbonetos Aromáticos Policíclicos (µg/L):	0,10	---	---	---	---	---	---	---
Benzo(b)fluoranteno (µg/L)	---	---	---	---	---	---	---	---
Benzo(k)fluoranteno (µg/L)	---	---	---	---	---	---	---	---
Benzo(ghi)perileno (µg/L)	---	---	---	---	---	---	---	---
Indeno(1,2,3-cd)pireno(µg/L)	---	---	---	---	---	---	---	---
Clorofórmio(µg/L)	---	---	---	---	---	---	---	---
Bromofórmio(µg/L)	---	---	---	---	---	---	---	---
Bromodlorometano(µg/L)	---	---	---	---	---	---	---	---
Dibromoclorometano(µg/L)	---	---	---	---	---	---	---	---
Total:					85%	29	29	100%

Freguesia de São João dos Caldeiros

Tacões

Informação complementar relativa à averiguação das situações de incumprimento dos VP (causas e medidas correctivas):

O Presidente da Câmara Municipal de Mértola

Jorge Paulo Colaço Rosa-

Data da publicação:

13 de Maio de 2013

	Câmara Municipal de Mértola	CONTROLO DA QUALIDADE DA ÁGUA PARA CONSUMO HUMANO NAS ZONAS DE ABASTECIMENTO¹ DO CONCELHO DE MÉRTOLA	EDITAL n.º 62/2013
--	------------------------------------	--	---------------------------

Em conformidade com o Decreto-Lei n.º 306/2007, de 27 de agosto, procedeu-se à verificação da qualidade da água da rede pública, através de análises periódicas na torneira do consumidor, segundo o Programa de Controlo da Qualidade da Água (PCQA) aprovado pela autoridade competente (ERSAR).	1º TRIMESTRE 2013 01 janeiro a 31 março
--	--

Parâmetro (unidades)	Valor Paramétrico (VP) fixado no DL 306/2007	Valores obtidos		N.º Análises superiores VP	% Cumprimento do VP	N.º Análises (PCQA)		% Análises Realizadas
		Mínimo	Máximo			Agendadas	Realizadas	
Escherichia coli (N/100 ml)	0	0	0	0	100%	2	2	100%
Bactérias coliformes (N/100 ml)	0	0	0	0	100%	2	2	100%
Desinfetante residual (mg/L)	0,4	0,3	0,7	---	---	2	2	100%
Alumínio (µg/L Al)	200	---	---	---	---	---	---	---
Amónio (mg/L NH ₄)	0,50	<0,02	<0,02	0	100%	1	1	100%
Número de colónias a 22 °C (N/ml)	Sem alteração anormal	>300	<300	---	---	1	1	100%
Número de colónias a 37 °C (N/ml)	Sem alteração anormal	0	0	---	---	1	1	100%
Condutividade (µS/cm a 20°C)	2500	450	450	0	100%	1	1	100%
Clostridium perfringens (N/100ml)	0	0	0	0	100%	1	1	100%
Cor (mg/L PtCo)	20	<2	<2	0	100%	1	1	100%
pH (Unidades pH)	≥6,5 e ≤9	7,6	7,6	0	100%	1	1	100%
Ferro (µg/L Fe)	200	<50	<50	0	100%	1	1	100%
Manganês (µg/L Mn)	50	<15	<15	0	100%	1	1	100%
Nitratos ² (mg/L NO ₃)	50	13	13	0	100%	1	1	100%
Nitritos (mg/L NO ₂)	0,5	---	---	---	---	---	---	---
Oxidabilidade (mg/L O ₂)	5	<1	<1	0	100%	1	1	100%
Cheiro a 25°C (Factor de diluição)	3	<1	<1	0	100%	1	1	100%
Sabor a 25°C (Factor de diluição)	3	<1	<1	0	100%	1	1	100%
Turvação (NTU)	4	0,75	0,75	0	100%	1	1	100%
Antimónio (µg/L Sb)	5	---	---	---	---	---	---	---
Arsénio (µg/L As)	10	---	---	---	---	---	---	---
Benzeno (µg/L)	1,0	---	---	---	---	---	---	---
Benzo(a)pireno (µg/L)	0,010	---	---	---	---	---	---	---
Boro (mg/L B)	1,0	---	---	---	---	---	---	---
Bromatos (µg/L BrO ₃)	10	---	---	---	---	---	---	---
Cádmio (µg/L Cd)	5,0	---	---	---	---	---	---	---
Cálcio (mg/L Ca)	---	46	46	---	---	1	1	100%
Chumbo (µg/L Pb)	25	<5	<5	0	100%	1	1	100%
Cianetos (µg/L CN)	50	---	---	---	---	---	---	---
Cobre (mg/L Cu)	2,0	<0,01	<0,01	0	100%	1	1	100%
Crómio (µg/L Cr)	50	---	---	---	---	---	---	---
1,2 - dicloroetano (µg/L)	3,0	---	---	---	---	---	---	---
Dureza total (mg/L CaCO ₃)	---	170	170	---	---	1	1	100%
Enterococos (N/100 ml)	0	0	0	0	100%	1	1	100%
Fluoretos (mg/L F)	1,5	---	---	---	---	---	---	---
Magnésio (mg/L Mg)	---	14	14	---	---	1	1	100%
Mercurio (µg/L Hg)	1	---	---	---	---	---	---	---
Níquel (µg/L Ni)	20	<5	<5	0	100%	1	1	100%
Selénio (µg/L Se)	10	<10	<10	0	100%	1	1	100%
Cloretos (mg/L Cl)	250	---	---	---	---	---	---	---
Sódio (mg/L Na)	200	---	---	---	---	---	---	---
Sulfatos (mg/L SO ₄)	250	25	25	0	100%	1	1	100%
Tetracloroetano(µg/L)	---	---	---	---	---	---	---	---
Tricloroetano(µg/L)	---	---	---	---	---	---	---	---
Hidrocarbonetos Aromáticos Policíclicos (µg/L):	0,10	---	---	---	---	---	---	---
Benzo(b)fluoranteno (µg/L)	---	---	---	---	---	---	---	---
Benzo(k)fluoranteno (µg/L)	---	---	---	---	---	---	---	---
Benzo(ghi)perileno (µg/L)	---	---	---	---	---	---	---	---
Indeno(1,2,3-cd)pireno(µg/L)	---	---	---	---	---	---	---	---
Clorofórmio(µg/L)	---	---	---	---	---	---	---	---
Bromofórmio(µg/L)	---	---	---	---	---	---	---	---
Bromodlorometano(µg/L)	---	---	---	---	---	---	---	---
Dibromoclorometano(µg/L)	---	---	---	---	---	---	---	---
Total:					100%	29	29	100%

Freguesia de Mértola
Tamejoso

Informação complementar relativa à averiguação das situações de incumprimento dos VP (causas e medidas correctivas):

O Presidente da Câmara Municipal de Mértola Jorge Paulo Colaço Rosa-	Data da publicação: 13 de Maio de 2013
---	---

Câmara Municipal de Mértola		CONTROLO DA QUALIDADE DA ÁGUA PARA CONSUMO HUMANO NAS ZONAS DE ABASTECIMENTO ¹ DO CONCELHO DE MÉRTOLA				EDITAL n.º 62/2013		
Em conformidade com o Decreto-Lei n.º 306/2007, de 27 de agosto, procedeu-se à verificação da qualidade da água da rede pública, através de análises periódicas na torneira do consumidor, segundo o Programa de Controlo da Qualidade da Água (PCQA) aprovado pela autoridade competente (ERSAR).						1º TRIMESTRE 2013 01 janeiro a 31 março		
Parâmetro (unidades)	Valor Paramétrico (VP) fixado no DL 306/2007	Valores obtidos		N.º Análises superiores VP	% Cumprimento do VP	N.º Análises (PCQA)		% Análises Realizadas
		Mínimo	Máximo			Agendadas	Realizadas	
Escherichia coli (N/100 ml)	0	0	0	0	100%	1	1	100%
Bactérias coliformes (N/100 ml)	0	0	0	0	100%	1	1	100%
Desinfetante residual (mg/L)	0,4	0,3	0,3	---	---	1	1	100%
Alumínio (µg/L Al)	200	---	---	---	---	---	---	---
Amónio (mg/L NH ₄)	0,50	---	---	---	---	---	---	---
Número de colónias a 22 °C (N/ml)	Sem alteração anormal	---	---	---	---	---	---	---
Número de colónias a 37 °C (N/ml)	Sem alteração anormal	---	---	---	---	---	---	---
Condutividade (µS/cm a 20°C)	2500	---	---	---	---	---	---	---
Clostridium perfringens (N/100ml)	0	---	---	---	---	---	---	---
Cor (mg/L PtCo)	20	---	---	---	---	---	---	---
pH (Unidades pH)	≥6,5 e ≤9	---	---	---	---	---	---	---
Ferro (µg/L Fe)	200	---	---	---	---	---	---	---
Manganês (µg/L Mn)	50	---	---	---	---	---	---	---
Nitratos ² (mg/L NO ₃)	50	---	---	---	---	---	---	---
Nitritos (mg/L NO ₂)	0,5	---	---	---	---	---	---	---
Oxidabilidade (mg/L O ₂)	5	---	---	---	---	---	---	---
Cheiro a 25°C (Factor de diluição)	3	---	---	---	---	---	---	---
Sabor a 25°C (Factor de diluição)	3	---	---	---	---	---	---	---
Turvação (NTU)	4	---	---	---	---	---	---	---
Antimónio (µg/L Sb)	5	---	---	---	---	---	---	---
Arsénio (µg/L As)	10	---	---	---	---	---	---	---
Benzeno (µg/L)	1,0	---	---	---	---	---	---	---
Benzo(a)pireno (µg/L)	0,010	---	---	---	---	---	---	---
Boro (mg/L B)	1,0	---	---	---	---	---	---	---
Bromatos (µg/L BrO ₃)	10	---	---	---	---	---	---	---
Cádmio (µg/L Cd)	5,0	---	---	---	---	---	---	---
Cálcio (mg/L Ca)	---	---	---	---	---	---	---	---
Chumbo (µg/L Pb)	25	---	---	---	---	---	---	---
Cianetos (µg/L CN)	50	---	---	---	---	---	---	---
Cobre (mg/L Cu)	2,0	---	---	---	---	---	---	---
Crómio (µg/L Cr)	50	---	---	---	---	---	---	---
1,2 - dicloroetano (µg/L)	3,0	---	---	---	---	---	---	---
Dureza total (mg/L CaCO ₃)	---	---	---	---	---	---	---	---
Enterococos (N/100 ml)	0	---	---	---	---	---	---	---
Fluoretos (mg/L F)	1,5	---	---	---	---	---	---	---
Magnésio (mg/L Mg)	---	---	---	---	---	---	---	---
Mercurio (µg/L Hg)	1	---	---	---	---	---	---	---
Níquel (µg/L Ni)	20	---	---	---	---	---	---	---
Selénio (µg/L Se)	10	---	---	---	---	---	---	---
Cloretos (mg/L Cl)	250	---	---	---	---	---	---	---
Sódio (mg/L Na)	200	---	---	---	---	---	---	---
Sulfatos (mg/L SO ₄)	250	---	---	---	---	---	---	---
Tetracloroetano(µg/L)	---	---	---	---	---	---	---	---
Tricloroetano(µg/L)	---	---	---	---	---	---	---	---
Hidrocarbonetos Aromáticos Policíclicos (µg/L):	0,10	---	---	---	---	---	---	---
Benzo(b)fluoranteno (µg/L)	---	---	---	---	---	---	---	---
Benzo(k)fluoranteno (µg/L)	---	---	---	---	---	---	---	---
Benzo(ghi)perileno (µg/L)	---	---	---	---	---	---	---	---
Indeno(1,2,3-cd)pireno(µg/L)	---	---	---	---	---	---	---	---
Clorofórmio(µg/L)	---	---	---	---	---	---	---	---
Bromofórmio(µg/L)	---	---	---	---	---	---	---	---
Bromodichlorometano(µg/L)	---	---	---	---	---	---	---	---
Dibromoclorometano(µg/L)	---	---	---	---	---	---	---	---
Total:					100%	3	3	100%
Freguesia de Alcaria Ruiva Vale de Açor de Baixo								
Informação complementar relativa à averiguação das situações de incumprimento dos VP (causas e medidas correctivas):								
O Presidente da Câmara Municipal de Mértola Jorge Paulo Colaço Rosa-						Data da publicação: 13 de Maio de 2013		

Câmara Municipal de Mértola		CONTROLO DA QUALIDADE DA ÁGUA PARA CONSUMO HUMANO NAS ZONAS DE ABASTECIMENTO ¹ DO CONCELHO DE MÉRTOLA				EDITAL n.º 62/2013		
Em conformidade com o Decreto-Lei n.º 306/2007, de 27 de agosto, procedeu-se à verificação da qualidade da água da rede pública, através de análises periódicas na torneira do consumidor, segundo o Programa de Controlo da Qualidade da Água (PCQA) aprovado pela autoridade competente (ERSAR).						1º TRIMESTRE 2013 01 janeiro a 31 março		
Parâmetro (unidades)	Valor Paramétrico (VP) fixado no DL 306/2007	Valores obtidos		N.º Análises superiores VP	% Cumprimento do VP	N.º Análises (PCQA)		% Análises Realizadas
		Mínimo	Máximo			Agendadas	Realizadas	
Escherichia coli (N/100 ml)	0	0	0	0	100%	1	1	100%
Bactérias coliformes (N/100 ml)	0	0	0	0	100%	1	1	100%
Desinfetante residual (mg/L)	0,4	0,2	0,2	---	---	1	1	100%
Alumínio (µg/L Al)	200	---	---	---	---	---	---	---
Amónio (mg/L NH ₄)	0,50	---	---	---	---	---	---	---
Número de colónias a 22 °C (N/ml)	Sem alteração anormal	---	---	---	---	---	---	---
Número de colónias a 37 °C (N/ml)	Sem alteração anormal	---	---	---	---	---	---	---
Condutividade (µS/cm a 20°C)	2500	---	---	---	---	---	---	---
Clostridium perfringens (N/100ml)	0	---	---	---	---	---	---	---
Cor (mg/L PtCo)	20	---	---	---	---	---	---	---
pH (Unidades pH)	≥6,5 e ≤9	---	---	---	---	---	---	---
Ferro (µg/L Fe)	200	---	---	---	---	---	---	---
Manganês (µg/L Mn)	50	---	---	---	---	---	---	---
Nitratos ² (mg/L NO ₃)	50	---	---	---	---	---	---	---
Nitritos (mg/L NO ₂)	0,5	---	---	---	---	---	---	---
Oxidabilidade (mg/L O ₂)	5	---	---	---	---	---	---	---
Cheiro a 25°C (Factor de diluição)	3	---	---	---	---	---	---	---
Sabor a 25°C (Factor de diluição)	3	---	---	---	---	---	---	---
Turvação (NTU)	4	---	---	---	---	---	---	---
Antimónio (µg/L Sb)	5	---	---	---	---	---	---	---
Arsénio (µg/L As)	10	---	---	---	---	---	---	---
Benzeno (µg/L)	1,0	---	---	---	---	---	---	---
Benzo(a)pireno (µg/L)	0,010	---	---	---	---	---	---	---
Boro (mg/L B)	1,0	---	---	---	---	---	---	---
Bromatos (µg/L BrO ₃)	10	---	---	---	---	---	---	---
Cádmio (µg/L Cd)	5,0	---	---	---	---	---	---	---
Cálcio (mg/L Ca)	---	---	---	---	---	---	---	---
Chumbo (µg/L Pb)	25	---	---	---	---	---	---	---
Cianetos (µg/L CN)	50	---	---	---	---	---	---	---
Cobre (mg/L Cu)	2,0	---	---	---	---	---	---	---
Crómio (µg/L Cr)	50	---	---	---	---	---	---	---
1,2 - dicloroetano (µg/L)	3,0	---	---	---	---	---	---	---
Dureza total (mg/L CaCO ₃)	---	---	---	---	---	---	---	---
Enterococos (N/100 ml)	0	---	---	---	---	---	---	---
Fluoretos (mg/L F)	1,5	---	---	---	---	---	---	---
Magnésio (mg/L Mg)	---	---	---	---	---	---	---	---
Mercurio (µg/L Hg)	1	---	---	---	---	---	---	---
Níquel (µg/L Ni)	20	---	---	---	---	---	---	---
Selénio (µg/L Se)	10	---	---	---	---	---	---	---
Cloretos (mg/L Cl)	250	---	---	---	---	---	---	---
Sódio (mg/L Na)	200	---	---	---	---	---	---	---
Sulfatos (mg/L SO ₄)	250	---	---	---	---	---	---	---
Tetracloroetano(µg/L)	---	---	---	---	---	---	---	---
Tricloroetano(µg/L)	---	---	---	---	---	---	---	---
Hidrocarbonetos Aromáticos Policíclicos (µg/L):	0,10	---	---	---	---	---	---	---
Benzo(b)fluoranteno (µg/L)	---	---	---	---	---	---	---	---
Benzo(k)fluoranteno (µg/L)	---	---	---	---	---	---	---	---
Benzo(ghi)perileno (µg/L)	---	---	---	---	---	---	---	---
Indeno(1,2,3-cd)pireno(µg/L)	---	---	---	---	---	---	---	---
Clorofórmio(µg/L)	---	---	---	---	---	---	---	---
Bromofórmio(µg/L)	---	---	---	---	---	---	---	---
Bromodichlorometano(µg/L)	---	---	---	---	---	---	---	---
Dibromochlorometano(µg/L)	---	---	---	---	---	---	---	---
Total:					100%	3	3	100%
Freguesia de Alcaria Ruiva Vale de Açor de Cima								
Informação complementar relativa à averiguação das situações de incumprimento dos VP (causas e medidas correctivas):								
O Presidente da Câmara Municipal de Mértola Jorge Paulo Colaço Rosa-						Data da publicação: 13 de Maio de 2013		

Câmara Municipal de Mértola		CONTROLO DA QUALIDADE DA ÁGUA PARA CONSUMO HUMANO NAS ZONAS DE ABASTECIMENTO ¹ DO CONCELHO DE MÉRTOLA				EDITAL n.º 62/2013		
Em conformidade com o Decreto-Lei n.º 306/2007, de 27 de agosto, procedeu-se à verificação da qualidade da água da rede pública, através de análises periódicas na torneira do consumidor, segundo o Programa de Controlo da Qualidade da Água (PCQA) aprovado pela autoridade competente (ERSAR).						1º TRIMESTRE 2013 01 janeiro a 31 março		
Parâmetro (unidades)	Valor Paramétrico (VP) fixado no DL 306/2007	Valores obtidos		N.º Análises superiores VP	% Cumprimento do VP	N.º Análises (PCQA)		% Análises Realizadas
		Mínimo	Máximo			Agendadas	Realizadas	
Escherichia coli (N/100 ml)	0	0	0	0	100%	1	1	100%
Bactérias coliformes (N/100 ml)	0	0	0	0	100%	1	1	100%
Desinfetante residual (mg/L)	0,4	0,2	0,2	---	---	1	1	100%
Alumínio (µg/L Al)	200	---	---	---	---	---	---	---
Amónio (mg/L NH ₄)	0,50	---	---	---	---	---	---	---
Número de colónias a 22 °C (N/ml)	Sem alteração anormal	---	---	---	---	---	---	---
Número de colónias a 37 °C (N/ml)	Sem alteração anormal	---	---	---	---	---	---	---
Condutividade (µS/cm a 20°C)	2500	---	---	---	---	---	---	---
Clostridium perfringens (N/100ml)	0	---	---	---	---	---	---	---
Cor (mg/L PtCo)	20	---	---	---	---	---	---	---
pH (Unidades pH)	≥6,5 e ≤9	---	---	---	---	---	---	---
Ferro (µg/L Fe)	200	---	---	---	---	---	---	---
Manganês (µg/L Mn)	50	---	---	---	---	---	---	---
Nitratos ² (mg/L NO ₃)	50	---	---	---	---	---	---	---
Nitritos (mg/L NO ₂)	0,5	---	---	---	---	---	---	---
Oxidabilidade (mg/L O ₂)	5	---	---	---	---	---	---	---
Cheiro a 25°C (Factor de diluição)	3	---	---	---	---	---	---	---
Sabor a 25°C (Factor de diluição)	3	---	---	---	---	---	---	---
Turvação (NTU)	4	---	---	---	---	---	---	---
Antimónio (µg/L Sb)	5	---	---	---	---	---	---	---
Arsénio (µg/L As)	10	---	---	---	---	---	---	---
Benzeno (µg/L)	1,0	---	---	---	---	---	---	---
Benzo(a)pireno (µg/L)	0,010	---	---	---	---	---	---	---
Boro (mg/L B)	1,0	---	---	---	---	---	---	---
Bromatos (µg/L BrO ₃)	10	---	---	---	---	---	---	---
Cádmio (µg/L Cd)	5,0	---	---	---	---	---	---	---
Cálcio (mg/L Ca)	---	---	---	---	---	---	---	---
Chumbo (µg/L Pb)	25	---	---	---	---	---	---	---
Cianetos (µg/L CN)	50	---	---	---	---	---	---	---
Cobre (mg/L Cu)	2,0	---	---	---	---	---	---	---
Crómio (µg/L Cr)	50	---	---	---	---	---	---	---
1,2 - dicloroetano (µg/L)	3,0	---	---	---	---	---	---	---
Dureza total (mg/L CaCO ₃)	---	---	---	---	---	---	---	---
Enterococos (N/100 ml)	0	---	---	---	---	---	---	---
Fluoretos (mg/L F)	1,5	---	---	---	---	---	---	---
Magnésio (mg/L Mg)	---	---	---	---	---	---	---	---
Mercurio (µg/L Hg)	1	---	---	---	---	---	---	---
Níquel (µg/L Ni)	20	---	---	---	---	---	---	---
Selénio (µg/L Se)	10	---	---	---	---	---	---	---
Cloretos (mg/L Cl)	250	---	---	---	---	---	---	---
Sódio (mg/L Na)	200	---	---	---	---	---	---	---
Sulfatos (mg/L SO ₄)	250	---	---	---	---	---	---	---
Tetracloroetano(µg/L)	---	---	---	---	---	---	---	---
Tricloroetano(µg/L)	---	---	---	---	---	---	---	---
Hidrocarbonetos Aromáticos Policíclicos (µg/L):	0,10	---	---	---	---	---	---	---
Benzo(b)fluoranteno (µg/L)	---	---	---	---	---	---	---	---
Benzo(k)fluoranteno (µg/L)	---	---	---	---	---	---	---	---
Benzo(ghi)perileno (µg/L)	---	---	---	---	---	---	---	---
Indeno(1,2,3-cd)pireno(µg/L)	---	---	---	---	---	---	---	---
Clorofórmio(µg/L)	---	---	---	---	---	---	---	---
Bromofórmio(µg/L)	---	---	---	---	---	---	---	---
Bromodifluorometano(µg/L)	---	---	---	---	---	---	---	---
Dibromodifluorometano(µg/L)	---	---	---	---	---	---	---	---
Total:					100%	3	3	100%
Freguesia de Alcaria Ruiva Vale de Camelos								
Informação complementar relativa à averiguação das situações de incumprimento dos VP (causas e medidas correctivas):								
O Presidente da Câmara Municipal de Mértola Jorge Paulo Colaço Rosa-						Data da publicação: 13 de Maio de 2013		

	Câmara Municipal de Mértola	CONTROLO DA QUALIDADE DA ÁGUA PARA CONSUMO HUMANO NAS ZONAS DE ABASTECIMENTO¹ DO CONCELHO DE MÉRTOLA	EDITAL n.º 62/2013
--	------------------------------------	--	---------------------------

Em conformidade com o Decreto-Lei n.º 306/2007, de 27 de agosto, procedeu-se à verificação da qualidade da água da rede pública, através de análises periódicas na torneira do consumidor, segundo o Programa de Controlo da Qualidade da Água (PCQA) aprovado pela autoridade competente (ERSAR).	1º TRIMESTRE 2013 01 janeiro a 31 março
--	--

Parâmetro (unidades)	Valor Paramétrico (VP) fixado no DL 306/2007	Valores obtidos		N.º Análises superiores VP	% Cumprimento do VP	N.º Análises (PCQA)		% Análises Realizadas
		Mínimo	Máximo			Agendadas	Realizadas	
Escherichia coli (N/100 ml)	0	0	8	0	100%	2	2	100%
Bactérias coliformes (N/100 ml)	0	0	8	1	50%	2	2	100%
Desinfetante residual (mg/L)	0,4	0,2	0,2	---	---	2	2	100%
Alumínio (µg/L Al)	200	---	---	---	---	---	---	---
Amónio (mg/L NH ₄)	0,50	<0,02	<0,02	0	100%	1	1	100%
Número de colónias a 22 °C (N/ml)	Sem alteração anormal	9	9	---	---	1	1	100%
Número de colónias a 37 °C (N/ml)	Sem alteração anormal	12	12	---	---	1	1	100%
Condutividade (µS/cm a 20°C)	2500	840	840	0	100%	1	1	100%
Clostridium perfringens (N/100ml)	0	0	0	0	100%	1	1	100%
Cor (mg/L PtCo)	20	<2	<2	0	100%	1	1	100%
pH (Unidades pH)	≥6,5 e ≤9	7,4	7,4	0	100%	1	1	100%
Ferro (µg/L Fe)	200	140	140	0	100%	1	1	100%
Manganês (µg/L Mn)	50	660	660	1	0%	1	1	100%
Nitratos ² (mg/L NO ₃)	50	<10	<10	0	100%	1	1	100%
Nitritos (mg/L NO ₂)	0,5	---	---	---	---	---	---	---
Oxidabilidade (mg/L O ₂)	5	<1	<1	0	100%	1	1	100%
Cheiro a 25°C (Factor de diluição)	3	<1	<1	0	100%	1	1	100%
Sabor a 25°C (Factor de diluição)	3	<1	<1	0	100%	1	1	100%
Turvação (NTU)	4	0,6	0,6	0	100%	1	1	100%
Antimónio (µg/L Sb)	5	---	---	---	---	---	---	---
Arsénio (µg/L As)	10	---	---	---	---	---	---	---
Benzeno (µg/L)	1,0	---	---	---	---	---	---	---
Benzo(a)pireno (µg/L)	0,010	---	---	---	---	---	---	---
Boro (mg/L B)	1,0	---	---	---	---	---	---	---
Bromatos (µg/L BrO ₃)	10	---	---	---	---	---	---	---
Cádmio (µg/L Cd)	5,0	---	---	---	---	---	---	---
Cálcio (mg/L Ca)	---	66	66	---	---	1	1	100%
Chumbo (µg/L Pb)	25	<5	<5	0	100%	1	1	100%
Cianetos (µg/L CN)	50	---	---	---	---	---	---	---
Cobre (mg/L Cu)	2,0	<0,01	<0,01	0	100%	1	1	100%
Crómio (µg/L Cr)	50	---	---	---	---	---	---	---
1,2 - dicloroetano (µg/L)	3,0	---	---	---	---	---	---	---
Dureza total (mg/L CaCO ₃)	---	390	390	---	---	1	1	100%
Enterococos (N/100 ml)	0	0	0	0	100%	1	1	100%
Fluoretos (mg/L F)	1,5	---	---	---	---	---	---	---
Magnésio (mg/L Mg)	---	54	54	---	---	1	1	100%
Mercurio (µg/L Hg)	1	---	---	---	---	---	---	---
Níquel (µg/L Ni)	20	<5	<5	0	100%	1	1	100%
Selénio (µg/L Se)	10	---	---	---	---	---	---	---
Cloretos (mg/L Cl)	250	---	---	---	---	---	---	---
Sódio (mg/L Na)	200	100	100	0	100%	1	1	100%
Sulfatos (mg/L SO ₄)	250	90	90	0	100%	1	1	100%
Tetracloroetano(µg/L)	---	---	---	---	---	---	---	---
Tricloroetano(µg/L)	---	---	---	---	---	---	---	---
Hidrocarbonetos Aromáticos Policíclicos (µg/L):	0,10	---	---	---	---	---	---	---
Benzo(b)fluoranteno (µg/L)	---	---	---	---	---	---	---	---
Benzo(k)fluoranteno (µg/L)	---	---	---	---	---	---	---	---
Benzo(ghi)perileno (µg/L)	---	---	---	---	---	---	---	---
Indeno(1,2,3-cd)pireno(µg/L)	---	---	---	---	---	---	---	---
Clorofórmio(µg/L)	---	---	---	---	---	---	---	---
Bromofórmio(µg/L)	---	---	---	---	---	---	---	---
Bromodlorometano(µg/L)	---	---	---	---	---	---	---	---
Dibromoclorometano(µg/L)	---	---	---	---	---	---	---	---
Total:					93%	29	29	100%

Freguesia de Espírito Santo Vaqueiros
--

Informação complementar relativa à averiguação das situações de incumprimento dos VP (causas e medidas correctivas):

O Presidente da Câmara Municipal de Mértola Jorge Paulo Colaço Rosa-	Data da publicação: 13 de Maio de 2013
--	--

	Câmara Municipal de Mértola	CONTROLO DA QUALIDADE DA ÁGUA PARA CONSUMO HUMANO NAS ZONAS DE ABASTECIMENTO¹ DO CONCELHO DE MÉRTOLA	EDITAL n.º 62/2013
--	------------------------------------	--	---------------------------


Em conformidade com o Decreto-Lei n.º 306/2007, de 27 de agosto, procedeu-se à verificação da qualidade da água da rede pública, através de análises periódicas na torneira do consumidor, segundo o Programa de Controlo da Qualidade da Água (PCQA) aprovado pela autoridade competente (ERSAR).	1º TRIMESTRE 2013 01 janeiro a 31 março
--	--

Parâmetro (unidades)	Valor Paramétrico (VP) fixado no DL 306/2007	Valores obtidos		N.º Análises superiores VP	% Cumprimento do VP	N.º Análises (PCQA)		% Análises Realizadas
		Mínimo	Máximo			Agendadas	Realizadas	
Escherichia coli (N/100 ml)	0	0	0	0	100%	2	2	100%
Bactérias coliformes (N/100 ml)	0	0	0	0	100%	2	2	100%
Desinfetante residual (mg/L)	0,4	0,4	1,2	---	---	2	2	100%
Alumínio (µg/L Al)	200	---	---	---	---	---	---	---
Amónio (mg/L NH ₄)	0,50	<0,02	<0,02	0	100%	1	1	100%
Número de colónias a 22 °C (N/ml)	Sem alteração anormal	1	1	---	---	1	1	100%
Número de colónias a 37 °C (N/ml)	Sem alteração anormal	0	0	---	---	1	1	100%
Condutividade (µS/cm a 20°C)	2500	560	560	0	100%	1	1	100%
Clostridium perfringens (N/100ml)	0	0	0	0	100%	1	1	100%
Cor (mg/L PtCo)	20	<2	<2	0	100%	1	1	100%
pH (Unidades pH)	≥6,5 e ≤9	7,3	7,3	0	100%	1	1	100%
Ferro (µg/L Fe)	200	<50	<50	0	100%	1	1	100%
Manganês (µg/L Mn)	50	23	23	0	100%	1	1	100%
Nitratos ² (mg/L NO ₃)	50	<10	<10	0	100%	1	1	100%
Nitritos (mg/L NO ₂)	0,5	---	---	---	---	---	---	---
Oxidabilidade (mg/L O ₂)	5	1,3	1,3	0	100%	1	1	100%
Cheiro a 25°C (Factor de diluição)	3	3	3	0	100%	1	1	100%
Sabor a 25°C (Factor de diluição)	3	<1	<1	0	100%	1	1	100%
Turvação (NTU)	4	0,6	0,6	0	100%	1	1	100%
Antimónio (µg/L Sb)	5	---	---	---	---	---	---	---
Arsénio (µg/L As)	10	---	---	---	---	---	---	---
Benzeno (µg/L)	1,0	---	---	---	---	---	---	---
Benzo(a)pireno (µg/L)	0,010	---	---	---	---	---	---	---
Boro (mg/L B)	1,0	---	---	---	---	---	---	---
Bromatos (µg/L BrO ₃)	10	---	---	---	---	---	---	---
Cádmio (µg/L Cd)	5,0	---	---	---	---	---	---	---
Cálcio (mg/L Ca)	---	61	61	---	---	1	1	100%
Chumbo (µg/L Pb)	25	<5	<5	0	100%	1	1	100%
Cianetos (µg/L CN)	50	---	---	---	---	---	---	---
Cobre (mg/L Cu)	2,0	<0,01	<0,01	0	100%	1	1	100%
Crómio (µg/L Cr)	50	---	---	---	---	---	---	---
1,2 - dicloroetano (µg/L)	3,0	---	---	---	---	---	---	---
Dureza total (mg/L CaCO ₃)	---	260	260	---	---	1	1	100%
Enterococos (N/100 ml)	0	0	0	0	100%	1	1	100%
Fluoretos (mg/L F)	1,5	---	---	---	---	---	---	---
Magnésio (mg/L Mg)	---	26	26	---	---	1	1	100%
Mercurio (µg/L Hg)	1	---	---	---	---	---	---	---
Níquel (µg/L Ni)	20	<5	<5	0	100%	1	1	100%
Selénio (µg/L Se)	10	---	---	---	---	---	---	---
Cloretos (mg/L Cl)	250	---	---	---	---	---	---	---
Sódio (mg/L Na)	200	70	70	0	100%	1	1	100%
Sulfatos (mg/L SO ₄)	250	44	44	0	100%	1	1	100%
Tetracloroetano(µg/L)	---	---	---	---	---	---	---	---
Tricloroetano(µg/L)	---	---	---	---	---	---	---	---
Hidrocarbonetos Aromáticos Policíclicos (µg/L):	0,10	---	---	---	---	---	---	---
Benzo(b)fluoranteno (µg/L)	---	---	---	---	---	---	---	---
Benzo(k)fluoranteno (µg/L)	---	---	---	---	---	---	---	---
Benzo(ghi)perileno (µg/L)	---	---	---	---	---	---	---	---
Indeno(1,2,3-cd)pireno(µg/L)	---	---	---	---	---	---	---	---
Clorofórmio(µg/L)	---	---	---	---	---	---	---	---
Bromofórmio(µg/L)	---	---	---	---	---	---	---	---
Bromodlorometano(µg/L)	---	---	---	---	---	---	---	---
Dibromoclorometano(µg/L)	---	---	---	---	---	---	---	---
Total:					100%	29	29	100%

Freguesia de São Sebastião dos Carros
Vargens

Informação complementar relativa à averiguação das situações de incumprimento dos VP (causas e medidas correctivas):

O Presidente da Câmara Municipal de Mértola Jorge Paulo Colaço Rosa-	Data da publicação: 13 de Maio de 2013
---	---

 Câmara Municipal de Mértola	CONTROLO DA QUALIDADE DA ÁGUA PARA CONSUMO HUMANO NAS ZONAS DE ABASTECIMENTO¹ DO CONCELHO DE MÉRTOLA					EDITAL n.º 62/2013		
Em conformidade com o Decreto-Lei n.º 306/2007, de 27 de agosto, procedeu-se à verificação da qualidade da água da rede pública, através de análises periódicas na torneira do consumidor, segundo o Programa de Controlo da Qualidade da Água (PCQA) aprovado pela autoridade competente (ERSAR).						1º TRIMESTRE 2013 01 janeiro a 31 março		
Parâmetro (unidades)	Valor Paramétrico (VP) fixado no DL 306/2007	Valores obtidos		N.º Análises superiores VP	% Cumprimento do VP	N.º Análises (PCQA)		% Análises Realizadas
		Mínimo	Máximo			Agendadas	Realizadas	
<i>Escherichia coli</i> (N/100 ml)	0	0	0	0	100%	2	2	100%
Bactérias coliformes (N/100 ml)	0	0	0	0	100%	2	2	100%
Desinfetante residual (mg/L)	0,4	0,6	0,8	---	---	2	2	100%
Alumínio (µg/L Al)	200	---	---	---	---	---	---	---
Amónio (mg/L NH ₄)	0,50	<0,02	<0,02	0	100%	1	1	100%
Número de colónias a 22 °C (N/ml)	Sem alteração anormal	0	0	---	---	1	1	100%
Número de colónias a 37 °C (N/ml)	Sem alteração anormal	2	2	---	---	1	1	100%
Condutividade (µS/cm a 20°C)	2500	740	740	0	100%	1	1	100%
<i>Clostridium perfringens</i> (N/100ml)	0	0	0	0	100%	1	1	100%
Cor (mg/L PtCo)	20	<2	<2	0	100%	1	1	100%
pH (Unidades pH)	≥6,5 e ≤9	7,6	7,6	0	100%	1	1	100%
Ferro (µg/L Fe)	200	<50	<50	0	100%	1	1	100%
Manganês (µg/L Mn)	50	74	74	1	0%	1	1	100%
Nitratos ² (mg/L NO ₃)	50	24	24	0	100%	1	1	100%
Nitritos (mg/L NO ₂)	0,5	---	---	---	---	---	---	---
Oxidabilidade (mg/L O ₂)	5	<1	<1	0	100%	1	1	100%
Cheiro a 25°C (Factor de diluição)	3	<1	<1	0	100%	1	1	100%
Sabor a 25°C (Factor de diluição)	3	<1	<1	0	100%	1	1	100%
Turvação (NTU)	4	5	5	1	0%	1	1	100%
Antimónio (µg/L Sb)	5	---	---	---	---	---	---	---
Arsénio (µg/L As)	10	---	---	---	---	---	---	---
Benzeno (µg/L)	1,0	---	---	---	---	---	---	---
Benzo(a)pireno (µg/L)	0,010	---	---	---	---	---	---	---
Boro (mg/L B)	1,0	---	---	---	---	---	---	---
Bromatos (µg/L BrO ₃)	10	---	---	---	---	---	---	---
Cádmio (µg/L Cd)	5,0	---	---	---	---	---	---	---
Cálcio (mg/L Ca)	---	70	70	---	---	1	1	100%
Chumbo (µg/L Pb)	25	<5	<5	0	100%	1	1	100%
Cianetos (µg/L CN)	50	---	---	---	---	---	---	---
Cobre (mg/L Cu)	2,0	0,05	0,05	0	100%	1	1	100%
Crómio (µg/L Cr)	50	---	---	---	---	---	---	---
1,2 - dicloroetano (µg/L)	3,0	---	---	---	---	---	---	---
Dureza total (mg/L CaCO ₃)	---	320	320	---	---	1	1	100%
Enterococos (N/100 mL)	0	0	0	0	100%	1	1	100%
Fluoretos (mg/L F)	1,5	---	---	---	---	---	---	---
Magnésio (mg/L Mg)	---	35	35	---	---	1	1	100%
Mercúrio (µg/L Hg)	1	---	---	---	---	---	---	---
Níquel (µg/L Ni)	20	<5	<5	0	100%	1	1	100%
Selénio (µg/L Se)	10	<10	<10	0	100%	1	1	100%
Cloreto (mg/L Cl)	250	---	---	---	---	---	---	---
Sódio (mg/L Na)	200	---	---	---	---	---	---	---
Sulfatos (mg/L SO ₄)	250	39	39	0	100%	1	1	100%
Tetracloroetano(µg/L)	---	---	---	---	---	---	---	---
Tricloroetano(µg/L)	---	---	---	---	---	---	---	---
Hidrocarbonetos Aromáticos Policíclicos (µg/L):	0,10	---	---	---	---	---	---	---
Benzo(b)fluoranteno (µg/L)	---	---	---	---	---	---	---	---
Benzo(k)fluoranteno (µg/L)	---	---	---	---	---	---	---	---
Benzo(ghi)perileno (µg/L)	---	---	---	---	---	---	---	---
Indeno(1,2,3-cd)pireno(µg/L)	---	---	---	---	---	---	---	---
Clorofórmio(µg/L)	---	---	---	---	---	---	---	---
Bromofórmio(µg/L)	---	---	---	---	---	---	---	---
Bromodichlorometano(µg/L)	---	---	---	---	---	---	---	---
Dibromoclorometano(µg/L)	---	---	---	---	---	---	---	---
Total:					90%	29	29	100%
Freguesia de São João dos Caldeireiros Vasco Rodrigues								
Informação complementar relativa à averiguação das situações de incumprimento dos VP (causas e medidas correctivas):								
O Presidente da Câmara Municipal de Mértola Jorge Paulo Colaço Rosa-						Data da publicação: 13 de Maio de 2013		

	Câmara Municipal de Mértola	CONTROLO DA QUALIDADE DA ÁGUA PARA CONSUMO HUMANO NAS ZONAS DE ABASTECIMENTO¹ DO CONCELHO DE MÉRTOLA	EDITAL n.º 62/2013
--	------------------------------------	--	---------------------------

Em conformidade com o Decreto-Lei n.º 306/2007, de 27 de agosto, procedeu-se à verificação da qualidade da água da rede pública, através de análises periódicas na torneira do consumidor, segundo o Programa de Controlo da Qualidade da Água (PCQA) aprovado pela autoridade competente (ERSAR).	1º TRIMESTRE 2013 01 janeiro a 31 março
--	--

Parâmetro (unidades)	Valor Paramétrico (VP) fixado no DL 306/2007	Valores obtidos		N.º Análises superiores VP	% Cumprimento do VP	N.º Análises (PCQA)		% Análises Realizadas
		Mínimo	Máximo			Agendadas	Realizadas	
Escherichia coli (N/100 ml)	0	0	0	0	100%	2	2	100%
Bactérias coliformes (N/100 ml)	0	0	0	0	100%	2	2	100%
Desinfetante residual (mg/L)	0,4	<0,1	0,9	---	---	2	2	100%
Alumínio (µg/L Al)	200	---	---	---	---	---	---	---
Amónio (mg/L NH ₄)	0,50	0,05	0,05	0	100%	1	1	100%
Número de colónias a 22 °C (N/ml)	Sem alteração anormal	2	2	---	---	1	1	100%
Número de colónias a 37 °C (N/ml)	Sem alteração anormal	4	4	---	---	1	1	100%
Condutividade (µS/cm a 20°C)	2500	1400	1400	0	100%	1	1	100%
Clostridium perfringens (N/100ml)	0	0	0	0	100%	1	1	100%
Cor (mg/L PtCo)	20	<2	<2	0	100%	1	1	100%
pH (Unidades pH)	≥6,5 e ≤9	7,6	7,6	0	100%	1	1	100%
Ferro (µg/L Fe)	200	54	54	0	100%	1	1	100%
Manganês (µg/L Mn)	50	16	16	0	100%	1	1	100%
Nitratos ² (mg/L NO ₃)	50	16	16	0	100%	1	1	100%
Nitritos (mg/L NO ₂)	0,5	---	---	---	---	---	---	---
Oxidabilidade (mg/L O ₂)	5	1,5	1,5	0	100%	1	1	100%
Cheiro a 25°C (Factor de diluição)	3	<1	<1	0	100%	1	1	100%
Sabor a 25°C (Factor de diluição)	3	4	4	1	0%	1	1	100%
Turvação (NTU)	4	1,3	1,3	0	100%	1	1	100%
Antimónio (µg/L Sb)	5	<3,5	<3,5	0	100%	1	1	100%
Arsénio (µg/L As)	10	<10	<10	0	100%	1	1	100%
Benzeno (µg/L)	1,0	---	---	---	---	---	---	---
Benzo(a)pireno (µg/L)	0,010	---	---	---	---	---	---	---
Boro (mg/L B)	1,0	---	---	---	---	---	---	---
Bromatos (µg/L BrO ₃)	10	---	---	---	---	---	---	---
Cádmio (µg/L Cd)	5,0	---	---	---	---	---	---	---
Cálcio (mg/L Ca)	---	53	53	---	---	1	1	100%
Chumbo (µg/L Pb)	25	<5	<5	0	100%	1	1	100%
Cianetos (µg/L CN)	50	---	---	---	---	---	---	---
Cobre (mg/L Cu)	2,0	<0,01	<0,01	0	100%	1	1	100%
Crómio (µg/L Cr)	50	---	---	---	---	---	---	---
1,2 - dicloroetano (µg/L)	3,0	---	---	---	---	---	---	---
Dureza total (mg/L CaCO ₃)	---	360	360	---	---	1	1	100%
Enterococos (N/100 ml)	0	0	0	0	100%	1	1	100%
Fluoretos (mg/L F)	1,5	---	---	---	---	---	---	---
Magnésio (mg/L Mg)	---	56	56	---	---	1	1	100%
Mercurio (µg/L Hg)	1	---	---	---	---	---	---	---
Níquel (µg/L Ni)	20	<5	<5	0	100%	1	1	100%
Selénio (µg/L Se)	10	---	---	---	---	---	---	---
Cloretos (mg/L Cl)	250	310	310	1	0%	1	1	100%
Sódio (mg/L Na)	200	200	200	0	100%	1	1	100%
Sulfatos (mg/L SO ₄)	250	150	150	0	100%	1	1	100%
Tetracloroetano(µg/L)	---	---	---	---	---	---	---	---
Tricloroetano(µg/L)	---	---	---	---	---	---	---	---
Hidrocarbonetos Aromáticos Policíclicos (µg/L):	0,10	---	---	---	---	---	---	---
Benzo(b)fluoranteno (µg/L)	---	---	---	---	---	---	---	---
Benzo(k)fluoranteno (µg/L)	---	---	---	---	---	---	---	---
Benzo(ghi)perileno (µg/L)	---	---	---	---	---	---	---	---
Indeno(1,2,3-cd)pireno(µg/L)	---	---	---	---	---	---	---	---
Clorofórmio(µg/L)	---	---	---	---	---	---	---	---
Bromofórmio(µg/L)	---	---	---	---	---	---	---	---
Bromodichlorometano(µg/L)	---	---	---	---	---	---	---	---
Dibromochlorometano(µg/L)	---	---	---	---	---	---	---	---
Total:					91%	32	32	100%

Freguesia de Alcaria Ruiva Venda dos Salgueiros
--

Informação complementar relativa à averiguação das situações de incumprimento dos VP (causas e medidas correctivas):

O Presidente da Câmara Municipal de Mértola Jorge Paulo Colaço Rosa-	Data da publicação: 13 de Maio de 2013
--	--



Câmara Municipal de Mértola

**CONTROLO DA QUALIDADE DA ÁGUA PARA CONSUMO HUMANO
NAS ZONAS DE ABASTECIMENTO¹ DO CONCELHO DE MÉRTOLA**

EDITAL n.º 62/2013

Em conformidade com o Decreto-Lei n.º 306/2007, de 27 de agosto, procedeu-se à verificação da qualidade da água da rede pública, através de análises periódicas na torneira do consumidor, segundo o Programa de Controlo da Qualidade da Água (PCQA) aprovado pela autoridade competente (ERSAR).

1º TRIMESTRE 2013
01 janeiro a
31 março

Parâmetro (unidades)	Valor Paramétrico (VP) fixado no DL 306/2007	Valores obtidos		N.º Análises superiores VP	% Cumprimento do VP	N.º Análises (PCQA)		% Análises Realizadas
		Mínimo	Máximo			Agendadas	Realizadas	
<i>Escherichia coli</i> (N/100 ml)	0	0	0	0	100%	2	2	100%
Bactérias coliformes (N/100 ml)	0	0	0	0	100%	2	2	100%
Desinfetante residual (mg/L)	0,4	0,3	0,4	---	---	2	2	100%
Alumínio (µg/L Al)	200	---	---	---	---	0	0	---
Amónio (mg/L NH ₄)	0,50	<0,02	<0,02	0	100%	1	1	100%
Número de colónias a 22 °C (N/ml)	Sem alteração anormal	47	47	---	---	---	---	---
Número de colónias a 37 °C (N/ml)	Sem alteração anormal	88	88	---	---	---	---	---
Condutividade (µS/cm a 20°C)	2500	800	800	0	100%	1	1	100%
<i>Clostridium perfringens</i> (N/100ml)	0	0	0	0	100%	1	1	100%
Cor (mg/L PtCo)	20	<2	<2	0	100%	1	1	100%
pH (Unidades pH)	≥6,5 e ≤9	7,7	7,7	0	100%	1	1	100%
Ferro (µg/L Fe)	200	<50	<50	0	100%	1	1	100%
Manganês (µg/L Mn)	50	<15	<15	0	100%	1	1	100%
Nitratos ² (mg/L NO ₃)	50	---	---	---	---	---	---	---
Nitritos (mg/L NO ₂)	0,5	---	---	---	---	0	0	---
Oxidabilidade (mg/L O ₂)	5	<1	<1	0	100%	1	1	100%
Cheiro a 25°C (Factor de diluição)	3	<1	<1	0	100%	1	1	100%
Sabor a 25°C (Factor de diluição)	3	<1	<1	0	100%	1	1	100%
Turvação (NTU)	4	<0,5	<0,5	0	100%	1	1	100%
Antimónio (µg/L Sb)	5	---	---	---	---	0	0	---
Arsénio (µg/L As)	10	---	---	---	---	0	0	---
Benzeno (µg/L)	1,0	---	---	---	---	0	0	---
Benzo(a)pireno (µg/L)	0,010	---	---	---	---	0	0	---
Boro (mg/L B)	1,0	---	---	---	---	0	0	---
Bromatos (µg/L BrO ₃)	10	---	---	---	---	0	0	---
Cádmio (µg/L Cd)	5,0	---	---	---	---	0	0	---
Cálcio (mg/L Ca)	---	45	45	---	---	1	1	100%
Chumbo (µg/L Pb)	25	<5	<5	0	100%	1	1	100%
Cianetos (µg/L CN)	50	---	---	---	---	0	0	---
Cobre (mg/L Cu)	2,0	<0,01	<0,01	0	100%	1	1	100%
Crómio (µg/L Cr)	50	---	---	---	---	0	0	---
1,2 – dicloroetano (µg/L)	3,0	---	---	---	---	0	0	---
Dureza total (mg/L CaCO ₃)	---	280	280	---	---	1	1	100%
Enterococos (N/100 mL)	0	0	0	0	100%	1	1	100%
Fluoretos (mg/L F)	1,5	---	---	---	---	0	0	---
Magnésio (mg/L Mg)	---	40	40	---	---	1	1	100%
Mercúrio (µg/L Hg)	1	---	---	---	---	0	0	---
Níquel (µg/L Ni)	20	<5	<5	0	100%	1	1	100%
Selénio (µg/L Se)	10	---	---	---	---	0	0	---
Cloretos (mg/L Cl)	250	---	---	---	---	0	0	---
Sódio (mg/L Na)	200	---	---	---	---	0	0	---
Sulfatos (mg/L SO ₄)	250	---	---	---	---	0	0	---
Tetracloroetano(µg/L)	---	---	---	---	---	0	0	---
Tricloroetano(µg/L)	---	---	---	---	---	0	0	---
Hidrocarbonetos Aromáticos Policíclicos (µg/L):	0,10	---	---	---	---	0	0	---
Benzo(b)fluoranteno (µg/L)	---	---	---	---	---	0	0	---
Benzo(k)fluoranteno (µg/L)	---	---	---	---	---	0	0	---
Benzo(ghi)perileno (µg/L)	---	---	---	---	---	0	0	---
Indeno(1,2,3-cd)pireno(µg/L)	---	---	---	---	---	0	0	---
Clorofórmio(µg/L)	---	---	---	---	---	0	0	---
Bromofórmio(µg/L)	---	---	---	---	---	0	0	---
Bromodichlorometano(µg/L)	---	---	---	---	---	0	0	---
Dibromoclorometano(µg/L)	---	---	---	---	---	0	0	---
Total:					100%	24	24	100%


Freguesia de São Sebastião dos Carros
São Bartolomeu da Via Glória

Informação complementar relativa à averiguação das situações de incumprimento dos VP (causas e medidas correctivas):

O Presidente da Câmara Municipal de Mértola

Jorge Paulo Colaço Rosa-

Data da publicação:
13 de Maio de 2013

 Câmara Municipal de Mértola	CONTROLO DA QUALIDADE DA ÁGUA PARA CONSUMO HUMANO NAS ZONAS DE ABASTECIMENTO¹ DO CONCELHO DE MÉRTOLA	EDITAL n.º 62/2013
--	--	---------------------------

Em conformidade com o Decreto-Lei n.º 306/2007, de 27 de agosto, procedeu-se à verificação da qualidade da água da rede pública, através de análises periódicas na torneira do consumidor, segundo o Programa de Controlo da Qualidade da Água (PCQA) aprovado pela autoridade competente (ERSAR).


**1º TRIMESTRE 2013
01 janeiro a
31 março**

Parâmetro (unidades)	Valor Paramétrico (VP) fixado no DL 306/2007	Valores obtidos		N.º Análises superiores VP	% Cumprimento do VP	N.º Análises (PCQA)		% Análises Realizadas
		Mínimo	Máximo			Agendadas	Realizadas	
<i>Escherichia coli</i> (N/100 ml)	0	0	0	0	100%	2	2	100%
Bactérias coliformes (N/100 ml)	0	0	0	0	100%	2	2	100%
Desinfetante residual (mg/L)	0,4	<0,1	0,5	---	---	2	2	100%
Alumínio (µg/L Al)	200	---	---	---	---	---	---	---
Amónio (mg/L NH ₄)	0,50	<0,02	<0,02	0	100%	1	1	100%
Número de colónias a 22 °C (N/ml)	Sem alteração anormal	12	12	---	---	1	1	100%
Número de colónias a 37 °C (N/ml)	Sem alteração anormal	5	5	---	---	1	1	100%
Condutividade (µS/cm a 20°C)	2500	1700	1700	0	100%	1	1	100%
<i>Clostridium perfringens</i> (N/100ml)	0	0	0	0	100%	1	1	100%
Cor (mg/L PtCo)	20	<2	<2	0	100%	1	1	100%
pH (Unidades pH)	≥6,5 e ≤9	7,3	7,3	0	100%	1	1	100%
Ferro (µg/L Fe)	200	<50	<50	0	100%	1	1	100%
Manganés (µg/L Mn)	50	<15	<15	0	100%	1	1	100%
Nitratos ² (mg/L NO ₃)	50	110	110	1	0%	1	1	100%
Nitritos (mg/L NO ₂)	0,5	---	---	---	---	---	---	---
Oxidabilidade (mg/L O ₂)	5	<1	<1	0	100%	1	1	100%
Cheiro a 25°C (Factor de diluição)	3	<1	<1	0	100%	1	1	100%
Sabor a 25°C (Factor de diluição)	3	3	3	0	100%	1	1	100%
Turvação (NTU)	4	0,55	0,55	0	100%	1	1	100%
Antimónio (µg/L Sb)	5	---	---	---	---	---	---	---
Arsénio (µg/L As)	10	<10	<10	0	100%	1	1	100%
Benzeno (µg/L)	1,0	---	---	---	---	---	---	---
Benzo(a)pireno (µg/L)	0,010	---	---	---	---	---	---	---
Boro (mg/L B)	1,0	---	---	---	---	---	---	---
Bromatos (µg/L BrO ₃)	10	---	---	---	---	---	---	---
Cádmio (µg/L Cd)	5,0	---	---	---	---	---	---	---
Cálcio (mg/L Ca)	---	170	170	---	---	1	1	100%
Chumbo (µg/L Pb)	25	<5	<5	0	100%	1	1	100%
Cianetos (µg/L CN)	50	---	---	---	---	---	---	---
Cobre (mg/L Cu)	2,0	0,01	0,01	0	100%	1	1	100%
Crómio (µg/L Cr)	50	---	---	---	---	---	---	---
1,2 - dicloroetano (µg/L)	3,0	---	---	---	---	---	---	---
Dureza total (mg/L CaCO ₃)	---	730	730	---	---	1	1	100%
Enterococos (N/100 ml)	0	0	0	0	100%	1	1	100%
Fluoretos (mg/L F)	1,5	---	---	---	---	---	---	---
Magnésio (mg/L Mg)	---	71	71	---	---	1	1	100%
Mercurio (µg/L Hg)	1	---	---	---	---	---	---	---
Níquel (µg/L Ni)	20	<5	<5	0	100%	1	1	100%
Selénio (µg/L Se)	10	---	---	---	---	---	---	---
Cloretos (mg/L Cl)	250	370	370	1	0%	1	1	100%
Sódio (mg/L Na)	200	140	140	0	100%	1	1	100%
Sulfatos (mg/L SO ₄)	250	100	100	0	100%	1	1	100%
Tetracloroetano(µg/L)	---	---	---	---	---	---	---	---
Tricloroetano(µg/L)	---	---	---	---	---	---	---	---
Hidrocarbonetos Aromáticos Policíclicos (µg/L):	0,10	---	---	---	---	---	---	---
Benzo(b)fluoranteno (µg/L)	---	---	---	---	---	---	---	---
Benzo(k)fluoranteno (µg/L)	---	---	---	---	---	---	---	---
Benzo(ghi)perileno (µg/L)	---	---	---	---	---	---	---	---
Indeno(1,2,3-cd)pireno(µg/L)	---	---	---	---	---	---	---	---
Clorofórmio(µg/L)	---	---	---	---	---	---	---	---
Bromofórmio(µg/L)	---	---	---	---	---	---	---	---
Bromodiclorometano(µg/L)	---	---	---	---	---	---	---	---
Dibromoclorometano(µg/L)	---	---	---	---	---	---	---	---
Total:					91%	31	31	100%

Freguesia de Espírito Santo
Zambujal

Informação complementar relativa à averiguação das situações de incumprimento dos VP (causas e medidas correctivas):

O Presidente da Câmara Municipal de Mértola Jorge Paulo Colaço Rosa-	Data da publicação: 13 de Maio de 2013
---	---

 Câmara Municipal de Mértola		CONTROLO DA QUALIDADE DA ÁGUA PARA CONSUMO HUMANO NAS ZONAS DE ABASTECIMENTO¹ DO CONCELHO DE MÉRTOLA					EDITAL n.º 62/2013		
Em conformidade com o Decreto-Lei n.º 306/2007, de 27 de agosto, procedeu-se à verificação da qualidade da água da rede pública, através de análises periódicas na torneira do consumidor, segundo o Programa de Controlo da Qualidade da Água (PCQA) aprovado pela autoridade competente (ERSAR).						1º TRIMESTRE 2013 01 janeiro a 31 março			
Parâmetro (unidades)	Valor Paramétrico (VP) fixado no DL 306/2007	Valores obtidos		N.º Análises superiores VP	% Cumprimento do VP	N.º Análises (PCQA)		% Análises Realizadas	
		Mínimo	Máximo			Agendadas	Realizadas		
<i>Escherichia coli</i> (N/100 ml)	0	0	0	---	---	156	156	100%	
Bactérias coliformes (N/100 ml)	0	0	>100	---	---	156	156	100%	
Desinfetante residual (mg/L)	0,4	<0,1	>1,5	---	---	156	156	100%	
Alumínio (µg/L Al)	200	30	120	---	---	7	7	100%	
Amónio (mg/L NH ₄)	0,50	<0,02	0,06	---	---	64	64	100%	
Número de colónias a 22 °C (N/ml)	Sem alteração anormal	0	>300	---	---	63	63	100%	
Número de colónias a 37 °C (N/ml)	Sem alteração anormal	0	>300	---	---	63	63	100%	
Condutividade (µS/cm a 20°C)	2500	310	5100	---	---	64	64	100%	
<i>Clostridium perfringens</i> (N/100ml)	0	0	1	---	---	64	64	100%	
Cor (mg/L PtCo)	20	2	12	---	---	64	64	100%	
pH (Unidades pH)	≥6,5 e ≤9	6,5	8	---	---	64	64	100%	
Ferro (µg/L Fe)	200	<50	1600	---	---	62	62	100%	
Manganês (µg/L Mn)	50	<15	240	---	---	64	64	100%	
Nitratos ² (mg/L NO ₃)	50	<10	170	---	---	52	52	100%	
Nitritos (mg/L NO ₂)	0,5	<0,02	<0,02	---	---	3	3	100%	
Oxidabilidade (mg/L O ₂)	5	<1	3,9	---	---	64	64	100%	
Cheiro a 25°C (Factor de diluição)	3	<1	4	---	---	64	64	100%	
Sabor a 25°C (Factor de diluição)	3	<1	4	---	---	64	64	100%	
Turvação (NTU)	4	<0,5	4,4	---	---	64	64	100%	
Antimónio (µg/L Sb)	5	<3,5	4	---	---	7	7	100%	
Arsénio (µg/L As)	10	<10	14	---	---	8	8	100%	
Benzeno (µg/L)	1,0	<0,5	<0,5	---	---	2	2	100%	
Benzo(a)pireno (µg/L)	0,010	<0,005	<0,005	---	---	3	3	100%	
Boro (mg/L B)	1,0	<0,3	<0,3	---	---	3	3	100%	
Bromatos (µg/L BrO ₃)	10	<5	<5	---	---	2	2	100%	
Cádmio (µg/L Cd)	5,0	<1	<1	---	---	2	2	100%	
Cálcio (mg/L Ca)	---	5	170	---	---	62	62	100%	
Chumbo (µg/L Pb)	25	<5	12	---	---	62	62	100%	
Cianetos (µg/L CN)	50	<15	<15	---	---	2	2	100%	
Cobre (mg/L Cu)	2,0	0,01	0,06	---	---	62	62	100%	
Crómio (µg/L Cr)	50	<2	<2	---	---	2	2	100%	
1,2 - dicloroetano (µg/L)	3,0	<1	<1	---	---	2	2	100%	
Dureza total (mg/L CaCO ₃)	---	26	1200	---	---	62	62	100%	
Enterococos (N/100 mL)	0	0	0	---	---	62	62	100%	
Fluoretos (mg/L F)	1,5	0,2	1	---	---	2	2	100%	
Magnésio (mg/L Mg)	---	3,2	220	---	---	62	62	100%	
Mercurio (µg/L Hg)	1	<1	<10	---	---	2	2	100%	
Níquel (µg/L Ni)	20	<5	64	---	---	62	62	100%	
Selénio (µg/L Se)	10	<10	<10	---	---	8	8	100%	
Cloretos (mg/L Cl)	250	<15	1100	---	---	22	22	100%	
Sódio (mg/L Na)	200	27	710	---	---	24	24	100%	
Sulfatos (mg/L SO ₄)	250	<10	230	---	---	50	50	100%	
Tetracloroetano(µg/L)	---	<1	<1	---	---	2	2	100%	
Tricloroetano(µg/L)	---	<1	<1	---	---	2	2	100%	
Hidrocarbonetos Aromáticos Policíclicos (µg/L):	0,10	<0,01	<0,01	---	---	3	3	100%	
Benzo(b)fluoranteno (µg/L)	---	<0,01	<0,01	---	---	3	3	100%	
Benzo(k)fluoranteno (µg/L)	---	<0,01	<0,01	---	---	3	3	100%	
Benzo(ghi)perileno (µg/L)	---	<0,01	<0,01	---	---	3	3	100%	
Indeno(1,2,3-cd)pireno(µg/L)	---	<0,01	<0,01	---	---	3	3	100%	
Clorofórmio(µg/L)	---	3	16	---	---	3	3	100%	
Bromofórmio(µg/L)	---	3	23	---	---	3	3	100%	
Bromodiclorometano(µg/L)	---	<0,01	<0,01	---	---	3	3	100%	
Dibromodiclorometano(µg/L)	---	<3	36	---	---	3	3	100%	
Total:						1964	1964	100%	
Concelho de Mértola									
Informação complementar relativa à averiguação das situações de incumprimento dos VP (causas e medidas correctivas):									
O Presidente da Câmara Municipal de Mértola _____ -Jorge Paulo Colaço Rosa-						Data da publicação: 13 de Maio de 2013			