



Câmara Municipal de Mértola

**CONTROLO DA QUALIDADE DA ÁGUA PARA CONSUMO HUMANO
NAS ZONAS DE ABASTECIMENTO¹ DO CONCELHO DE MÉRTOLA**

EDITAL n.º 19/2013

Em conformidade com o Decreto-Lei n.º 306/2007, de 27 de agosto, procedeu-se à verificação da qualidade da água da rede pública, através de análises periódicas na torneira do consumidor, segundo o Programa de Controlo da Qualidade da Água (PCQA) aprovado pela autoridade competente (ERSAR).

**4º TRIMESTRE 2012
01 outubro a
31 dezembro**

Parâmetro (unidades)	Valor Paramétrico (VP) fixado no DL 306/2007	Valores obtidos		N.º Análises superiores VP	% Cumprimento do VP	N.º Análises (PCQA)		% Análises Realizadas
		Mínimo	Máximo			Agendadas	Realizadas	
Escherichia coli (N/100 ml)	0	0	0	0	100%	1	1	100%
Bactérias coliformes (N/100 ml)	0	0	0	0	100%	1	1	100%
Desinfetante residual (mg/L)	0,4	0,4	0,4	---	---	1	1	100%
Alumínio (µg/L Al)	200	---	---	---	---	---	---	---
Amónio (mg/L NH ₄)	0,50	---	---	---	---	---	---	---
Número de colónias a 22 °C (N/ml)	Sem alteração anormal	---	---	---	---	---	---	---
Número de colónias a 37 °C (N/ml)	Sem alteração anormal	---	---	---	---	---	---	---
Condutividade (µS/cm a 20°C)	2500	---	---	---	---	---	---	---
Clostridium perfringens (N/100ml)	0	---	---	---	---	---	---	---
Cor (mg/L PtCo)	20	---	---	---	---	---	---	---
pH (Unidades pH)	≥6,5 e ≤9	---	---	---	---	---	---	---
Ferro (µg/L Fe)	200	---	---	---	---	---	---	---
Manganês (µg/L Mn)	50	---	---	---	---	---	---	---
Nitratos ² (mg/L NO ₃)	50	---	---	---	---	---	---	---
Nitritos (mg/L NO ₂)	0,5	---	---	---	---	---	---	---
Oxidabilidade (mg/L O ₂)	5	---	---	---	---	---	---	---
Cheiro a 25°C (Factor de diluição)	3	---	---	---	---	---	---	---
Sabor a 25°C (Factor de diluição)	3	---	---	---	---	---	---	---
Turvação (NTU)	4	---	---	---	---	---	---	---
Antimónio (µg/L Sb)	5	---	---	---	---	---	---	---
Arsénio (µg/L As)	10	---	---	---	---	---	---	---
Benzeno (µg/L)	1,0	---	---	---	---	---	---	---
Benzo(a)pireno (µg/L)	0,010	---	---	---	---	---	---	---
Boro (mg/L B)	1,0	---	---	---	---	---	---	---
Bromatos (µg/L BrO ₃)	10	---	---	---	---	---	---	---
Cádmio (µg/L Cd)	5,0	---	---	---	---	---	---	---
Cálcio (mg/L Ca)	---	---	---	---	---	---	---	---
Chumbo (µg/L Pb)	25	---	---	---	---	---	---	---
Cianetos (µg/L CN)	50	---	---	---	---	---	---	---
Cobre (mg/L Cu)	2,0	---	---	---	---	---	---	---
Crómio (µg/L Cr)	50	---	---	---	---	---	---	---
1,2 - dicloroetano (µg/L)	3,0	---	---	---	---	---	---	---
Dureza total (mg/L CaCO ₃)	---	---	---	---	---	---	---	---
Enterococos (N/100 ml)	0	---	---	---	---	---	---	---
Fluoretos (mg/L F)	1,5	---	---	---	---	---	---	---
Magnésio (mg/L Mg)	---	---	---	---	---	---	---	---
Mercurio (µg/L Hg)	1	---	---	---	---	---	---	---
Níquel (µg/L Ni)	20	---	---	---	---	---	---	---
Selénio (µg/L Se)	10	---	---	---	---	---	---	---
Cloretos (mg/L Cl)	250	---	---	---	---	---	---	---
Sódio (mg/L Na)	200	---	---	---	---	---	---	---
Sulfatos (mg/L SO ₄)	250	---	---	---	---	---	---	---
Tetracloroetano(µg/L)	---	---	---	---	---	---	---	---
Tricloroetano(µg/L)	---	---	---	---	---	---	---	---
Hidrocarbonetos Aromáticos Policíclicos (µg/L):	0,10	---	---	---	---	---	---	---
Benzo(b)fluoranteno (µg/L)	---	---	---	---	---	---	---	---
Benzo(k)fluoranteno (µg/L)	---	---	---	---	---	---	---	---
Benzo(ghi)perileno (µg/L)	---	---	---	---	---	---	---	---
Indeno(1,2,3-cd)pireno(µg/L)	---	---	---	---	---	---	---	---
Clorofórmio(µg/L)	---	---	---	---	---	---	---	---
Bromofórmio(µg/L)	---	---	---	---	---	---	---	---
Bromodichlorometano(µg/L)	---	---	---	---	---	---	---	---
Dibromochlorometano(µg/L)	---	---	---	---	---	---	---	---
Total:					100%	3	3	100%

Freguesia de Alcaria Ruiva

Aipo

Informação complementar relativa à averiguação das situações de incumprimento dos VP (causas e medidas correctivas):

O Presidente da Câmara Municipal de Mértola

Jorge Paulo Colaço Rosa-

 Data da publicação:
05 fevereiro de 2013



Câmara Municipal de Mértola

**CONTROLO DA QUALIDADE DA ÁGUA PARA CONSUMO HUMANO
NAS ZONAS DE ABASTECIMENTO¹ DO CONCELHO DE MÉRTOLA**

EDITAL n.º 19/2013

Em conformidade com o Decreto-Lei n.º 306/2007, de 27 de agosto, procedeu-se à verificação da qualidade da água da rede pública, através de análises periódicas na torneira do consumidor, segundo o Programa de Controlo da Qualidade da Água (PCQA) aprovado pela autoridade competente (ERSAR).

**4º TRIMESTRE 2012
01 outubro a
31 dezembro**

Parâmetro (unidades)	Valor Paramétrico (VP) fixado no DL 306/2007	Valores obtidos		N.º Análises superiores VP	% Cumprimento do VP	N.º Análises (PCQA)		% Análises Realizadas
		Mínimo	Máximo			Agendadas	Realizadas	
Escherichia coli (N/100 ml)	0	0	0	0	100%	1	1	100%
Bactérias coliformes (N/100 ml)	0	0	0	0	100%	1	1	100%
Desinfetante residual (mg/L)	0,4	0,8	0,8	---	---	1	1	100%
Alumínio (µg/L Al)	200	---	---	---	---	---	---	---
Amónio (mg/L NH ₄)	0,50	---	---	---	---	---	---	---
Número de colónias a 22 °C (N/ml)	Sem alteração anormal	---	---	---	---	---	---	---
Número de colónias a 37 °C (N/ml)	Sem alteração anormal	---	---	---	---	---	---	---
Condutividade (µS/cm a 20°C)	2500	---	---	---	---	---	---	---
Clostridium perfringens (N/100ml)	0	---	---	---	---	---	---	---
Cor (mg/L PtCo)	20	---	---	---	---	---	---	---
pH (Unidades pH)	≥6,5 e ≤9	---	---	---	---	---	---	---
Ferro (µg/L Fe)	200	---	---	---	---	---	---	---
Manganês (µg/L Mn)	50	---	---	---	---	---	---	---
Nitratos ² (mg/L NO ₃)	50	---	---	---	---	---	---	---
Nitritos (mg/L NO ₂)	0,5	---	---	---	---	---	---	---
Oxidabilidade (mg/L O ₂)	5	---	---	---	---	---	---	---
Cheiro a 25°C (Factor de diluição)	3	---	---	---	---	---	---	---
Sabor a 25°C (Factor de diluição)	3	---	---	---	---	---	---	---
Turvação (NTU)	4	---	---	---	---	---	---	---
Antimónio (µg/L Sb)	5	---	---	---	---	---	---	---
Arsénio (µg/L As)	10	---	---	---	---	---	---	---
Benzeno (µg/L)	1,0	---	---	---	---	---	---	---
Benzo(a)pireno (µg/L)	0,010	---	---	---	---	---	---	---
Boro (mg/L B)	1,0	---	---	---	---	---	---	---
Bromatos (µg/L BrO ₃)	10	---	---	---	---	---	---	---
Cádmio (µg/L Cd)	5,0	---	---	---	---	---	---	---
Cálcio (mg/L Ca)	---	---	---	---	---	---	---	---
Chumbo (µg/L Pb)	25	---	---	---	---	---	---	---
Cianetos (µg/L CN)	50	---	---	---	---	---	---	---
Cobre (mg/L Cu)	2,0	---	---	---	---	---	---	---
Crómio (µg/L Cr)	50	---	---	---	---	---	---	---
1,2 - dicloroetano (µg/L)	3,0	---	---	---	---	---	---	---
Dureza total (mg/L CaCO ₃)	---	---	---	---	---	---	---	---
Enterococos (N/100 ml)	0	---	---	---	---	---	---	---
Fluoretos (mg/L F)	1,5	---	---	---	---	---	---	---
Magnésio (mg/L Mg)	---	---	---	---	---	---	---	---
Mercurio (µg/L Hg)	1	---	---	---	---	---	---	---
Níquel (µg/L Ni)	20	---	---	---	---	---	---	---
Selénio (µg/L Se)	10	---	---	---	---	---	---	---
Cloretos (mg/L Cl)	250	---	---	---	---	---	---	---
Sódio (mg/L Na)	200	---	---	---	---	---	---	---
Sulfatos (mg/L SO ₄)	250	---	---	---	---	---	---	---
Tetracloroetano(µg/L)	---	---	---	---	---	---	---	---
Tricloroetano(µg/L)	---	---	---	---	---	---	---	---
Hidrocarbonetos Aromáticos Policíclicos (µg/L):	0,10	---	---	---	---	---	---	---
Benzo(b)fluoranteno (µg/L)	---	---	---	---	---	---	---	---
Benzo(k)fluoranteno (µg/L)	---	---	---	---	---	---	---	---
Benzo(ghi)perileno (µg/L)	---	---	---	---	---	---	---	---
Indeno(1,2,3-cd)pireno(µg/L)	---	---	---	---	---	---	---	---
Clorofórmio(µg/L)	---	---	---	---	---	---	---	---
Bromofórmio(µg/L)	---	---	---	---	---	---	---	---
Bromodichlorometano(µg/L)	---	---	---	---	---	---	---	---
Dibromochlorometano(µg/L)	---	---	---	---	---	---	---	---
Total:					100%	3	3	100%

Freguesia de Espírito Santo

Álamo


Informação complementar relativa à averiguação das situações de incumprimento dos VP (causas e medidas correctivas):

O Presidente da Câmara Municipal de Mértola

Jorge Paulo Colaço Rosa-

 Data da publicação:
05 fevereiro de 2013

Câmara Municipal de Mértola		CONTROLO DA QUALIDADE DA ÁGUA PARA CONSUMO HUMANO NAS ZONAS DE ABASTECIMENTO ¹ DO CONCELHO DE MÉRTOLA				EDITAL n.º 19/2013		
Em conformidade com o Decreto-Lei n.º 306/2007, de 27 de agosto, procedeu-se à verificação da qualidade da água da rede pública, através de análises periódicas na torneira do consumidor, segundo o Programa de Controlo da Qualidade da Água (PCQA) aprovado pela autoridade competente (ERSAR).						4º TRIMESTRE 2012 01 outubro a 31 dezembro		
Parâmetro (unidades)	Valor Paramétrico (VP) fixado no DL 306/2007	Valores obtidos		N.º Análises superiores VP	% Cumprimento do VP	N.º Análises (PCQA)		% Análises Realizadas
		Mínimo	Máximo			Agendadas	Realizadas	
Escherichia coli (N/100 ml)	0	0	0	0	100%	1	1	100%
Bactérias coliformes (N/100 ml)	0	0	0	0	100%	1	1	100%
Desinfetante residual (mg/L)	0,4	<0,1	<0,1	---	---	1	1	100%
Alumínio (µg/L Al)	200	---	---	---	---	---	---	---
Amónio (mg/L NH ₄)	0,50	---	---	---	---	---	---	---
Número de colónias a 22 °C (N/ml)	Sem alteração anormal	---	---	---	---	---	---	---
Número de colónias a 37 °C (N/ml)	Sem alteração anormal	---	---	---	---	---	---	---
Condutividade (µS/cm a 20°C)	2500	---	---	---	---	---	---	---
Clostridium perfringens (N/100ml)	0	---	---	---	---	---	---	---
Cor (mg/L PCo)	20	---	---	---	---	---	---	---
pH (Unidades pH)	≥6,5 e ≤9	---	---	---	---	---	---	---
Ferro (µg/L Fe)	200	---	---	---	---	---	---	---
Manganês (µg/L Mn)	50	---	---	---	---	---	---	---
Nitratos ² (mg/L NO ₃)	50	---	---	---	---	---	---	---
Nitritos (mg/L NO ₂)	0,5	---	---	---	---	---	---	---
Oxidabilidade (mg/L O ₂)	5	---	---	---	---	---	---	---
Cheiro a 25°C (Factor de diluição)	3	---	---	---	---	---	---	---
Sabor a 25°C (Factor de diluição)	3	---	---	---	---	---	---	---
Turvação (NTU)	4	---	---	---	---	---	---	---
Antimónio (µg/L Sb)	5	---	---	---	---	---	---	---
Arsénio (µg/L As)	10	---	---	---	---	---	---	---
Benzeno (µg/L)	1,0	---	---	---	---	---	---	---
Benzo(a)pireno (µg/L)	0,010	---	---	---	---	---	---	---
Boro (mg/L B)	1,0	---	---	---	---	---	---	---
Bromatos (µg/L BrO ₃)	10	---	---	---	---	---	---	---
Cádmio (µg/L Cd)	5,0	---	---	---	---	---	---	---
Cálcio (mg/L Ca)	---	---	---	---	---	---	---	---
Chumbo (µg/L Pb)	25	---	---	---	---	---	---	---
Cianetos (µg/L CN)	50	---	---	---	---	---	---	---
Cobre (mg/L Cu)	2,0	---	---	---	---	---	---	---
Crómio (µg/L Cr)	50	---	---	---	---	---	---	---
1,2 - dicloroetano (µg/L)	3,0	---	---	---	---	---	---	---
Dureza total (mg/L CaCO ₃)	---	---	---	---	---	---	---	---
Enterococos (N/100 ml)	0	---	---	---	---	---	---	---
Fluoretos (mg/L F)	1,5	---	---	---	---	---	---	---
Magnésio (mg/L Mg)	---	---	---	---	---	---	---	---
Mercurio (µg/L Hg)	1	---	---	---	---	---	---	---
Níquel (µg/L Ni)	20	---	---	---	---	---	---	---
Selénio (µg/L Se)	10	---	---	---	---	---	---	---
Cloretos (mg/L Cl)	250	---	---	---	---	---	---	---
Sódio (mg/L Na)	200	---	---	---	---	---	---	---
Sulfatos (mg/L SO ₄)	250	---	---	---	---	---	---	---
Tetracloroetano(µg/L)	---	---	---	---	---	---	---	---
Tricloroetano(µg/L)	---	---	---	---	---	---	---	---
Hidrocarbonetos Aromáticos Policíclicos (µg/L):	0,10	---	---	---	---	---	---	---
Benzo(b)fluoranteno (µg/L)	---	---	---	---	---	---	---	---
Benzo(k)fluoranteno (µg/L)	---	---	---	---	---	---	---	---
Benzo(ghi)perileno (µg/L)	---	---	---	---	---	---	---	---
Indeno(1,2,3-cd)pireno(µg/L)	---	---	---	---	---	---	---	---
Clorofórmio(µg/L)	---	---	---	---	---	---	---	---
Bromofórmio(µg/L)	---	---	---	---	---	---	---	---
Bromodichlorometano(µg/L)	---	---	---	---	---	---	---	---
Dibromochlorometano(µg/L)	---	---	---	---	---	---	---	---
Total:					100%	3	3	100%
Freguesia de Espírito Santo Alcaria dos Javazes								
Informação complementar relativa à averiguação das situações de incumprimento dos VP (causas e medidas correctivas):								
O Presidente da Câmara Municipal de Mértola						Data da publicação:		
Jorge Paulo Colaço Rosa-						05 fevereiro de 2013		

 Câmara Municipal de Mértola	CONTROLO DA QUALIDADE DA ÁGUA PARA CONSUMO HUMANO NAS ZONAS DE ABASTECIMENTO¹ DO CONCELHO DE MÉRTOLA	EDITAL n.º 19/2013
--	--	---------------------------

Em conformidade com o Decreto-Lei n.º 306/2007, de 27 de agosto, procedeu-se à verificação da qualidade da água da rede pública, através de análises periódicas na torneira do consumidor, segundo o Programa de Controlo da Qualidade da Água (PCQA) aprovado pela autoridade competente (ERSAR).	4º TRIMESTRE 2012 01 outubro a 31 dezembro
--	---

Parâmetro (unidades)	Valor Paramétrico (VP) fixado no DL 306/2007	Valores obtidos		N.º Análises superiores VP	% Cumprimento do VP	N.º Análises (PCQA)		% Análises Realizadas
		Mínimo	Máximo			Agendadas	Realizadas	
Escherichia coli (N/100 ml)	0	0	0	0	100%	2	2	100%
Bactérias coliformes (N/100 ml)	0	0	0	0	100%	2	2	100%
Desinfetante residual (mg/L)	0,4	0,4	0,4	---	---	2	2	100%
Alumínio (µg/L Al)	200	32	32	0	100%	1	1	100%
Amónio (mg/L NH ₄)	0,50	<0,02	<0,02	0	100%	1	1	100%
Número de colónias a 22 °C (N/ml)	Sem alteração anormal	0	0	---	---	1	1	100%
Número de colónias a 37 °C (N/ml)	Sem alteração anormal	8	8	---	---	1	1	100%
Condutividade (µS/cm a 20°C)	2500	750	750	0	100%	1	1	100%
Clostridium perfringens (N/100ml)	0	0	0	0	100%	1	1	100%
Cor (mg/L PtCo)	20	<2	<2	0	100%	1	1	100%
pH (Unidades pH)	≥6,5 e ≤9	7,7	7,7	0	100%	1	1	100%
Ferro (µg/L Fe)	200	68	68	0	100%	1	1	100%
Manganês (µg/L Mn)	50	<15	<15	0	100%	1	1	100%
Nitratos ² (mg/L NO ₃)	50	<10	<10	0	100%	1	1	100%
Nitritos (mg/L NO ₂)	0,5	<0,02	<0,02	0	100%	1	1	100%
Oxidabilidade (mg/L O ₂)	5	<1	<1	0	100%	1	1	100%
Cheiro a 25°C (Factor de diluição)	3	<1	<1	0	100%	1	1	100%
Sabor a 25°C (Factor de diluição)	3	<1	<1	0	100%	1	1	100%
Turvação (NTU)	4	<0,5	<0,5	0	100%	1	1	100%
Antimónio (µg/L Sb)	5	<3,5	<3,5	0	100%	1	1	100%
Arsénio (µg/L As)	10	<10	<10	0	100%	1	1	100%
Benzeno (µg/L)	1,0	<0,05	<0,05	0	100%	1	1	100%
Benzo(a)pireno (µg/L)	0,010	<0,005	<0,005	0	100%	1	1	100%
Boro (mg/L B)	1,0	<0,3	<0,3	0	100%	1	1	100%
Bromatos (µg/L BrO ₃)	10	<5	<5	0	100%	1	1	100%
Cádmio (µg/L Cd)	5,0	<1	<1	0	100%	1	1	100%
Cálcio (mg/L Ca)	---	52	52	---	---	1	1	100%
Chumbo (µg/L Pb)	25	<5	<5	0	100%	1	1	100%
Cianetos (µg/L CN)	50	<15	<15	0	100%	1	1	100%
Cobre (mg/L Cu)	2,0	0,02	0,02	0	100%	1	1	100%
Crómio (µg/L Cr)	50	<2	<2	0	100%	1	1	100%
1,2 - dicloroetano (µg/L)	3,0	<1	<1	0	100%	1	1	100%
Dureza total (mg/L CaCO ₃)	---	204	204	---	---	1	1	100%
Enterococos (N/100 ml)	0	0	0	0	100%	1	1	100%
Fluoretos (mg/L F)	1,5	0,4	0,4	0	100%	1	1	100%
Magnésio (mg/L Mg)	---	18	18	---	---	1	1	100%
Mercurio (µg/L Hg)	1	<1	<1	0	100%	1	1	100%
Níquel (µg/L Ni)	20	9	9	0	100%	1	1	100%
Selénio (µg/L Se)	10	<10	<10	0	100%	1	1	100%
Cloretos (mg/L Cl)	250	44	44	0	100%	1	1	100%
Sódio (mg/L Na)	200	100	100	0	100%	1	1	100%
Sulfatos (mg/L SO ₄)	250	33	33	0	100%	1	1	100%
Tetracloroetano(µg/L)	---	<1	<1	---	---	1	1	100%
Tricloroetano(µg/L)	---	<1	<1	---	---	1	1	100%
Hidrocarbonetos Aromáticos Policíclicos (µg/L):	0,10	<0,01	<0,01	0	100%	1	1	100%
Benzo(b)fluoranteno (µg/L)	---	<0,01	<0,01	---	---	1	1	100%
Benzo(k)fluoranteno (µg/L)	---	<0,01	<0,01	---	---	1	1	100%
Benzo(ghi)perileno (µg/L)	---	<0,01	<0,01	---	---	1	1	100%
Indeno(1,2,3-cd)pireno(µg/L)	---	<0,01	<0,01	---	---	1	1	100%
Clorofórmio(µg/L)	---	<3	<3	---	---	1	1	100%
Bromofórmio(µg/L)	---	<3	<3	---	---	1	1	100%
Bromodlorometano(µg/L)	---	<0,01	<0,01	---	---	1	1	100%
Dibromodlorometano(µg/L)	---	<3	<3	---	---	1	1	100%
Total:					100%	56	56	100%

Freguesia de São Miguel do Pinheiro

Alcaria Longa

Informação complementar relativa à averiguação das situações de incumprimento dos VP (causas e medidas correctivas):

O Presidente da Câmara Municipal de Mértola

Jorge Paulo Colaço Rosa-

Data da publicação:

05 fevereiro de 2013

	Câmara Municipal de Mértola	CONTROLO DA QUALIDADE DA ÁGUA PARA CONSUMO HUMANO NAS ZONAS DE ABASTECIMENTO¹ DO CONCELHO DE MÉRTOLA	EDITAL n.º 19/2013
--	------------------------------------	--	---------------------------

Em conformidade com o Decreto-Lei n.º 306/2007, de 27 de agosto, procedeu-se à verificação da qualidade da água da rede pública, através de análises periódicas na torneira do consumidor, segundo o Programa de Controlo da Qualidade da Água (PCQA) aprovado pela autoridade competente (ERSAR).	4º TRIMESTRE 2012 01 outubro a 31 dezembro
--	---


Parâmetro (unidades)	Valor Paramétrico (VP) fixado no DL 306/2007	Valores obtidos		N.º Análises superiores VP	% Cumprimento do VP	N.º Análises (PCQA)		% Análises Realizadas
		Mínimo	Máximo			Agendadas	Realizadas	
Escherichia coli (N/100 ml)	0	0	0	0	100%	2	2	100%
Bactérias coliformes (N/100 ml)	0	0	0	0	100%	2	2	100%
Desinfetante residual (mg/L)	0,4	0,4	0,5	---	---	2	2	100%
Alumínio (µg/L Al)	200	<30	<30	0	100%	1	1	100%
Amónio (mg/L NH ₄)	0,50	<0,02	<0,02	0	100%	1	1	100%
Número de colónias a 22 °C (N/ml)	Sem alteração anormal	0	0	---	---	1	1	100%
Número de colónias a 37 °C (N/ml)	Sem alteração anormal	1	1	---	---	1	1	100%
Condutividade (µS/cm a 20°C)	2500	1400	1400	0	100%	1	1	100%
Clostridium perfringens (N/100ml)	0	0	0	0	100%	1	1	100%
Cor (mg/L PtCo)	20	<2	<2	0	100%	1	1	100%
pH (Unidades pH)	≥6,5 e ≤9	7,6	7,6	0	100%	1	1	100%
Ferro (µg/L Fe)	200	250	250	1	0%	1	1	100%
Manganês (µg/L Mn)	50	33	33	0	100%	1	1	100%
Nitratos ² (mg/L NO ₃)	50	---	---	---	---	---	---	---
Nitritos (mg/L NO ₂)	0,5	<0,02	<0,02	0	100%	1	1	100%
Oxidabilidade (mg/L O ₂)	5	<1	<1	0	100%	1	1	100%
Cheiro a 25°C (Factor de diluição)	3	<1	<1	0	100%	1	1	100%
Sabor a 25°C (Factor de diluição)	3	4	4	1	0%	1	1	100%
Turvação (NTU)	4	1,1	1,1	0	100%	1	1	100%
Antimónio (µg/L Sb)	5	---	---	---	---	---	---	---
Arsénio (µg/L As)	10	---	---	---	---	---	---	---
Benzeno (µg/L)	1,0	---	---	---	---	---	---	---
Benzo(a)pireno (µg/L)	0,010	<0,005	<0,005	0	100%	1	1	100%
Boro (mg/L B)	1,0	---	---	---	---	---	---	---
Bromatos (µg/L BrO ₃)	10	---	---	---	---	---	---	---
Cádmio (µg/L Cd)	5,0	---	---	---	---	---	---	---
Cálcio (mg/L Ca)	---	59	59	---	---	1	1	100%
Chumbo (µg/L Pb)	25	<5	<5	0	100%	1	1	100%
Cianetos (µg/L CN)	50	---	---	---	---	---	---	---
Cobre (mg/L Cu)	2,0	0,08	0,08	0	100%	1	1	100%
Crómio (µg/L Cr)	50	---	---	---	---	---	---	---
1,2 - dicloroetano (µg/L)	3,0	---	---	---	---	---	---	---
Dureza total (mg/L CaCO ₃)	---	386	386	---	---	1	1	100%
Enterococos (N/100 ml)	0	0	0	0	100%	1	1	100%
Fluoretos (mg/L F)	1,5	---	---	---	---	---	---	---
Magnésio (mg/L Mg)	---	58	58	---	---	1	1	100%
Mercurio (µg/L Hg)	1	---	---	---	---	---	---	---
Níquel (µg/L Ni)	20	8	8	0	100%	1	1	100%
Selénio (µg/L Se)	10	---	---	---	---	---	---	---
Cloretos (mg/L Cl)	250	---	---	---	---	---	---	---
Sódio (mg/L Na)	200	---	---	---	---	---	---	---
Sulfatos (mg/L SO ₄)	250	---	---	---	---	---	---	---
Tetracloroetano(µg/L)	---	---	---	---	---	---	---	---
Tricloroetano(µg/L)	---	---	---	---	---	---	---	---
Hidrocarbonetos Aromáticos Policíclicos (µg/L):	0,10	<0,01	<0,01	0	100%	1	1	100%
Benzo(b)fluoranteno (µg/L)	---	<0,01	<0,01	---	---	1	1	100%
Benzo(k)fluoranteno (µg/L)	---	<0,01	<0,01	---	---	1	1	100%
Benzo(ghi)perileno (µg/L)	---	<0,01	<0,01	---	---	1	1	100%
Indeno(1,2,3-cd)pireno(µg/L)	---	<0,01	<0,01	---	---	1	1	100%
Clorofórmio(µg/L)	---	<3	<3	---	---	1	1	100%
Bromofórmio(µg/L)	---	<3	<3	---	---	1	1	100%
Bromodichlorometano(µg/L)	---	<0,01	<0,01	---	---	1	1	100%
Dibromoclorometano(µg/L)	---	<3	<3	---	---	1	1	100%
Total:					90%	38	38	100%

Freguesia de Alcaria Ruiva	Ruiva	Alcaria
----------------------------	-------	---------

Informação complementar relativa à averiguação das situações de incumprimento dos VP (causas e medidas correctivas):

O Presidente da Câmara Municipal de Mértola Jorge Paulo Colaço Rosa-	Data da publicação: 05 fevereiro de 2013
---	---

Câmara Municipal de Mértola		CONTROLO DA QUALIDADE DA ÁGUA PARA CONSUMO HUMANO NAS ZONAS DE ABASTECIMENTO ¹ DO CONCELHO DE MÉRTOLA				EDITAL n.º 19/2013		
Em conformidade com o Decreto-Lei n.º 306/2007, de 27 de agosto, procedeu-se à verificação da qualidade da água da rede pública, através de análises periódicas na torneira do consumidor, segundo o Programa de Controlo da Qualidade da Água (PCQA) aprovado pela autoridade competente (ERSAR).						4º TRIMESTRE 2012 01 outubro a 31 dezembro		
Parâmetro (unidades)	Valor Paramétrico (VP) fixado no DL 306/2007	Valores obtidos		N.º Análises superiores VP	% Cumprimento do VP	N.º Análises (PCQA)		% Análises Realizadas
		Mínimo	Máximo			Agendadas	Realizadas	
Escherichia coli (N/100 ml)	0	0	0	0	100%	1	1	100%
Bactérias coliformes (N/100 ml)	0	0	0	0	100%	1	1	100%
Desinfetante residual (mg/L)	0,4	0,4	0,4	---	---	1	1	100%
Alumínio (µg/L Al)	200	---	---	---	---	---	---	---
Amónio (mg/L NH ₄)	0,50	---	---	---	---	---	---	---
Número de colónias a 22 °C (N/ml)	Sem alteração anormal	---	---	---	---	---	---	---
Número de colónias a 37 °C (N/ml)	Sem alteração anormal	---	---	---	---	---	---	---
Condutividade (µS/cm a 20°C)	2500	---	---	---	---	---	---	---
Clostridium perfringens (N/100ml)	0	---	---	---	---	---	---	---
Cor (mg/L PtCo)	20	---	---	---	---	---	---	---
pH (Unidades pH)	≥6,5 e ≤9	---	---	---	---	---	---	---
Ferro (µg/L Fe)	200	---	---	---	---	---	---	---
Manganês (µg/L Mn)	50	---	---	---	---	---	---	---
Nitratos ² (mg/L NO ₃)	50	---	---	---	---	---	---	---
Nitritos (mg/L NO ₂)	0,5	---	---	---	---	---	---	---
Oxidabilidade (mg/L O ₂)	5	---	---	---	---	---	---	---
Cheiro a 25°C (Factor de diluição)	3	---	---	---	---	---	---	---
Sabor a 25°C (Factor de diluição)	3	---	---	---	---	---	---	---
Turvação (NTU)	4	---	---	---	---	---	---	---
Antimónio (µg/L Sb)	5	---	---	---	---	---	---	---
Arsénio (µg/L As)	10	---	---	---	---	---	---	---
Benzeno (µg/L)	1,0	---	---	---	---	---	---	---
Benzo(a)pireno (µg/L)	0,010	---	---	---	---	---	---	---
Boro (mg/L B)	1,0	---	---	---	---	---	---	---
Bromatos (µg/L BrO ₃)	10	---	---	---	---	---	---	---
Cádmio (µg/L Cd)	5,0	---	---	---	---	---	---	---
Cálcio (mg/L Ca)	---	---	---	---	---	---	---	---
Chumbo (µg/L Pb)	25	---	---	---	---	---	---	---
Cianetos (µg/L CN)	50	---	---	---	---	---	---	---
Cobre (mg/L Cu)	2,0	---	---	---	---	---	---	---
Crómio (µg/L Cr)	50	---	---	---	---	---	---	---
1,2 - dicloroetano (µg/L)	3,0	---	---	---	---	---	---	---
Dureza total (mg/L CaCO ₃)	---	---	---	---	---	---	---	---
Enterococos (N/100 ml)	0	---	---	---	---	---	---	---
Fluoretos (mg/L F)	1,5	---	---	---	---	---	---	---
Magnésio (mg/L Mg)	---	---	---	---	---	---	---	---
Mercurio (µg/L Hg)	1	---	---	---	---	---	---	---
Níquel (µg/L Ni)	20	---	---	---	---	---	---	---
Selénio (µg/L Se)	10	---	---	---	---	---	---	---
Cloretos (mg/L Cl)	250	---	---	---	---	---	---	---
Sódio (mg/L Na)	200	---	---	---	---	---	---	---
Sulfatos (mg/L SO ₄)	250	---	---	---	---	---	---	---
Tetracloroetano(µg/L)	---	---	---	---	---	---	---	---
Tricloroetano(µg/L)	---	---	---	---	---	---	---	---
Hidrocarbonetos Aromáticos Policíclicos (µg/L):	0,10	---	---	---	---	---	---	---
Benzo(b)fluoranteno (µg/L)	---	---	---	---	---	---	---	---
Benzo(k)fluoranteno (µg/L)	---	---	---	---	---	---	---	---
Benzo(h)perileno (µg/L)	---	---	---	---	---	---	---	---
Indeno(1,2,3-cd)pireno(µg/L)	---	---	---	---	---	---	---	---
Clorofórmio(µg/L)	---	---	---	---	---	---	---	---
Bromofórmio(µg/L)	---	---	---	---	---	---	---	---
Bromodichlorometano(µg/L)	---	---	---	---	---	---	---	---
Dibromodichlorometano(µg/L)	---	---	---	---	---	---	---	---
Total:					100%	3	3	100%
Freguesia de Alcaria Ruiva Algodor								
Informação complementar relativa à averiguação das situações de incumprimento dos VP (causas e medidas correctivas):								
O Presidente da Câmara Municipal de Mértola Jorge Paulo Colaço Rosa-						Data da publicação: 05 fevereiro de 2013		

 Câmara Municipal de Mértola	CONTROLO DA QUALIDADE DA ÁGUA PARA CONSUMO HUMANO NAS ZONAS DE ABASTECIMENTO¹ DO CONCELHO DE MÉRTOLA	EDITAL n.º 19/2013
--	--	---------------------------

Em conformidade com o Decreto-Lei n.º 306/2007, de 27 de agosto, procedeu-se à verificação da qualidade da água da rede pública, através de análises periódicas na torneira do consumidor, segundo o Programa de Controlo da Qualidade da Água (PCQA) aprovado pela autoridade competente (ERSAR).	4º TRIMESTRE 2012 01 outubro a 31 dezembro
--	---

Parâmetro (unidades)	Valor Paramétrico (VP) fixado no DL 306/2007	Valores obtidos		N.º Análises superiores VP	% Cumprimento do VP	N.º Análises (PCQA)		% Análises Realizadas
		Mínimo	Máximo			Agendadas	Realizadas	
Escherichia coli (N/100 ml)	0	0	0	0	100%	1	1	100%
Bactérias coliformes (N/100 ml)	0	0	0	0	100%	1	1	100%
Desinfetante residual (mg/L)	0,4	1,1	1,1	---	---	1	1	100%
Alumínio (µg/L Al)	200	---	---	---	---	---	---	---
Amónio (mg/L NH ₄)	0,50	---	---	---	---	---	---	---
Número de colónias a 22 °C (N/ml)	Sem alteração anormal	---	---	---	---	---	---	---
Número de colónias a 37 °C (N/ml)	Sem alteração anormal	---	---	---	---	---	---	---
Condutividade (µS/cm a 20°C)	2500	---	---	---	---	---	---	---
Clostridium perfringens (N/100ml)	0	---	---	---	---	---	---	---
Cor (mg/L PtCo)	20	---	---	---	---	---	---	---
pH (Unidades pH)	≥6,5 e ≤9	---	---	---	---	---	---	---
Ferro (µg/L Fe)	200	---	---	---	---	---	---	---
Manganês (µg/L Mn)	50	---	---	---	---	---	---	---
Nitratos ² (mg/L NO ₃)	50	---	---	---	---	---	---	---
Nitritos (mg/L NO ₂)	0,5	---	---	---	---	---	---	---
Oxidabilidade (mg/L O ₂)	5	---	---	---	---	---	---	---
Cheiro a 25°C (Factor de diluição)	3	---	---	---	---	---	---	---
Sabor a 25°C (Factor de diluição)	3	---	---	---	---	---	---	---
Turvação (NTU)	4	---	---	---	---	---	---	---
Antimónio (µg/L Sb)	5	---	---	---	---	---	---	---
Arsénio (µg/L As)	10	---	---	---	---	---	---	---
Benzeno (µg/L)	1,0	---	---	---	---	---	---	---
Benzo(a)pireno (µg/L)	0,010	---	---	---	---	---	---	---
Boro (mg/L B)	1,0	---	---	---	---	---	---	---
Bromatos (µg/L BrO ₃)	10	---	---	---	---	---	---	---
Cádmio (µg/L Cd)	5,0	---	---	---	---	---	---	---
Cálcio (mg/L Ca)	---	---	---	---	---	---	---	---
Chumbo (µg/L Pb)	25	---	---	---	---	---	---	---
Cianetos (µg/L CN)	50	---	---	---	---	---	---	---
Cobre (mg/L Cu)	2,0	---	---	---	---	---	---	---
Crómio (µg/L Cr)	50	---	---	---	---	---	---	---
1,2 - dicloroetano (µg/L)	3,0	---	---	---	---	---	---	---
Dureza total (mg/L CaCO ₃)	---	---	---	---	---	---	---	---
Enterococos (N/100 ml)	0	---	---	---	---	---	---	---
Fluoretos (mg/L F)	1,5	---	---	---	---	---	---	---
Magnésio (mg/L Mg)	---	---	---	---	---	---	---	---
Mercurio (µg/L Hg)	1	---	---	---	---	---	---	---
Níquel (µg/L Ni)	20	---	---	---	---	---	---	---
Selénio (µg/L Se)	10	---	---	---	---	---	---	---
Cloretos (mg/L Cl)	250	---	---	---	---	---	---	---
Sódio (mg/L Na)	200	---	---	---	---	---	---	---
Sulfatos (mg/L SO ₄)	250	---	---	---	---	---	---	---
Tetracloroetano(µg/L)	---	---	---	---	---	---	---	---
Tricloroetano(µg/L)	---	---	---	---	---	---	---	---
Hidrocarbonetos Aromáticos Policíclicos (µg/L):	0,10	---	---	---	---	---	---	---
Benzo(b)fluoranteno (µg/L)	---	---	---	---	---	---	---	---
Benzo(k)fluoranteno (µg/L)	---	---	---	---	---	---	---	---
Benzo(ghi)perileno (µg/L)	---	---	---	---	---	---	---	---
Indeno(1,2,3-cd)pireno(µg/L)	---	---	---	---	---	---	---	---
Clorofórmio(µg/L)	---	---	---	---	---	---	---	---
Bromofórmio(µg/L)	---	---	---	---	---	---	---	---
Bromodichlorometano(µg/L)	---	---	---	---	---	---	---	---
Dibromoclorometano(µg/L)	---	---	---	---	---	---	---	---
Total:					100%	3	3	100%

Freguesia de São João dos Caldeiros
Álvares

Informação complementar relativa à averiguação das situações de incumprimento dos VP (causas e medidas correctivas):

O Presidente da Câmara Municipal de Mértola Jorge Paulo Colaço Rosa-	Data da publicação: 05 fevereiro de 2013
---	---

 Câmara Municipal de Mértola	CONTROLO DA QUALIDADE DA ÁGUA PARA CONSUMO HUMANO NAS ZONAS DE ABASTECIMENTO¹ DO CONCELHO DE MÉRTOLA	EDITAL n.º 19/2013
--	--	---------------------------


Em conformidade com o Decreto-Lei n.º 306/2007, de 27 de agosto, procedeu-se à verificação da qualidade da água da rede pública, através de análises periódicas na torneira do consumidor, segundo o Programa de Controlo da Qualidade da Água (PCQA) aprovado pela autoridade competente (ERSAR).	4º TRIMESTRE 2012 01 outubro a 31 dezembro
--	---

Parâmetro (unidades)	Valor Paramétrico (VP) fixado no DL 306/2007	Valores obtidos		N.º Análises superiores VP	% Cumprimento do VP	N.º Análises (PCQA)		% Análises Realizadas
		Mínimo	Máximo			Agendadas	Realizadas	
Escherichia coli (N/100 ml)	0	0	0	0	100%	2	2	100%
Bactérias coliformes (N/100 ml)	0	0	0	0	100%	2	2	100%
Desinfetante residual (mg/L)	0,4	0,3	0,5	---	---	2	2	100%
Alumínio (µg/L Al)	200	<30	<30	0	100%	1	1	100%
Amónio (mg/L NH ₄)	0,50	<0,02	<0,02	0	100%	1	1	100%
Número de colónias a 22 °C (N/ml)	Sem alteração anormal	0	0	---	---	1	1	100%
Número de colónias a 37 °C (N/ml)	Sem alteração anormal	0	0	---	---	1	1	100%
Condutividade (µS/cm a 20°C)	2500	1300	1300	0	100%	1	1	100%
Clostridium perfringens (N/100ml)	0	0	0	0	100%	1	1	100%
Cor (mg/L PtCo)	20	<2	<2	0	100%	1	1	100%
pH (Unidades pH)	≥6,5 e ≤9	6,3	6,3	0	100%	1	1	100%
Ferro (µg/L Fe)	200	110	110	0	100%	1	1	100%
Manganês (µg/L Mn)	50	16	16	0	100%	1	1	100%
Nitratos ² (mg/L NO ₃)	50	<10	<10	0	100%	1	1	100%
Nitritos (mg/L NO ₂)	0,5	<0,02	<0,02	0	100%	1	1	100%
Oxidabilidade (mg/L O ₂)	5	<1	<1	0	100%	1	1	100%
Cheiro a 25°C (Factor de diluição)	3	<1	<1	0	100%	1	1	100%
Sabor a 25°C (Factor de diluição)	3	4	4	1	0%	1	1	100%
Turvação (NTU)	4	0,6	0,6	0	100%	1	1	100%
Antimónio (µg/L Sb)	5	<3,5	<3,5	0	100%	1	1	100%
Arsénio (µg/L As)	10	<10	<10	0	100%	1	1	100%
Benzeno (µg/L)	1,0	<0,5	<0,5	0	100%	1	1	100%
Benzo(a)pireno (µg/L)	0,010	<0,005	<0,005	0	100%	1	1	100%
Boro (mg/L B)	1,0	<0,3	<0,3	0	100%	1	1	100%
Bromatos (µg/L BrO ₃)	10	<5	<5	0	100%	1	1	100%
Cádmio (µg/L Cd)	5,0	<1	<1	0	100%	1	1	100%
Cálcio (mg/L Ca)	---	19	19	---	---	1	1	100%
Chumbo (µg/L Pb)	25	8	8	0	100%	1	1	100%
Cianetos (µg/L CN)	50	<15	<15	0	100%	1	1	100%
Cobre (mg/L Cu)	2,0	0,11	0,11	0	100%	1	1	100%
Crómio (µg/L Cr)	50	<2	<2	0	100%	1	1	100%
1,2 - dicloroetano (µg/L)	3,0	<1	<1	0	100%	1	1	100%
Dureza total (mg/L CaCO ₃)	---	167	167	---	---	1	1	100%
Enterococos (N/100 ml)	0	0	0	0	100%	1	1	100%
Fluoretos (mg/L F)	1,5	0,3	0,3	0	100%	1	1	100%
Magnésio (mg/L Mg)	---	29	29	---	---	1	1	100%
Mercurio (µg/L Hg)	1	<1	<1	0	100%	1	1	100%
Níquel (µg/L Ni)	20	7	7	0	100%	1	1	100%
Selénio (µg/L Se)	10	<10	<10	0	100%	1	1	100%
Cloretos (mg/L Cl)	250	360	360	1	0%	1	1	100%
Sódio (mg/L Na)	200	290	290	1	0%	1	1	100%
Sulfatos (mg/L SO ₄)	250	48	48	0	100%	1	1	100%
Tetracloroetano(µg/L)	---	<1	<1	---	---	1	1	100%
Tricloroetano(µg/L)	---	<1	<1	---	---	1	1	100%
Hidrocarbonetos Aromáticos Policíclicos (µg/L):	0,10	<0,01	<0,01	0	100%	1	1	100%
Benzo(b)fluoranteno (µg/L)	---	<0,01	<0,01	---	---	1	1	100%
Benzo(k)fluoranteno (µg/L)	---	<0,01	<0,01	---	---	1	1	100%
Benzo(ghi)perileno (µg/L)	---	<0,01	<0,01	---	---	1	1	100%
Indeno(1,2,3-cd)pireno(µg/L)	---	<0,01	<0,01	---	---	1	1	100%
Clorofórmio(µg/L)	---	<3	<3	---	---	1	1	100%
Bromofórmio(µg/L)	---	<3	<3	---	---	1	1	100%
Bromodichlorometano(µg/L)	---	<0,01	<0,01	---	---	1	1	100%
Dibromochlorometano(µg/L)	---	<3	<3	---	---	1	1	100%
Total:					92%	56	56	100%

Freguesia de Mértola
Amendoeira da Serra

Informação complementar relativa à averiguação das situações de incumprimento dos VP (causas e medidas correctivas):

O Presidente da Câmara Municipal de Mértola Jorge Paulo Colaço Rosa-	Data da publicação: 05 fevereiro de 2013
--	--

 Câmara Municipal de Mértola	CONTROLO DA QUALIDADE DA ÁGUA PARA CONSUMO HUMANO NAS ZONAS DE ABASTECIMENTO¹ DO CONCELHO DE MÉRTOLA	EDITAL n.º 19/2013
--	--	---------------------------


Em conformidade com o Decreto-Lei n.º 306/2007, de 27 de agosto, procedeu-se à verificação da qualidade da água da rede pública, através de análises periódicas na torneira do consumidor, segundo o Programa de Controlo da Qualidade da Água (PCQA) aprovado pela autoridade competente (ERSAR).	4º TRIMESTRE 2012 01 outubro a 31 dezembro
--	---

Parâmetro (unidades)	Valor Paramétrico (VP) fixado no DL 306/2007	Valores obtidos		N.º Análises superiores VP	% Cumprimento do VP	N.º Análises (PCQA)		% Análises Realizadas
		Mínimo	Máximo			Agendadas	Realizadas	
Escherichia coli (N/100 ml)	0	0	0	0	100%	2	2	100%
Bactérias coliformes (N/100 ml)	0	0	0	0	100%	2	2	100%
Desinfetante residual (mg/L)	0,4	0,5	0,5	---	---	2	2	100%
Alumínio (µg/L Al)	200	<30	<30	0	100%	1	1	100%
Amónio (mg/L NH ₄)	0,50	<0,02	<0,02	0	100%	1	1	100%
Número de colónias a 22 °C (N/ml)	Sem alteração anormal	0	0	---	---	1	1	100%
Número de colónias a 37 °C (N/ml)	Sem alteração anormal	1	1	---	---	1	1	100%
Condutividade (µS/cm a 20°C)	2500	1200	1200	0	100%	1	1	100%
Clostridium perfringens (N/100ml)	0	0	0	0	100%	1	1	100%
Cor (mg/L PtCo)	20	<2	<2	0	100%	1	1	100%
pH (Unidades pH)	≥6,5 e ≤9	7,6	7,6	0	100%	1	1	100%
Ferro (µg/L Fe)	200	<50	<50	0	100%	1	1	100%
Manganês (µg/L Mn)	50	<15	<15	0	100%	1	1	100%
Nitratos ² (mg/L NO ₃)	50	<10	<10	0	100%	1	1	100%
Nitritos (mg/L NO ₂)	0,5	<0,02	<0,02	0	100%	1	1	100%
Oxidabilidade (mg/L O ₂)	5	<1	<1	0	100%	1	1	100%
Cheiro a 25°C (Factor de diluição)	3	<1	<1	0	100%	1	1	100%
Sabor a 25°C (Factor de diluição)	3	4	4	1	0%	1	1	100%
Turvação (NTU)	4	<0,5	<0,5	0	100%	1	1	100%
Antimónio (µg/L Sb)	5	4	4	0	100%	1	1	100%
Arsénio (µg/L As)	10	38	38	1	0%	1	1	100%
Benzeno (µg/L)	1,0	<0,5	<0,5	0	100%	1	1	100%
Benzo(a)pireno (µg/L)	0,010	<0,005	<0,005	0	100%	1	1	100%
Boro (mg/L B)	1,0	<0,3	<0,3	0	100%	1	1	100%
Bromatos (µg/L BrO ₃)	10	<5	<5	0	100%	1	1	100%
Cádmio (µg/L Cd)	5,0	<1	<1	0	100%	1	1	100%
Cálcio (mg/L Ca)	---	72	72	---	---	1	1	100%
Chumbo (µg/L Pb)	25	<5	<5	0	100%	1	1	100%
Cianetos (µg/L CN)	50	<15	<15	0	100%	1	1	100%
Cobre (mg/L Cu)	2,0	0,01	0,01	0	100%	1	1	100%
Crómio (µg/L Cr)	50	<2	<2	0	100%	1	1	100%
1,2 - dicloroetano (µg/L)	3,0	<1	<1	0	100%	1	1	100%
Dureza total (mg/L CaCO ₃)	---	299	299	---	---	1	1	100%
Enterococos (N/100 ml)	0	0	0	0	100%	1	1	100%
Fluoretos (mg/L F)	1,5	0,4	0,4	0	100%	1	1	100%
Magnésio (mg/L Mg)	---	29	29	---	---	1	1	100%
Mercurio (µg/L Hg)	1	<1	<1	0	100%	1	1	100%
Níquel (µg/L Ni)	20	7	7	0	100%	1	1	100%
Selénio (µg/L Se)	10	<10	<10	0	100%	1	1	100%
Cloretos (mg/L Cl)	250	220	220	0	100%	1	1	100%
Sódio (mg/L Na)	200	270	270	1	0%	1	1	100%
Sulfatos (mg/L SO ₄)	250	130	130	0	100%	1	1	100%
Tetracloreto (µg/L)	---	<1	<1	---	---	1	1	100%
Tricloroetano (µg/L)	---	<1	<1	---	---	1	1	100%
Hidrocarbonetos Aromáticos Policíclicos (µg/L):	0,10	<0,01	<0,01	0	100%	1	1	100%
Benzo(b)fluoranteno (µg/L)	---	<0,01	<0,01	---	---	1	1	100%
Benzo(k)fluoranteno (µg/L)	---	<0,01	<0,01	---	---	1	1	100%
Benzo(ghi)perileno (µg/L)	---	<0,01	<0,01	---	---	1	1	100%
Indeno(1,2,3-cd)pireno (µg/L)	---	<0,01	<0,01	---	---	1	1	100%
Clorofórmio (µg/L)	---	<3	<3	---	---	1	1	100%
Bromofórmio (µg/L)	---	<3	<3	---	---	1	1	100%
Bromodichlorometano (µg/L)	---	<0,01	<0,01	---	---	1	1	100%
Dibromochlorometano (µg/L)	---	<3	<3	---	---	1	1	100%
Total:					92%	56	56	100%

Freguesia de Alcaria Ruiva
Amendoira do Campo

Informação complementar relativa à averiguação das situações de incumprimento dos VP (causas e medidas correctivas):

O Presidente da Câmara Municipal de Mértola Jorge Paulo Colaço Rosa-	Data da publicação: 05 fevereiro de 2013
---	---

 Câmara Municipal de Mértola	CONTROLO DA QUALIDADE DA ÁGUA PARA CONSUMO HUMANO NAS ZONAS DE ABASTECIMENTO¹ DO CONCELHO DE MÉRTOLA	EDITAL n.º 19/2013
--	--	---------------------------


Em conformidade com o Decreto-Lei n.º 306/2007, de 27 de agosto, procedeu-se à verificação da qualidade da água da rede pública, através de análises periódicas na torneira do consumidor, segundo o Programa de Controlo da Qualidade da Água (PCQA) aprovado pela autoridade competente (ERSAR).	4º TRIMESTRE 2012 01 outubro a 31 dezembro
--	---

Parâmetro (unidades)	Valor Paramétrico (VP) fixado no DL 306/2007	Valores obtidos		N.º Análises superiores VP	% Cumprimento do VP	N.º Análises (PCQA)		% Análises Realizadas
		Mínimo	Máximo			Agendadas	Realizadas	
Escherichia coli (N/100 ml)	0	0	0	0	100%	1	1	100%
Bactérias coliformes (N/100 ml)	0	0	0	0	100%	1	1	100%
Desinfetante residual (mg/L)	0,4	0,6	0,6	---	---	1	1	100%
Alumínio (µg/L Al)	200	---	---	---	---	---	---	---
Amónio (mg/L NH ₄)	0,50	---	---	---	---	---	---	---
Número de colónias a 22 °C (N/ml)	Sem alteração anormal	---	---	---	---	---	---	---
Número de colónias a 37 °C (N/ml)	Sem alteração anormal	---	---	---	---	---	---	---
Condutividade (µS/cm a 20°C)	2500	---	---	---	---	---	---	---
Clostridium perfringens (N/100ml)	0	---	---	---	---	---	---	---
Cor (mg/L PtCo)	20	---	---	---	---	---	---	---
pH (Unidades pH)	≥6,5 e ≤9	---	---	---	---	---	---	---
Ferro (µg/L Fe)	200	---	---	---	---	---	---	---
Manganês (µg/L Mn)	50	---	---	---	---	---	---	---
Nitratos ² (mg/L NO ₃)	50	---	---	---	---	---	---	---
Nitritos (mg/L NO ₂)	0,5	---	---	---	---	---	---	---
Oxidabilidade (mg/L O ₂)	5	---	---	---	---	---	---	---
Cheiro a 25°C (Factor de diluição)	3	---	---	---	---	---	---	---
Sabor a 25°C (Factor de diluição)	3	---	---	---	---	---	---	---
Turvação (NTU)	4	---	---	---	---	---	---	---
Antimónio (µg/L Sb)	5	---	---	---	---	---	---	---
Arsénio (µg/L As)	10	---	---	---	---	---	---	---
Benzeno (µg/L)	1,0	---	---	---	---	---	---	---
Benzo(a)pireno (µg/L)	0,010	---	---	---	---	---	---	---
Boro (mg/L B)	1,0	---	---	---	---	---	---	---
Bromatos (µg/L BrO ₃)	10	---	---	---	---	---	---	---
Cádmio (µg/L Cd)	5,0	---	---	---	---	---	---	---
Cálcio (mg/L Ca)	---	---	---	---	---	---	---	---
Chumbo (µg/L Pb)	25	---	---	---	---	---	---	---
Cianetos (µg/L CN)	50	---	---	---	---	---	---	---
Cobre (mg/L Cu)	2,0	---	---	---	---	---	---	---
Crómio (µg/L Cr)	50	---	---	---	---	---	---	---
1,2 - dicloroetano (µg/L)	3,0	---	---	---	---	---	---	---
Dureza total (mg/L CaCO ₃)	---	---	---	---	---	---	---	---
Enterococos (N/100 ml)	0	---	---	---	---	---	---	---
Fluoretos (mg/L F)	1,5	---	---	---	---	---	---	---
Magnésio (mg/L Mg)	---	---	---	---	---	---	---	---
Mercurio (µg/L Hg)	1	---	---	---	---	---	---	---
Níquel (µg/L Ni)	20	---	---	---	---	---	---	---
Selénio (µg/L Se)	10	---	---	---	---	---	---	---
Cloretos (mg/L Cl)	250	---	---	---	---	---	---	---
Sódio (mg/L Na)	200	---	---	---	---	---	---	---
Sulfatos (mg/L SO ₄)	250	---	---	---	---	---	---	---
Tetracloroetano(µg/L)	---	---	---	---	---	---	---	---
Tricloroetano(µg/L)	---	---	---	---	---	---	---	---
Hidrocarbonetos Aromáticos Policíclicos (µg/L):	0,10	---	---	---	---	---	---	---
Benzo(b)fluoranteno (µg/L)	---	---	---	---	---	---	---	---
Benzo(k)fluoranteno (µg/L)	---	---	---	---	---	---	---	---
Benzo(ghi)perileno (µg/L)	---	---	---	---	---	---	---	---
Indeno(1,2,3-cd)pireno(µg/L)	---	---	---	---	---	---	---	---
Clorofórmio(µg/L)	---	---	---	---	---	---	---	---
Bromofórmio(µg/L)	---	---	---	---	---	---	---	---
Bromodichlorometano(µg/L)	---	---	---	---	---	---	---	---
Dibromochlorometano(µg/L)	---	---	---	---	---	---	---	---
Total:					100%	3	3	100%

Freguesia de Alcaria Ruiva
Azinhal

Informação complementar relativa à averiguação das situações de incumprimento dos VP (causas e medidas correctivas):

O Presidente da Câmara Municipal de Mértola Jorge Paulo Colaço Rosa-	Data da publicação: 05 fevereiro de 2013
---	---

 Câmara Municipal de Mértola	CONTROLO DA QUALIDADE DA ÁGUA PARA CONSUMO HUMANO NAS ZONAS DE ABASTECIMENTO¹ DO CONCELHO DE MÉRTOLA	EDITAL n.º 19/2013
--	--	---------------------------

Em conformidade com o Decreto-Lei n.º 306/2007, de 27 de agosto, procedeu-se à verificação da qualidade da água da rede pública, através de análises periódicas na torneira do consumidor, segundo o Programa de Controlo da Qualidade da Água (PCQA) aprovado pela autoridade competente (ERSAR).	4º TRIMESTRE 2012 01 outubro a 31 dezembro
--	---

Parâmetro (unidades)	Valor Paramétrico (VP) fixado no DL 306/2007	Valores obtidos		N.º Análises superiores VP	% Cumprimento do VP	N.º Análises (PCQA)		% Análises Realizadas
		Mínimo	Máximo			Agendadas	Realizadas	
Escherichia coli (N/100 ml)	0	0	0	0	100%	2	2	100%
Bactérias coliformes (N/100 ml)	0	0	0	0	100%	2	2	100%
Desinfetante residual (mg/L)	0,4	0,4	0,4	---	---	2	2	100%
Alumínio (µg/L Al)	200	31	31	0	100%	1	1	100%
Amónio (mg/L NH ₄)	0,50	0,07	0,07	0	100%	1	1	100%
Número de colónias a 22 °C (N/ml)	Sem alteração anormal	0	0	---	---	1	1	100%
Número de colónias a 37 °C (N/ml)	Sem alteração anormal	0	0	---	---	1	1	100%
Condutividade (µS/cm a 20°C)	2500	1500	1500	0	100%	1	1	100%
Clostridium perfringens (N/100ml)	0	0	0	0	100%	1	1	100%
Cor (mg/L PtCo)	20	<2	<2	0	100%	1	1	100%
pH (Unidades pH)	≥6,5 e ≤9	7,6	7,6	0	100%	1	1	100%
Ferro (µg/L Fe)	200	92	92	0	100%	1	1	100%
Manganês (µg/L Mn)	50	19	19	0	100%	1	1	100%
Nitratos ² (mg/L NO ₃)	50	25	25	0	100%	1	1	100%
Nitritos (mg/L NO ₂)	0,5	<0,02	<0,02	0	100%	1	1	100%
Oxidabilidade (mg/L O ₂)	5	<1	<1	0	100%	1	1	100%
Cheiro a 25°C (Factor de diluição)	3	<1	<1	0	100%	1	1	100%
Sabor a 25°C (Factor de diluição)	3	4	4	1	0%	1	1	100%
Turvação (NTU)	4	0,6	0,6	0	100%	1	1	100%
Antimónio (µg/L Sb)	5	<3,5	<3,5	0	100%	1	1	100%
Arsénio (µg/L As)	10	<10	<10	0	100%	1	1	100%
Benzeno (µg/L)	1,0	<0,5	<0,5	0	100%	1	1	100%
Benzo(a)pireno (µg/L)	0,010	<0,005	<0,005	0	100%	1	1	100%
Boro (mg/L B)	1,0	<0,3	<0,3	0	100%	1	1	100%
Bromatos (µg/L BrO ₃)	10	<5	<5	0	100%	1	1	100%
Cádmio (µg/L Cd)	5,0	<1	<1	0	100%	1	1	100%
Cálcio (mg/L Ca)	---	43	43	---	---	1	1	100%
Chumbo (µg/L Pb)	25	<5	<5	0	100%	1	1	100%
Cianetos (µg/L CN)	50	<15	<15	0	100%	1	1	100%
Cobre (mg/L Cu)	2,0	0,03	0,03	0	100%	1	1	100%
Crómio (µg/L Cr)	50	<2	<2	0	100%	1	1	100%
1,2 - dicloroetano (µg/L)	3,0	<1	<1	0	100%	1	1	100%
Dureza total (mg/L CaCO ₃)	---	268	268	---	---	1	1	100%
Enterococos (N/100 ml)	0	0	0	0	100%	1	1	100%
Fluoretos (mg/L F)	1,5	0,7	0,7	0	100%	1	1	100%
Magnésio (mg/L Mg)	---	39	39	---	---	1	1	100%
Mercurio (µg/L Hg)	1	<1	<1	0	100%	1	1	100%
Níquel (µg/L Ni)	20	20	20	1	0%	1	1	100%
Selénio (µg/L Se)	10	<10	<10	0	100%	1	1	100%
Cloretos (mg/L Cl)	250	320	320	1	0%	1	1	100%
Sódio (mg/L Na)	200	180	180	0	100%	1	1	100%
Sulfatos (mg/L SO ₄)	250	120	120	0	100%	1	1	100%
Tetracloroetano(µg/L)	---	<1	<1	---	---	1	1	100%
Tricloroetano(µg/L)	---	<1	<1	---	---	1	1	100%
Hidrocarbonetos Aromáticos Policíclicos (µg/L):	0,10	<0,01	<0,01	0	100%	1	1	100%
Benzo(b)fluoranteno (µg/L)	---	<0,01	<0,01	---	---	1	1	100%
Benzo(k)fluoranteno (µg/L)	---	<0,01	<0,01	---	---	1	1	100%
Benzo(ghi)perileno (µg/L)	---	<0,01	<0,01	---	---	1	1	100%
Indeno(1,2,3-cd)pireno(µg/L)	---	<0,01	<0,01	---	---	1	1	100%
Clorofórmio(µg/L)	---	<3	<3	---	---	1	1	100%
Bromofórmio(µg/L)	---	<3	<3	---	---	1	1	100%
Bromodlorometano(µg/L)	---	<0,01	<0,01	---	---	1	1	100%
Dibromoclorometano(µg/L)	---	<3	<3	---	---	1	1	100%
Total:					92%	56	56	100%

Freguesia de Alcaria Ruiva
Benviuda

Informação complementar relativa à averiguação das situações de incumprimento dos VP (causas e medidas correctivas):

O Presidente da Câmara Municipal de Mértola

Jorge Paulo Colaço Rosa-


Data da publicação:
05 fevereiro de 2013

Câmara Municipal de Mértola		CONTROLO DA QUALIDADE DA ÁGUA PARA CONSUMO HUMANO NAS ZONAS DE ABASTECIMENTO ¹ DO CONCELHO DE MÉRTOLA				EDITAL n.º 19/2013		
Em conformidade com o Decreto-Lei n.º 306/2007, de 27 de agosto, procedeu-se à verificação da qualidade da água da rede pública, através de análises periódicas na torneira do consumidor, segundo o Programa de Controlo da Qualidade da Água (PCQA) aprovado pela autoridade competente (ERSAR).						4º TRIMESTRE 2012 01 outubro a 31 dezembro		
Parâmetro (unidades)	Valor Paramétrico (VP) fixado no DL 306/2007	Valores obtidos		N.º Análises superiores VP	% Cumprimento do VP	N.º Análises (PCQA)		% Análises Realizadas
		Mínimo	Máximo			Agendadas	Realizadas	
Escherichia coli (N/100 ml)	0	0	0	0	100%	1	1	100%
Bactérias coliformes (N/100 ml)	0	0	0	0	100%	1	1	100%
Desinfetante residual (mg/L)	0,4	0,4	0,4	---	---	1	1	100%
Alumínio (µg/L Al)	200	---	---	---	---	---	---	---
Amónio (mg/L NH ₄)	0,50	---	---	---	---	---	---	---
Número de colónias a 22 °C (N/ml)	Sem alteração anormal	---	---	---	---	---	---	---
Número de colónias a 37 °C (N/ml)	Sem alteração anormal	---	---	---	---	---	---	---
Condutividade (µS/cm a 20°C)	2500	---	---	---	---	---	---	---
Clostridium perfringens (N/100ml)	0	---	---	---	---	---	---	---
Cor (mg/L PtCo)	20	---	---	---	---	---	---	---
pH (Unidades pH)	≥6,5 e ≤9	---	---	---	---	---	---	---
Ferro (µg/L Fe)	200	---	---	---	---	---	---	---
Manganês (µg/L Mn)	50	---	---	---	---	---	---	---
Nitratos ² (mg/L NO ₃)	50	---	---	---	---	---	---	---
Nitritos (mg/L NO ₂)	0,5	---	---	---	---	---	---	---
Oxidabilidade (mg/L O ₂)	5	---	---	---	---	---	---	---
Cheiro a 25°C (Factor de diluição)	3	---	---	---	---	---	---	---
Sabor a 25°C (Factor de diluição)	3	---	---	---	---	---	---	---
Turvação (NTU)	4	---	---	---	---	---	---	---
Antimónio (µg/L Sb)	5	---	---	---	---	---	---	---
Arsénio (µg/L As)	10	---	---	---	---	---	---	---
Benzeno (µg/L)	1,0	---	---	---	---	---	---	---
Benzo(a)pireno (µg/L)	0,010	---	---	---	---	---	---	---
Boro (mg/L B)	1,0	---	---	---	---	---	---	---
Bromatos (µg/L BrO ₃)	10	---	---	---	---	---	---	---
Cádmio (µg/L Cd)	5,0	---	---	---	---	---	---	---
Cálcio (mg/L Ca)	---	---	---	---	---	---	---	---
Chumbo (µg/L Pb)	25	---	---	---	---	---	---	---
Cianetos (µg/L CN)	50	---	---	---	---	---	---	---
Cobre (mg/L Cu)	2,0	---	---	---	---	---	---	---
Crómio (µg/L Cr)	50	---	---	---	---	---	---	---
1,2 - dicloroetano (µg/L)	3,0	---	---	---	---	---	---	---
Dureza total (mg/L CaCO ₃)	---	---	---	---	---	---	---	---
Enterococos (N/100 ml)	0	---	---	---	---	---	---	---
Fluoretos (mg/L F)	1,5	---	---	---	---	---	---	---
Magnésio (mg/L Mg)	---	---	---	---	---	---	---	---
Mercurio (µg/L Hg)	1	---	---	---	---	---	---	---
Níquel (µg/L Ni)	20	---	---	---	---	---	---	---
Selénio (µg/L Se)	10	---	---	---	---	---	---	---
Cloretos (mg/L Cl)	250	---	---	---	---	---	---	---
Sódio (mg/L Na)	200	---	---	---	---	---	---	---
Sulfatos (mg/L SO ₄)	250	---	---	---	---	---	---	---
Tetracloroetano(µg/L)	---	---	---	---	---	---	---	---
Tricloroetano(µg/L)	---	---	---	---	---	---	---	---
Hidrocarbonetos Aromáticos Policíclicos (µg/L):	0,10	---	---	---	---	---	---	---
Benzo(b)fluoranteno (µg/L)	---	---	---	---	---	---	---	---
Benzo(k)fluoranteno (µg/L)	---	---	---	---	---	---	---	---
Benzo(ghi)perileno (µg/L)	---	---	---	---	---	---	---	---
Indeno(1,2,3-cd)pireno(µg/L)	---	---	---	---	---	---	---	---
Clorofórmio(µg/L)	---	---	---	---	---	---	---	---
Bromofórmio(µg/L)	---	---	---	---	---	---	---	---
Bromodichlorometano(µg/L)	---	---	---	---	---	---	---	---
Dibromochlorometano(µg/L)	---	---	---	---	---	---	---	---
Total:					100%	3	3	100%
Freguesia de Espírito santo Bicada								
Informação complementar relativa à averiguação das situações de incumprimento dos VP (causas e medidas correctivas):								
O Presidente da Câmara Municipal de Mértola						Data da publicação:		
Jorge Paulo Colaço Rosa-						05 fevereiro de 2013		

Câmara Municipal de Mértola		CONTROLO DA QUALIDADE DA ÁGUA PARA CONSUMO HUMANO NAS ZONAS DE ABASTECIMENTO ¹ DO CONCELHO DE MÉRTOLA				EDITAL n.º 19/2013		
Em conformidade com o Decreto-Lei n.º 306/2007, de 27 de agosto, procedeu-se à verificação da qualidade da água da rede pública, através de análises periódicas na torneira do consumidor, segundo o Programa de Controlo da Qualidade da Água (PCQA) aprovado pela autoridade competente (ERSAR).						4º TRIMESTRE 2012 01 outubro a 31 dezembro		
Parâmetro (unidades)	Valor Paramétrico (VP) fixado no DL 306/2007	Valores obtidos		N.º Análises superiores VP	% Cumprimento do VP	N.º Análises (PCQA)		% Análises Realizadas
		Mínimo	Máximo			Agendadas	Realizadas	
Escherichia coli (N/100 ml)	0	0	0	0	100%	1	1	100%
Bactérias coliformes (N/100 ml)	0	0	0	0	100%	1	1	100%
Desinfetante residual (mg/L)	0,4	>1,5	>1,5	---	---	1	1	100%
Alumínio (µg/L Al)	200	---	---	---	---	---	---	---
Amónio (mg/L NH ₄)	0,50	---	---	---	---	---	---	---
Número de colónias a 22 °C (N/ml)	Sem alteração anormal	---	---	---	---	---	---	---
Número de colónias a 37 °C (N/ml)	Sem alteração anormal	---	---	---	---	---	---	---
Condutividade (µS/cm a 20°C)	2500	---	---	---	---	---	---	---
Clostridium perfringens (N/100ml)	0	---	---	---	---	---	---	---
Cor (mg/L PCo)	20	---	---	---	---	---	---	---
pH (Unidades pH)	≥6,5 e ≤9	---	---	---	---	---	---	---
Ferro (µg/L Fe)	200	---	---	---	---	---	---	---
Manganês (µg/L Mn)	50	---	---	---	---	---	---	---
Nitratos ² (mg/L NO ₃)	50	---	---	---	---	---	---	---
Nitritos (mg/L NO ₂)	0,5	---	---	---	---	---	---	---
Oxidabilidade (mg/L O ₂)	5	---	---	---	---	---	---	---
Cheiro a 25°C (Factor de diluição)	3	---	---	---	---	---	---	---
Sabor a 25°C (Factor de diluição)	3	---	---	---	---	---	---	---
Turvação (NTU)	4	---	---	---	---	---	---	---
Antimónio (µg/L Sb)	5	---	---	---	---	---	---	---
Arsénio (µg/L As)	10	---	---	---	---	---	---	---
Benzeno (µg/L)	1,0	---	---	---	---	---	---	---
Benzo(a)pireno (µg/L)	0,010	---	---	---	---	---	---	---
Boro (mg/L B)	1,0	---	---	---	---	---	---	---
Bromatos (µg/L BrO ₃)	10	---	---	---	---	---	---	---
Cádmio (µg/L Cd)	5,0	---	---	---	---	---	---	---
Cálcio (mg/L Ca)	---	---	---	---	---	---	---	---
Chumbo (µg/L Pb)	25	---	---	---	---	---	---	---
Cianetos (µg/L CN)	50	---	---	---	---	---	---	---
Cobre (mg/L Cu)	2,0	---	---	---	---	---	---	---
Crómio (µg/L Cr)	50	---	---	---	---	---	---	---
1,2 - dicloroetano (µg/L)	3,0	---	---	---	---	---	---	---
Dureza total (mg/L CaCO ₃)	---	---	---	---	---	---	---	---
Enterococos (N/100 ml)	0	---	---	---	---	---	---	---
Fluoretos (mg/L F)	1,5	---	---	---	---	---	---	---
Magnésio (mg/L Mg)	---	---	---	---	---	---	---	---
Mercurio (µg/L Hg)	1	---	---	---	---	---	---	---
Níquel (µg/L Ni)	20	---	---	---	---	---	---	---
Selénio (µg/L Se)	10	---	---	---	---	---	---	---
Cloretos (mg/L Cl)	250	---	---	---	---	---	---	---
Sódio (mg/L Na)	200	---	---	---	---	---	---	---
Sulfatos (mg/L SO ₄)	250	---	---	---	---	---	---	---
Tetracloroetano(µg/L)	---	---	---	---	---	---	---	---
Tricloroetano(µg/L)	---	---	---	---	---	---	---	---
Hidrocarbonetos Aromáticos Policíclicos (µg/L):	0,10	---	---	---	---	---	---	---
Benzo(b)fluoranteno (µg/L)	---	---	---	---	---	---	---	---
Benzo(k)fluoranteno (µg/L)	---	---	---	---	---	---	---	---
Benzo(ghi)perileno (µg/L)	---	---	---	---	---	---	---	---
Indeno(1,2,3-cd)pireno(µg/L)	---	---	---	---	---	---	---	---
Clorofórmio(µg/L)	---	---	---	---	---	---	---	---
Bromofórmio(µg/L)	---	---	---	---	---	---	---	---
Bromodichlorometano(µg/L)	---	---	---	---	---	---	---	---
Dibromochlorometano(µg/L)	---	---	---	---	---	---	---	---
Total:					100%	3	3	100%
Freguesia de Espírito santo Besteiros								
Informação complementar relativa à averiguação das situações de incumprimento dos VP (causas e medidas correctivas):								
O Presidente da Câmara Municipal de Mértola						Data da publicação:		
Jorge Paulo Colaço Rosa-						05 fevereiro de 2013		

Câmara Municipal de Mértola		CONTROLO DA QUALIDADE DA ÁGUA PARA CONSUMO HUMANO NAS ZONAS DE ABASTECIMENTO ¹ DO CONCELHO DE MÉRTOLA				EDITAL n.º 19/2013		
Em conformidade com o Decreto-Lei n.º 306/2007, de 27 de agosto, procedeu-se à verificação da qualidade da água da rede pública, através de análises periódicas na torneira do consumidor, segundo o Programa de Controlo da Qualidade da Água (PCQA) aprovado pela autoridade competente (ERSAR).						4º TRIMESTRE 2012 01 outubro a 31 dezembro		
Parâmetro (unidades)	Valor Paramétrico (VP) fixado no DL 306/2007	Valores obtidos		N.º Análises superiores VP	% Cumprimento do VP	N.º Análises (PCQA)		% Análises Realizadas
		Mínimo	Máximo			Agendadas	Realizadas	
Escherichia coli (N/100 ml)	0	0	0	0	100%	1	1	100%
Bactérias coliformes (N/100 ml)	0	0	0	0	100%	1	1	100%
Desinfetante residual (mg/L)	0,4	0,2	0,2	---	---	1	1	100%
Alumínio (µg/L Al)	200	---	---	---	---	---	---	---
Amónio (mg/L NH ₄)	0,50	---	---	---	---	---	---	---
Número de colónias a 22 °C (N/ml)	Sem alteração anormal	---	---	---	---	---	---	---
Número de colónias a 37 °C (N/ml)	Sem alteração anormal	---	---	---	---	---	---	---
Condutividade (µS/cm a 20°C)	2500	---	---	---	---	---	---	---
Clostridium perfringens (N/100ml)	0	---	---	---	---	---	---	---
Cor (mg/L PtCo)	20	---	---	---	---	---	---	---
pH (Unidades pH)	≥6,5 e ≤9	---	---	---	---	---	---	---
Ferro (µg/L Fe)	200	---	---	---	---	---	---	---
Manganês (µg/L Mn)	50	---	---	---	---	---	---	---
Nitratos ² (mg/L NO ₃)	50	---	---	---	---	---	---	---
Nitritos (mg/L NO ₂)	0,5	---	---	---	---	---	---	---
Oxidabilidade (mg/L O ₂)	5	---	---	---	---	---	---	---
Cheiro a 25°C (Factor de diluição)	3	---	---	---	---	---	---	---
Sabor a 25°C (Factor de diluição)	3	---	---	---	---	---	---	---
Turvação (NTU)	4	---	---	---	---	---	---	---
Antimónio (µg/L Sb)	5	---	---	---	---	---	---	---
Arsénio (µg/L As)	10	---	---	---	---	---	---	---
Benzeno (µg/L)	1,0	---	---	---	---	---	---	---
Benzo(a)pireno (µg/L)	0,010	---	---	---	---	---	---	---
Boro (mg/L B)	1,0	---	---	---	---	---	---	---
Bromatos (µg/L BrO ₃)	10	---	---	---	---	---	---	---
Cádmio (µg/L Cd)	5,0	---	---	---	---	---	---	---
Cálcio (mg/L Ca)	---	---	---	---	---	---	---	---
Chumbo (µg/L Pb)	25	---	---	---	---	---	---	---
Cianetos (µg/L CN)	50	---	---	---	---	---	---	---
Cobre (mg/L Cu)	2,0	---	---	---	---	---	---	---
Crómio (µg/L Cr)	50	---	---	---	---	---	---	---
1,2 - dicloroetano (µg/L)	3,0	---	---	---	---	---	---	---
Dureza total (mg/L CaCO ₃)	---	---	---	---	---	---	---	---
Enterococos (N/100 ml)	0	---	---	---	---	---	---	---
Fluoretos (mg/L F)	1,5	---	---	---	---	---	---	---
Magnésio (mg/L Mg)	---	---	---	---	---	---	---	---
Mercurio (µg/L Hg)	1	---	---	---	---	---	---	---
Níquel (µg/L Ni)	20	---	---	---	---	---	---	---
Selénio (µg/L Se)	10	---	---	---	---	---	---	---
Cloretos (mg/L Cl)	250	---	---	---	---	---	---	---
Sódio (mg/L Na)	200	---	---	---	---	---	---	---
Sulfatos (mg/L SO ₄)	250	---	---	---	---	---	---	---
Tetracloroetano(µg/L)	---	---	---	---	---	---	---	---
Tricloroetano(µg/L)	---	---	---	---	---	---	---	---
Hidrocarbonetos Aromáticos Policíclicos (µg/L):	0,10	---	---	---	---	---	---	---
Benzo(b)fluoranteno (µg/L)	---	---	---	---	---	---	---	---
Benzo(k)fluoranteno (µg/L)	---	---	---	---	---	---	---	---
Benzo(ghi)perileno (µg/L)	---	---	---	---	---	---	---	---
Indeno(1,2,3-cd)pireno(µg/L)	---	---	---	---	---	---	---	---
Clorofórmio(µg/L)	---	---	---	---	---	---	---	---
Bromofórmio(µg/L)	---	---	---	---	---	---	---	---
Bromodlorometano(µg/L)	---	---	---	---	---	---	---	---
Dibromoclorometano(µg/L)	---	---	---	---	---	---	---	---
Total:					100%	3	3	100%
Freguesia de São Sebastião dos Carros Boisões								
Informação complementar relativa à averiguação das situações de incumprimento dos VP (causas e medidas correctivas):								
O Presidente da Câmara Municipal de Mértola						Data da publicação:		
Jorge Paulo Colaço Rosa-						05 fevereiro de 2013		

Câmara Municipal de Mértola		CONTROLO DA QUALIDADE DA ÁGUA PARA CONSUMO HUMANO NAS ZONAS DE ABASTECIMENTO ¹ DO CONCELHO DE MÉRTOLA				EDITAL n.º 19/2013		
Em conformidade com o Decreto-Lei n.º 306/2007, de 27 de agosto, procedeu-se à verificação da qualidade da água da rede pública, através de análises periódicas na torneira do consumidor, segundo o Programa de Controlo da Qualidade da Água (PCQA) aprovado pela autoridade competente (ERSAR).						4º TRIMESTRE 2012 01 outubro a 31 dezembro		
Parâmetro (unidades)	Valor Paramétrico (VP) fixado no DL 306/2007	Valores obtidos		N.º Análises superiores VP	% Cumprimento do VP	N.º Análises (PCQA)		% Análises Realizadas
		Mínimo	Máximo			Agendadas	Realizadas	
Escherichia coli (N/100 ml)	0	0	0	0	100%	1	1	100%
Bactérias coliformes (N/100 ml)	0	0	0	0	100%	1	1	100%
Desinfetante residual (mg/L)	0,4	0,2	0,2	---	---	1	1	100%
Alumínio (µg/L Al)	200	---	---	---	---	---	---	---
Amónio (mg/L NH ₄)	0,50	---	---	---	---	---	---	---
Número de colónias a 22 °C (N/ml)	Sem alteração anormal	---	---	---	---	---	---	---
Número de colónias a 37 °C (N/ml)	Sem alteração anormal	---	---	---	---	---	---	---
Condutividade (µS/cm a 20°C)	2500	---	---	---	---	---	---	---
Clostridium perfringens (N/100ml)	0	---	---	---	---	---	---	---
Cor (mg/L PtCo)	20	---	---	---	---	---	---	---
pH (Unidades pH)	≥6,5 e ≤9	---	---	---	---	---	---	---
Ferro (µg/L Fe)	200	---	---	---	---	---	---	---
Manganês (µg/L Mn)	50	---	---	---	---	---	---	---
Nitratos ² (mg/L NO ₃)	50	---	---	---	---	---	---	---
Nitritos (mg/L NO ₂)	0,5	---	---	---	---	---	---	---
Oxidabilidade (mg/L O ₂)	5	---	---	---	---	---	---	---
Cheiro a 25°C (Factor de diluição)	3	---	---	---	---	---	---	---
Sabor a 25°C (Factor de diluição)	3	---	---	---	---	---	---	---
Turvação (NTU)	4	---	---	---	---	---	---	---
Antimónio (µg/L Sb)	5	---	---	---	---	---	---	---
Arsénio (µg/L As)	10	---	---	---	---	---	---	---
Benzeno (µg/L)	1,0	---	---	---	---	---	---	---
Benzo(a)pireno (µg/L)	0,010	---	---	---	---	---	---	---
Boro (mg/L B)	1,0	---	---	---	---	---	---	---
Bromatos (µg/L BrO ₃)	10	---	---	---	---	---	---	---
Cádmio (µg/L Cd)	5,0	---	---	---	---	---	---	---
Cálcio (mg/L Ca)	---	---	---	---	---	---	---	---
Chumbo (µg/L Pb)	25	---	---	---	---	---	---	---
Cianetos (µg/L CN)	50	---	---	---	---	---	---	---
Cobre (mg/L Cu)	2,0	---	---	---	---	---	---	---
Crómio (µg/L Cr)	50	---	---	---	---	---	---	---
1,2 - dicloroetano (µg/L)	3,0	---	---	---	---	---	---	---
Dureza total (mg/L CaCO ₃)	---	---	---	---	---	---	---	---
Enterococos (N/100 ml)	0	---	---	---	---	---	---	---
Fluoretos (mg/L F)	1,5	---	---	---	---	---	---	---
Magnésio (mg/L Mg)	---	---	---	---	---	---	---	---
Mercurio (µg/L Hg)	1	---	---	---	---	---	---	---
Níquel (µg/L Ni)	20	---	---	---	---	---	---	---
Selénio (µg/L Se)	10	---	---	---	---	---	---	---
Cloretos (mg/L Cl)	250	---	---	---	---	---	---	---
Sódio (mg/L Na)	200	---	---	---	---	---	---	---
Sulfatos (mg/L SO ₄)	250	---	---	---	---	---	---	---
Tetracloroetano(µg/L)	---	---	---	---	---	---	---	---
Tricloroetano(µg/L)	---	---	---	---	---	---	---	---
Hidrocarbonetos Aromáticos Policíclicos (µg/L):	0,10	---	---	---	---	---	---	---
Benzo(b)fluoranteno (µg/L)	---	---	---	---	---	---	---	---
Benzo(k)fluoranteno (µg/L)	---	---	---	---	---	---	---	---
Benzo(ghi)perileno (µg/L)	---	---	---	---	---	---	---	---
Indeno(1,2,3-cd)pireno(µg/L)	---	---	---	---	---	---	---	---
Clorofórmio(µg/L)	---	---	---	---	---	---	---	---
Bromofórmio(µg/L)	---	---	---	---	---	---	---	---
Bromodichlorometano(µg/L)	---	---	---	---	---	---	---	---
Dibromochlorometano(µg/L)	---	---	---	---	---	---	---	---
Total:					100%	3	3	100%
Freguesia de Mértola		Gomes				Brites		
Informação complementar relativa à averiguação das situações de incumprimento dos VP (causas e medidas correctivas):								
O Presidente da Câmara Municipal de Mértola						Data da publicação:		
Jorge Paulo Colaço Rosa-						05 fevereiro de 2013		

 Câmara Municipal de Mértola	CONTROLO DA QUALIDADE DA ÁGUA PARA CONSUMO HUMANO NAS ZONAS DE ABASTECIMENTO¹ DO CONCELHO DE MÉRTOLA	EDITAL n.º 19/2013
--	--	---------------------------

Em conformidade com o Decreto-Lei n.º 306/2007, de 27 de agosto, procedeu-se à verificação da qualidade da água da rede pública, através de análises periódicas na torneira do consumidor, segundo o Programa de Controlo da Qualidade da Água (PCQA) aprovado pela autoridade competente (ERSAR).	4º TRIMESTRE 2012 01 outubro a 31 dezembro
--	---

Parâmetro (unidades)	Valor Paramétrico (VP) fixado no DL 306/2007	Valores obtidos		N.º Análises superiores VP	% Cumprimento do VP	N.º Análises (PCQA)		% Análises Realizadas
		Mínimo	Máximo			Agendadas	Realizadas	
<i>Escherichia coli</i> (N/100 ml)	0	0	0	0	100%	2	2	100%
Bactérias coliformes (N/100 ml)	0	0	0	0	100%	2	2	100%
Desinfetante residual (mg/L)	0,4	0,5	0,8	---	---	2	2	100%
Alumínio (µg/L Al)	200	<30	<30	0	100%	1	1	100%
Amónio (mg/L NH ₄)	0,50	0,04	0,04	0	100%	1	1	100%
Número de colónias a 22 °C (N/ml)	Sem alteração anormal	1	1	---	---	1	1	100%
Número de colónias a 37 °C (N/ml)	Sem alteração anormal	15	15	---	---	1	1	100%
Condutividade (µS/cm a 20°C)	2500	1900	1900	0	100%	1	1	100%
<i>Clostridium perfringens</i> (N/100ml)	0	0	0	0	100%	1	1	100%
Cor (mg/L PtCo)	20	<2	<2	0	100%	1	1	100%
pH (Unidades pH)	≥6,5 e ≤9	7,8	7,8	0	100%	1	1	100%
Ferro (µg/L Fe)	200	51	51	0	100%	1	1	100%
Manganês (µg/L Mn)	50	<15	<15	0	100%	1	1	100%
Nitratos ² (mg/L NO ₃)	50	11	11	0	100%	1	1	100%
Nitritos (mg/L NO ₂)	0,5	<0,02	<0,02	0	100%	1	1	100%
Oxidabilidade (mg/L O ₂)	5	<1	<1	0	100%	1	1	100%
Cheiro a 25°C (Factor de diluição)	3	<1	<1	0	100%	1	1	100%
Sabor a 25°C (Factor de diluição)	3	<1	<1	0	100%	1	1	100%
Turvação (NTU)	4	<0,5	<0,5	0	100%	1	1	100%
Antimónio (µg/L Sb)	5	<3,5	<3,5	0	100%	1	1	100%
Arsénio (µg/L As)	10	<10	<10	0	100%	1	1	100%
Benzeno (µg/L)	1,0	<0,5	<0,5	0	100%	1	1	100%
Benzo(a)pireno (µg/L)	0,010	<0,005	<0,005	0	100%	1	1	100%
Boro (mg/L B)	1,0	<0,3	<0,3	0	100%	1	1	100%
Bromatos (µg/L BrO ₃)	10	<5	<5	0	100%	1	1	100%
Cádmio (µg/L Cd)	5,0	<1	<1	0	100%	1	1	100%
Cálcio (mg/L Ca)	---	110	110	---	---	1	1	100%
Chumbo (µg/L Pb)	25	<5	<5	0	100%	1	1	100%
Cianetos (µg/L CN)	50	<15	<15	0	100%	1	1	100%
Cobre (mg/L Cu)	2,0	0,05	0,05	0	100%	1	1	100%
Crómio (µg/L Cr)	50	<2	<2	0	100%	1	1	100%
1,2 - dicloroetano (µg/L)	3,0	<1	<1	0	100%	1	1	100%
Dureza total (mg/L CaCO ₃)	---	596	596	---	---	1	1	100%
Enterococos (N/100 ml)	0	0	0	0	100%	1	1	100%
Fluoretos (mg/L F)	1,5	0,2	0,2	0	100%	1	1	100%
Magnésio (mg/L Mg)	---	78	78	---	---	1	1	100%
Mercurio (µg/L Hg)	1	<1	<1	0	100%	1	1	100%
Níquel (µg/L Ni)	20	6	6	0	100%	1	1	100%
Selénio (µg/L Se)	10	<10	<10	0	100%	1	1	100%
Cloretos (mg/L Cl)	250	220	220	0	100%	1	1	100%
Sódio (mg/L Na)	200	100	100	0	100%	1	1	100%
Sulfatos (mg/L SO ₄)	250	140	140	0	100%	1	1	100%
Tetracloroetano(µg/L)	---	<1	<1	---	---	1	1	100%
Tricloroetano(µg/L)	---	<1	<1	---	---	1	1	100%
Hidrocarbonetos Aromáticos Policíclicos (µg/L):	0,10	<0,01	<0,01	0	100%	1	1	100%
Benzo(b)fluoranteno (µg/L)	---	<0,01	<0,01	---	---	1	1	100%
Benzo(k)fluoranteno (µg/L)	---	<0,01	<0,01	---	---	1	1	100%
Benzo(ghi)perileno (µg/L)	---	<0,01	<0,01	---	---	1	1	100%
Indeno(1,2,3-cd)pireno(µg/L)	---	<0,01	<0,01	---	---	1	1	100%
Clorofórmio(µg/L)	---	3	3	---	---	1	1	100%
Bromofórmio(µg/L)	---	<3	<3	---	---	1	1	100%
Bromodlorometano(µg/L)	---	<0,01	<0,01	---	---	1	1	100%
Dibromoclorometano(µg/L)	---	<3	<3	---	---	1	1	100%
Total:					100%	56	56	100%


Freguesia de São Pedro de Sólis
Casa Velha

Informação complementar relativa à averiguação das situações de incumprimento dos VP (causas e medidas correctivas):

O Presidente da Câmara Municipal de Mértola

Jorge Paulo Colaço Rosa-

Data da publicação:
05 fevereiro de 2013

 Câmara Municipal de Mértola	CONTROLO DA QUALIDADE DA ÁGUA PARA CONSUMO HUMANO NAS ZONAS DE ABASTECIMENTO¹ DO CONCELHO DE MÉRTOLA	EDITAL n.º 19/2013
--	--	---------------------------


Em conformidade com o Decreto-Lei n.º 306/2007, de 27 de agosto, procedeu-se à verificação da qualidade da água da rede pública, através de análises periódicas na torneira do consumidor, segundo o Programa de Controlo da Qualidade da Água (PCQA) aprovado pela autoridade competente (ERSAR).	4º TRIMESTRE 2012 01 outubro a 31 dezembro
--	---

Parâmetro (unidades)	Valor Paramétrico (VP) fixado no DL 306/2007	Valores obtidos		N.º Análises superiores VP	% Cumprimento do VP	N.º Análises (PCQA)		% Análises Realizadas
		Mínimo	Máximo			Agendadas	Realizadas	
<i>Escherichia coli</i> (N/100 ml)	0	0	0	0	100%	2	2	100%
Bactérias coliformes (N/100 ml)	0	0	2	1	50%	2	2	100%
Desinfetante residual (mg/L)	0,4	0,2	0,3	---	---	2	2	100%
Alumínio (µg/L Al)	200	<30	<30	0	100%	1	1	100%
Amónio (mg/L NH ₄)	0,50	<0,02	<0,02	0	100%	1	1	100%
Número de colónias a 22 °C (N/ml)	Sem alteração anormal	0	0	---	---	1	1	100%
Número de colónias a 37 °C (N/ml)	Sem alteração anormal	0	0	---	---	1	1	100%
Condutividade (µS/cm a 20°C)	2500	990	990	0	100%	1	1	100%
<i>Clostridium perfringens</i> (N/100ml)	0	0	0	0	100%	1	1	100%
Cor (mg/L PtCo)	20	<2	<2	0	100%	1	1	100%
pH (Unidades pH)	≥6,5 e ≤9	7,5	7,5	0	100%	1	1	100%
Ferro (µg/L Fe)	200	<50	<50	0	100%	1	1	100%
Manganês (µg/L Mn)	50	<15	<15	0	100%	1	1	100%
Nitratos ² (mg/L NO ₃)	50	19	19	0	100%	1	1	100%
Nitritos (mg/L NO ₂)	0,5	<0,02	<0,02	0	100%	1	1	100%
Oxidabilidade (mg/L O ₂)	5	<1	<1	0	100%	1	1	100%
Cheiro a 25°C (Factor de diluição)	3	<1	<1	0	100%	1	1	100%
Sabor a 25°C (Factor de diluição)	3	<1	<1	0	100%	1	1	100%
Turvação (NTU)	4	<0,5	<0,5	0	100%	1	1	100%
Antimónio (µg/L Sb)	5	<3,5	<3,5	0	100%	1	1	100%
Arsénio (µg/L As)	10	<10	<10	0	100%	1	1	100%
Benzeno (µg/L)	1,0	<0,5	<0,5	0	100%	1	1	100%
Benzo(a)pireno (µg/L)	0,010	<0,005	<0,005	0	100%	1	1	100%
Boro (mg/L B)	1,0	<0,3	<0,3	0	100%	1	1	100%
Bromatos (µg/L BrO ₃)	10	<5	<5	0	100%	1	1	100%
Cádmio (µg/L Cd)	5,0	<1	<1	0	100%	1	1	100%
Cálcio (mg/L Ca)	---	89	89	---	---	1	1	100%
Chumbo (µg/L Pb)	25	12	12	0	100%	1	1	100%
Cianetos (µg/L CN)	50	<15	<15	0	100%	1	1	100%
Cobre (mg/L Cu)	2,0	0,08	0,08	0	100%	1	1	100%
Crómio (µg/L Cr)	50	<2	<2	0	100%	1	1	100%
1,2 - dicloroetano (µg/L)	3,0	<1	<1	0	100%	1	1	100%
Dureza total (mg/L CaCO ₃)	---	338	338	---	---	1	1	100%
Enterococos (N/100 ml)	0	0	0	0	100%	1	1	100%
Fluoretos (mg/L F)	1,5	0,4	0,4	0	100%	1	1	100%
Magnésio (mg/L Mg)	---	28	28	---	---	1	1	100%
Mercurio (µg/L Hg)	1	<1	<1	0	100%	1	1	100%
Níquel (µg/L Ni)	20	<5	<5	0	100%	1	1	100%
Selénio (µg/L Se)	10	<10	<10	0	100%	1	1	100%
Cloretos (mg/L Cl)	250	83	83	0	100%	1	1	100%
Sódio (mg/L Na)	200	73	73	0	100%	1	1	100%
Sulfatos (mg/L SO ₄)	250	62	62	0	100%	1	1	100%
Tetracloroetano(µg/L)	---	<1	<1	---	---	1	1	100%
Tricloroetano(µg/L)	---	<1	<1	---	---	1	1	100%
Hidrocarbonetos Aromáticos Policíclicos (µg/L):	0,10	<0,01	<0,01	0	100%	1	1	100%
Benzo(b)fluoranteno (µg/L)	---	<0,01	<0,01	---	---	1	1	100%
Benzo(k)fluoranteno (µg/L)	---	<0,01	<0,01	---	---	1	1	100%
Benzo(ghi)perileno (µg/L)	---	<0,01	<0,01	---	---	1	1	100%
Indeno(1,2,3-cd)pireno(µg/L)	---	<0,01	<0,01	---	---	1	1	100%
Clorofórmio(µg/L)	---	<3	<3	---	---	1	1	100%
Bromofórmio(µg/L)	---	<3	<3	---	---	1	1	100%
Bromodlorometano(µg/L)	---	<0,01	<0,01	---	---	1	1	100%
Dibromoclorometano(µg/L)	---	<3	<3	---	---	1	1	100%
Total:					75%	56	56	100%

Freguesia de São Pedro de Sólis
Casa Velha

Informação complementar relativa à averiguação das situações de incumprimento dos VP (causas e medidas correctivas):

O Presidente da Câmara Municipal de Mértola	Data da publicação:
Jorge Paulo Colaço Rosa-	05 fevereiro de 2013

 Câmara Municipal de Mértola	CONTROLO DA QUALIDADE DA ÁGUA PARA CONSUMO HUMANO NAS ZONAS DE ABASTECIMENTO¹ DO CONCELHO DE MÉRTOLA	EDITAL n.º 19/2013
--	--	---------------------------


Em conformidade com o Decreto-Lei n.º 306/2007, de 27 de agosto, procedeu-se à verificação da qualidade da água da rede pública, através de análises periódicas na torneira do consumidor, segundo o Programa de Controlo da Qualidade da Água (PCQA) aprovado pela autoridade competente (ERSAR).	4º TRIMESTRE 2012 01 outubro a 31 dezembro
--	---

Parâmetro (unidades)	Valor Paramétrico (VP) fixado no DL 306/2007	Valores obtidos		N.º Análises superiores VP	% Cumprimento do VP	N.º Análises (PCQA)		% Análises Realizadas
		Mínimo	Máximo			Agendadas	Realizadas	
<i>Escherichia coli</i> (N/100 ml)	0	0	0	0	100%	1	1	100%
Bactérias coliformes (N/100 ml)	0	0	0	0	100%	1	1	100%
Desinfetante residual (mg/L)	0,4	0,4	0,5	---	---	1	1	100%
Alumínio (µg/L Al)	200	<30	<30	0	100%	1	1	100%
Amónio (mg/L NH ₄)	0,50	<0,02	<0,02	0	100%	1	1	100%
Número de colónias a 22 °C (N/ml)	Sem alteração anormal	0	0	---	---	1	1	100%
Número de colónias a 37 °C (N/ml)	Sem alteração anormal	0	0	---	---	1	1	100%
Condutividade (µS/cm a 20°C)	2500	790	790	0	100%	1	1	100%
<i>Clostridium perfringens</i> (N/100ml)	0	0	0	0	100%	1	1	100%
Cor (mg/L PtCo)	20	<2	<2	0	100%	1	1	100%
pH (Unidades pH)	≥6,5 e ≤9	7,7	7,7	0	100%	1	1	100%
Ferro (µg/L Fe)	200	<50	<50	0	100%	1	1	100%
Manganês (µg/L Mn)	50	<15	<15	0	100%	1	1	100%
Nitratos ² (mg/L NO ₃)	50	<10	<10	0	100%	1	1	100%
Nitritos (mg/L NO ₂)	0,5	<0,02	<0,02	0	100%	1	1	100%
Oxidabilidade (mg/L O ₂)	5	<1	<1	0	100%	1	1	100%
Cheiro a 25°C (Factor de diluição)	3	<1	<1	0	100%	1	1	100%
Sabor a 25°C (Factor de diluição)	3	<1	<1	0	100%	1	1	100%
Turvação (NTU)	4	0,7	0,7	0	100%	1	1	100%
Antimónio (µg/L Sb)	5	<3,5	<3,5	0	100%	1	1	100%
Arsénio (µg/L As)	10	<10	<10	0	100%	1	1	100%
Benzeno (µg/L)	1,0	<0,5	<0,5	0	100%	1	1	100%
Benzo(a)pireno (µg/L)	0,010	<0,005	<0,005	0	100%	1	1	100%
Boro (mg/L B)	1,0	<0,3	<0,3	0	100%	1	1	100%
Bromatos (µg/L BrO ₃)	10	<5	<5	0	100%	1	1	100%
Cádmio (µg/L Cd)	5,0	<1	<1	0	100%	1	1	100%
Cálcio (mg/L Ca)	---	48	48	---	---	1	1	100%
Chumbo (µg/L Pb)	25	8	8	0	100%	1	1	100%
Cianetos (µg/L CN)	50	<15	<15	0	100%	1	1	100%
Cobre (mg/L Cu)	2,0	0,06	0,06	0	100%	1	1	100%
Crómio (µg/L Cr)	50	<2	<2	0	100%	1	1	100%
1,2 - dicloroetano (µg/L)	3,0	<1	<1	0	100%	1	1	100%
Dureza total (mg/L CaCO ₃)	---	202	202	---	---	1	1	100%
Enterococos (N/100 ml)	0	0	0	0	100%	1	1	100%
Fluoretos (mg/L F)	1,5	0,4	0,4	0	100%	1	1	100%
Magnésio (mg/L Mg)	---	20	20	---	---	1	1	100%
Mercurio (µg/L Hg)	1	<1	<1	0	100%	1	1	100%
Níquel (µg/L Ni)	20	9	9	0	100%	1	1	100%
Selénio (µg/L Se)	10	<10	<10	0	100%	1	1	100%
Cloretos (mg/L Cl)	250	55	55	0	100%	1	1	100%
Sódio (mg/L Na)	200	110	110	0	100%	1	1	100%
Sulfatos (mg/L SO ₄)	250	28	28	0	100%	1	1	100%
Tetracloroetano(µg/L)	---	<1	<1	---	---	1	1	100%
Tricloroetano(µg/L)	---	<1	<1	---	---	1	1	100%
Hidrocarbonetos Aromáticos Policíclicos (µg/L):	0,10	<0,01	<0,01	0	100%	1	1	100%
Benzo(b)fluoranteno (µg/L)	---	<0,01	<0,01	---	---	1	1	100%
Benzo(k)fluoranteno (µg/L)	---	<0,01	<0,01	---	---	1	1	100%
Benzo(ghi)perileno (µg/L)	---	<0,01	<0,01	---	---	1	1	100%
Indeno(1,2,3-cd)pireno(µg/L)	---	<0,01	<0,01	---	---	1	1	100%
Clorofórmio(µg/L)	---	<3	<3	---	---	1	1	100%
Bromofórmio(µg/L)	---	<3	<3	---	---	1	1	100%
Bromodlorometano(µg/L)	---	<0,01	<0,01	---	---	1	1	100%
Dibromoclorometano(µg/L)	---	<3	<3	---	---	1	1	100%
Total:					100%	53	53	100%

Freguesia de São Miguel do Pinheiro
Castanhos

Informação complementar relativa à averiguação das situações de incumprimento dos VP (causas e medidas correctivas):

O Presidente da Câmara Municipal de Mértola	Data da publicação:
Jorge Paulo Colaço Rosa-	05 fevereiro de 2013

 Câmara Municipal de Mértola	CONTROLO DA QUALIDADE DA ÁGUA PARA CONSUMO HUMANO NAS ZONAS DE ABASTECIMENTO¹ DO CONCELHO DE MÉRTOLA	EDITAL n.º 19/2013
--	--	---------------------------

Em conformidade com o Decreto-Lei n.º 306/2007, de 27 de agosto, procedeu-se à verificação da qualidade da água da rede pública, através de análises periódicas na torneira do consumidor, segundo o Programa de Controlo da Qualidade da Água (PCQA) aprovado pela autoridade competente (ERSAR).	4º TRIMESTRE 2012 01 outubro a 31 dezembro
--	---

Parâmetro (unidades)	Valor Paramétrico (VP) fixado no DL 306/2007	Valores obtidos		N.º Análises superiores VP	% Cumprimento do VP	N.º Análises (PCQA)		% Análises Realizadas
		Mínimo	Máximo			Agendadas	Realizadas	
<i>Escherichia coli</i> (N/100 ml)	0	0	0	0	100%	2	2	100%
Bactérias coliformes (N/100 ml)	0	0	0	0	100%	2	2	100%
Desinfetante residual (mg/L)	0,4	0,3	0,7	---	---	2	2	100%
Alumínio (µg/L Al)	200	<30	<30	0	100%	1	1	100%
Amónio (mg/L NH ₄)	0,50	<0,02	<0,02	0	100%	1	1	100%
Número de colónias a 22 °C (N/ml)	Sem alteração anormal	0	0	---	---	1	1	100%
Número de colónias a 37 °C (N/ml)	Sem alteração anormal	0	0	---	---	1	1	100%
Condutividade (µS/cm a 20°C)	2500	1100	1100	0	100%	1	1	100%
<i>Clostridium perfringens</i> (N/100ml)	0	0	0	0	100%	1	1	100%
Cor (mg/L PtCo)	20	<2	<2	0	100%	1	1	100%
pH (Unidades pH)	≥6,5 e ≤9	7,7	7,7	0	100%	1	1	100%
Ferro (µg/L Fe)	200	<50	<50	0	100%	1	1	100%
Manganês (µg/L Mn)	50	<15	<15	0	100%	1	1	100%
Nitratos ² (mg/L NO ₃)	50	<10	<10	0	100%	1	1	100%
Nitritos (mg/L NO ₂)	0,5	<0,02	<0,02	0	100%	1	1	100%
Oxidabilidade (mg/L O ₂)	5	<1	<1	0	100%	1	1	100%
Cheiro a 25°C (Factor de diluição)	3	<1	<1	0	100%	1	1	100%
Sabor a 25°C (Factor de diluição)	3	<1	<1	0	100%	1	1	100%
Turvação (NTU)	4	<0,5	<0,5	0	100%	1	1	100%
Antimónio (µg/L Sb)	5	<3,5	<3,5	0	100%	1	1	100%
Arsénio (µg/L As)	10	<10	<10	0	100%	1	1	100%
Benzeno (µg/L)	1,0	<0,5	<0,5	0	100%	1	1	100%
Benzo(a)pireno (µg/L)	0,010	<0,005	<0,005	0	100%	1	1	100%
Boro (mg/L B)	1,0	<0,3	<0,3	0	100%	1	1	100%
Bromatos (µg/L BrO ₃)	10	<5	<5	0	100%	1	1	100%
Cádmio (µg/L Cd)	5,0	<1	<1	0	100%	1	1	100%
Cálcio (mg/L Ca)	---	96	96	---	---	1	1	100%
Chumbo (µg/L Pb)	25	7	7	0	100%	1	1	100%
Cianetos (µg/L CN)	50	<15	<15	0	100%	1	1	100%
Cobre (mg/L Cu)	2,0	0,06	0,06	0	100%	1	1	100%
Crómio (µg/L Cr)	50	<2	<2	0	100%	1	1	100%
1,2 - dicloroetano (µg/L)	3,0	<1	<1	0	100%	1	1	100%
Dureza total (mg/L CaCO ₃)	---	425	425	---	---	1	1	100%
Enterococos (N/100 ml)	0	0	0	0	100%	1	1	100%
Fluoretos (mg/L F)	1,5	0,5	0,5	0	100%	1	1	100%
Magnésio (mg/L Mg)	---	45	45	---	---	1	1	100%
Mercurio (µg/L Hg)	1	<1	<1	0	100%	1	1	100%
Níquel (µg/L Ni)	20	<5	<5	0	100%	1	1	100%
Selénio (µg/L Se)	10	<10	<10	0	100%	1	1	100%
Cloretos (mg/L Cl)	250	120	120	0	100%	1	1	100%
Sódio (mg/L Na)	200	99	99	0	100%	1	1	100%
Sulfatos (mg/L SO ₄)	250	47	47	0	100%	1	1	100%
Tetracloroetano(µg/L)	---	<1	<1	---	---	1	1	100%
Tricloroetano(µg/L)	---	<1	<1	---	---	1	1	100%
Hidrocarbonetos Aromáticos Policíclicos (µg/L):	0,10	<0,01	<0,01	0	100%	1	1	100%
Benzo(b)fluoranteno (µg/L)	---	<0,01	<0,01	---	---	1	1	100%
Benzo(k)fluoranteno (µg/L)	---	<0,01	<0,01	---	---	1	1	100%
Benzo(ghi)perileno (µg/L)	---	<0,01	<0,01	---	---	1	1	100%
Indeno(1,2,3-cd)pireno(µg/L)	---	<0,01	<0,01	---	---	1	1	100%
Clorofórmio(µg/L)	---	<3	<3	---	---	1	1	100%
Bromofórmio(µg/L)	---	<3	<3	---	---	1	1	100%
Bromodlorometano(µg/L)	---	<0,01	<0,01	---	---	1	1	100%
Dibromoclorometano(µg/L)	---	<3	<3	---	---	1	1	100%
Total:					100%	56	56	100%

Freguesia de São Pedro de Sólis
Castelejo

Informação complementar relativa à averiguação das situações de incumprimento dos VP (causas e medidas correctivas):

O Presidente da Câmara Municipal de Mértola Jorge Paulo Colaço Rosa	Data da publicação: 05 fevereiro de 2013
--	---

Em conformidade com o Decreto-Lei n.º 306/2007, de 27 de agosto, procedeu-se à verificação da qualidade da água da rede pública, através de análises periódicas na torneira do consumidor, segundo o Programa de Controlo da Qualidade da Água (PCQA) aprovado pela autoridade competente (ERSAR).	4º TRIMESTRE 2012 01 outubro a 31 dezembro
--	---

Parâmetro (unidades)	Valor Paramétrico (VP) fixado no DL 306/2007	Valores obtidos		N.º Análises superiores VP	% Cumprimento do VP	N.º Análises (PCQA)		% Análises Realizadas
		Mínimo	Máximo			Agendadas	Realizadas	
<i>Escherichia coli</i> (N/100 ml)	0	0	0	0	100%	2	2	100%
Bactérias coliformes (N/100 ml)	0	0	0	0	100%	2	2	100%
Desinfetante residual (mg/L)	0,4	0,3	0,4	---	---	2	2	100%
Alumínio (µg/L Al)	200	<30	<30	0	100%	1	1	100%
Amónio (mg/L NH ₄)	0,50	<0,02	<0,02	0	100%	1	1	100%
Número de colónias a 22 °C (N/ml)	Sem alteração anormal	0	0	---	---	1	1	100%
Número de colónias a 37 °C (N/ml)	Sem alteração anormal	0	0	---	---	1	1	100%
Condutividade (µS/cm a 20°C)	2500	1700	1700	0	100%	1	1	100%
<i>Clostridium perfringens</i> (N/100ml)	0	0	0	0	100%	1	1	100%
Cor (mg/L PtCo)	20	<2	<2	0	100%	1	1	100%
pH (Unidades pH)	≥6,5 e ≤9	7,5	7,5	0	100%	1	1	100%
Ferro (µg/L Fe)	200	<50	<50	0	100%	1	1	100%
Manganês (µg/L Mn)	50	<15	<15	0	100%	1	1	100%
Nitratos ² (mg/L NO ₃)	50	19	19	0	100%	1	1	100%
Nitritos (mg/L NO ₂)	0,5	<0,02	<0,02	0	100%	1	1	100%
Oxidabilidade (mg/L O ₂)	5	1,1	1,1	0	100%	1	1	100%
Cheiro a 25°C (Factor de diluição)	3	<1	<1	0	100%	1	1	100%
Sabor a 25°C (Factor de diluição)	3	2	<1	0	100%	1	1	100%
Turvação (NTU)	4	<0,5	<0,5	0	100%	1	1	100%
Antimónio (µg/L Sb)	5	<3,5	<3,5	0	100%	1	1	100%
Arsénio (µg/L As)	10	<10	<10	0	100%	1	1	100%
Benzeno (µg/L)	1,0	<0,5	<0,5	0	100%	1	1	100%
Benzo(a)pireno (µg/L)	0,010	<0,005	<0,005	0	100%	1	1	100%
Boro (mg/L B)	1,0	<0,3	<0,3	0	100%	1	1	100%
Bromatos (µg/L BrO ₃)	10	<5	<5	0	100%	1	1	100%
Cádmio (µg/L Cd)	5,0	<1	<1	0	100%	1	1	100%
Cálcio (mg/L Ca)	---	90	90	---	---	1	1	100%
Chumbo (µg/L Pb)	25	<5	<5	0	100%	1	1	100%
Cianetos (µg/L CN)	50	<15	<15	0	100%	1	1	100%
Cobre (mg/L Cu)	2,0	0,04	0,04	0	100%	1	1	100%
Crómio (µg/L Cr)	50	<2	<2	0	100%	1	1	100%
1,2 - dicloroetano (µg/L)	3,0	<1	<1	0	100%	1	1	100%
Dureza total (mg/L CaCO ₃)	---	272	272	---	---	1	1	100%
Enterococos (N/100 ml)	0	0	0	0	100%	1	1	100%
Fluoretos (mg/L F)	1,5	0,5	0,5	0	100%	1	1	100%
Magnésio (mg/L Mg)	---	53	53	---	---	1	1	100%
Mercurio (µg/L Hg)	1	<1	<1	0	100%	1	1	100%
Níquel (µg/L Ni)	20	<5	<5	0	100%	1	1	100%
Selénio (µg/L Se)	10	<10	<10	0	100%	1	1	100%
Cloretos (mg/L Cl)	250	270	270	1	0%	1	1	100%
Sódio (mg/L Na)	200	390	390	1	0%	1	1	100%
Sulfatos (mg/L SO ₄)	250	90	90	0	100%	1	1	100%
Tetracloroetano(µg/L)	---	<1	<1	---	---	1	1	100%
Tricloroetano(µg/L)	---	<1	<1	---	---	1	1	100%
Hidrocarbonetos Aromáticos Policíclicos (µg/L):	0,10	<0,01	<0,01	0	100%	1	1	100%
Benzo(b)fluoranteno (µg/L)	---	<0,01	<0,01	---	---	1	1	100%
Benzo(k)fluoranteno (µg/L)	---	<0,01	<0,01	---	---	1	1	100%
Benzo(ghi)perileno (µg/L)	---	<0,01	<0,01	---	---	1	1	100%
Indeno(1,2,3-cd)pireno(µg/L)	---	<0,01	<0,01	---	---	1	1	100%
Clorofórmio(µg/L)	---	<3	<3	---	---	1	1	100%
Bromofórmio(µg/L)	---	5	5	---	---	1	1	100%
Bromodlorometano(µg/L)	---	<0,01	<0,01	---	---	1	1	100%
Dibromoclorometano(µg/L)	---	<3	<3	---	---	1	1	100%
Total:					95%	56	56	100%


Freguesia de São Miguel do Pinheiro
Corredoura

Informação complementar relativa à averiguação das situações de incumprimento dos VP (causas e medidas correctivas):

O Presidente da Câmara Municipal de Mértola Jorge Paulo Colaço Rosa-	Data da publicação: 05 fevereiro de 2013
---	--

Câmara Municipal de Mértola		CONTROLO DA QUALIDADE DA ÁGUA PARA CONSUMO HUMANO NAS ZONAS DE ABASTECIMENTO ¹ DO CONCELHO DE MÉRTOLA				EDITAL n.º 19/2013		
Em conformidade com o Decreto-Lei n.º 306/2007, de 27 de agosto, procedeu-se à verificação da qualidade da água da rede pública, através de análises periódicas na torneira do consumidor, segundo o Programa de Controlo da Qualidade da Água (PCQA) aprovado pela autoridade competente (ERSAR).						4º TRIMESTRE 2012 01 outubro a 31 dezembro		
Parâmetro (unidades)	Valor Paramétrico (VP) fixado no DL 306/2007	Valores obtidos		N.º Análises superiores VP	% Cumprimento do VP	N.º Análises (PCQA)		% Análises Realizadas
		Mínimo	Máximo			Agendadas	Realizadas	
Escherichia coli (N/100 ml)	0	0	0	0	100%	2	2	100%
Bactérias coliformes (N/100 ml)	0	0	0	0	100%	2	2	100%
Desinfetante residual (mg/L)	0,4	0,3	0,5	---	---	2	2	100%
Alumínio (µg/L Al)	200	<30	<30	0	100%	1	1	100%
Amónio (mg/L NH ₄)	0,50	<0,02	<0,02	0	100%	1	1	100%
Número de colónias a 22 °C (N/ml)	Sem alteração anormal	0	0	---	---	1	1	100%
Número de colónias a 37 °C (N/ml)	Sem alteração anormal	0	0	---	---	1	1	100%
Condutividade (µS/cm a 20°C)	2500	1900	1900	0	100%	1	1	100%
Clostridium perfringens (N/100ml)	0	0	0	0	100%	1	1	100%
Cor (mg/L PtCo)	20	<2	<2	0	100%	1	1	100%
pH (Unidades pH)	≥6,5 e ≤9	7,8	7,8	0	100%	1	1	100%
Ferro (µg/L Fe)	200	<50	<50	0	100%	1	1	100%
Manganês (µg/L Mn)	50	<15	<15	0	100%	1	1	100%
Nitratos ² (mg/L NO ₃)	50	<10	<10	0	100%	1	1	100%
Nitritos (mg/L NO ₂)	0,5	<0,02	<0,02	0	100%	1	1	100%
Oxidabilidade (mg/L O ₂)	5	<1	<1	0	100%	1	1	100%
Cheiro a 25°C (Factor de diluição)	3	<1	<1	0	100%	1	1	100%
Sabor a 25°C (Factor de diluição)	3	4	4	0	100%	1	1	100%
Turvação (NTU)	4	<0,5	<0,5	0	100%	1	1	100%
Antimónio (µg/L Sb)	5	<3,5	<3,5	0	100%	1	1	100%
Arsénio (µg/L As)	10	<10	<10	0	100%	1	1	100%
Benzeno (µg/L)	1,0	<0,5	<0,5	0	100%	1	1	100%
Benzo(a)pireno (µg/L)	0,010	<0,005	<0,005	0	100%	1	1	100%
Boro (mg/L B)	1,0	<0,3	<0,3	0	100%	1	1	100%
Bromatos (µg/L BrO ₃)	10	<5	<5	0	100%	1	1	100%
Cádmio (µg/L Cd)	5,0	<1	<1	0	100%	1	1	100%
Cálcio (mg/L Ca)	---	90	90	---	---	1	1	100%
Chumbo (µg/L Pb)	25	<5	<5	0	100%	1	1	100%
Cianetos (µg/L CN)	50	<15	<15	0	100%	1	1	100%
Cobre (mg/L Cu)	2,0	0,02	0,02	0	100%	1	1	100%
Crómio (µg/L Cr)	50	<2	<2	0	100%	1	1	100%
1,2 - dicloroetano (µg/L)	3,0	<1	<1	0	100%	1	1	100%
Dureza total (mg/L CaCO ₃)	---	356	356	---	---	1	1	100%
Enterococos (N/100 mL)	0	0	0	0	100%	1	1	100%
Fluoretos (mg/L F)	1,5	0,7	0,7	0	100%	1	1	100%
Magnésio (mg/L Mg)	---	32	32	---	---	1	1	100%
Mercurio (µg/L Hg)	1	<1	<1	0	100%	1	1	100%
Níquel (µg/L Ni)	20	<5	<5	0	100%	1	1	100%
Selénio (µg/L Se)	10	<10	<10	0	100%	1	1	100%
Cloretos (mg/L Cl)	250	341	341	1	0%	1	1	100%
Sódio (mg/L Na)	200	150	150	0	100%	1	1	100%
Sulfatos (mg/L SO ₄)	250	128	128	0	100%	1	1	100%
Tetracloroetano(µg/L)	---	<1	<1	---	---	1	1	100%
Tricloroetano(µg/L)	---	<1	<1	---	---	1	1	100%
Hidrocarbonetos Aromáticos Policíclicos (µg/L):	0,10	<0,01	<0,01	0	100%	1	1	100%
Benzo(b)fluoranteno (µg/L)	---	<0,01	<0,01	---	---	1	1	100%
Benzo(k)fluoranteno (µg/L)	---	<0,01	<0,01	---	---	1	1	100%
Benzo(ghi)perileno (µg/L)	---	<0,01	<0,01	---	---	1	1	100%
Indeno(1,2,3-cd)pireno(µg/L)	---	<0,01	<0,01	---	---	1	1	100%
Clorofórmio(µg/L)	---	<3	<3	---	---	1	1	100%
Bromofórmio(µg/L)	---	<3	<3	---	---	1	1	100%
Bromodiclorometano(µg/L)	---	<0,01	<0,01	---	---	1	1	100%
Dibromoclorometano(µg/L)	---	<3	<3	---	---	1	1	100%
Total:					97%	56	56	100%
Freguesia de Alcaria Ruiva Corte Cobres								
Informação complementar relativa à averiguação das situações de incumprimento dos VP (causas e medidas correctivas):								
O Presidente da Câmara Municipal de Mértola Jorge Paulo Colaço Rosa-						Data da publicação: 05 fevereiro de 2013		

Câmara Municipal de Mértola		CONTROLO DA QUALIDADE DA ÁGUA PARA CONSUMO HUMANO NAS ZONAS DE ABASTECIMENTO ¹ DO CONCELHO DE MÉRTOLA				EDITAL n.º 19/2013		
Em conformidade com o Decreto-Lei n.º 306/2007, de 27 de agosto, procedeu-se à verificação da qualidade da água da rede pública, através de análises periódicas na torneira do consumidor, segundo o Programa de Controlo da Qualidade da Água (PCQA) aprovado pela autoridade competente (ERSAR).						4º TRIMESTRE 2012 01 outubro a 31 dezembro		
Parâmetro (unidades)	Valor Paramétrico (VP) fixado no DL 306/2007	Valores obtidos		N.º Análises superiores VP	% Cumprimento do VP	N.º Análises (PCQA)		% Análises Realizadas
		Mínimo	Máximo			Agendadas	Realizadas	
Escherichia coli (N/100 ml)	0	0	0	0	100%	1	1	100%
Bactérias coliformes (N/100 ml)	0	0	0	0	100%	1	1	100%
Desinfetante residual (mg/L)	0,4	0,5	0,5	---	---	1	1	100%
Alumínio (µg/L Al)	200	---	---	---	---	---	---	---
Amónio (mg/L NH ₄)	0,50	---	---	---	---	---	---	---
Número de colónias a 22 °C (N/ml)	Sem alteração anormal	---	---	---	---	---	---	---
Número de colónias a 37 °C (N/ml)	Sem alteração anormal	---	---	---	---	---	---	---
Condutividade (µS/cm a 20°C)	2500	---	---	---	---	---	---	---
Clostridium perfringens (N/100ml)	0	---	---	---	---	---	---	---
Cor (mg/L PtCo)	20	---	---	---	---	---	---	---
pH (Unidades pH)	≥6,5 e ≤9	---	---	---	---	---	---	---
Ferro (µg/L Fe)	200	---	---	---	---	---	---	---
Manganês (µg/L Mn)	50	---	---	---	---	---	---	---
Nitratos ² (mg/L NO ₃)	50	---	---	---	---	---	---	---
Nitritos (mg/L NO ₂)	0,5	---	---	---	---	---	---	---
Oxidabilidade (mg/L O ₂)	5	---	---	---	---	---	---	---
Cheiro a 25°C (Factor de diluição)	3	---	---	---	---	---	---	---
Sabor a 25°C (Factor de diluição)	3	---	---	---	---	---	---	---
Turvação (NTU)	4	---	---	---	---	---	---	---
Antimónio (µg/L Sb)	5	---	---	---	---	---	---	---
Arsénio (µg/L As)	10	---	---	---	---	---	---	---
Benzeno (µg/L)	1,0	---	---	---	---	---	---	---
Benzo(a)pireno (µg/L)	0,010	---	---	---	---	---	---	---
Boro (mg/L B)	1,0	---	---	---	---	---	---	---
Bromatos (µg/L BrO ₃)	10	---	---	---	---	---	---	---
Cádmio (µg/L Cd)	5,0	---	---	---	---	---	---	---
Cálcio (mg/L Ca)	---	---	---	---	---	---	---	---
Chumbo (µg/L Pb)	25	---	---	---	---	---	---	---
Cianetos (µg/L CN)	50	---	---	---	---	---	---	---
Cobre (mg/L Cu)	2,0	---	---	---	---	---	---	---
Crómio (µg/L Cr)	50	---	---	---	---	---	---	---
1,2 - dicloroetano (µg/L)	3,0	---	---	---	---	---	---	---
Dureza total (mg/L CaCO ₃)	---	---	---	---	---	---	---	---
Enterococos (N/100 ml)	0	---	---	---	---	---	---	---
Fluoretos (mg/L F)	1,5	---	---	---	---	---	---	---
Magnésio (mg/L Mg)	---	---	---	---	---	---	---	---
Mercurio (µg/L Hg)	1	---	---	---	---	---	---	---
Níquel (µg/L Ni)	20	---	---	---	---	---	---	---
Selénio (µg/L Se)	10	---	---	---	---	---	---	---
Cloretos (mg/L Cl)	250	---	---	---	---	---	---	---
Sódio (mg/L Na)	200	---	---	---	---	---	---	---
Sulfatos (mg/L SO ₄)	250	---	---	---	---	---	---	---
Tetracloroetano(µg/L)	---	---	---	---	---	---	---	---
Tricloroetano(µg/L)	---	---	---	---	---	---	---	---
Hidrocarbonetos Aromáticos Policíclicos (µg/L):	0,10	---	---	---	---	---	---	---
Benzo(b)fluoranteno (µg/L)	---	---	---	---	---	---	---	---
Benzo(k)fluoranteno (µg/L)	---	---	---	---	---	---	---	---
Benzo(ghi)perileno (µg/L)	---	---	---	---	---	---	---	---
Indeno(1,2,3-cd)pireno(µg/L)	---	---	---	---	---	---	---	---
Clorofórmio(µg/L)	---	---	---	---	---	---	---	---
Bromofórmio(µg/L)	---	---	---	---	---	---	---	---
Bromodichlorometano(µg/L)	---	---	---	---	---	---	---	---
Dibromochlorometano(µg/L)	---	---	---	---	---	---	---	---
Total:					100%	3	3	100%
Freguesia de Mértola Corte da Velha								
Informação complementar relativa à averiguação das situações de incumprimento dos VP (causas e medidas correctivas):								
O Presidente da Câmara Municipal de Mértola						Data da publicação:		
Jorge Paulo Colaço Rosa-						05 fevereiro de 2013		

 Câmara Municipal de Mértola	CONTROLO DA QUALIDADE DA ÁGUA PARA CONSUMO HUMANO NAS ZONAS DE ABASTECIMENTO¹ DO CONCELHO DE MÉRTOLA	EDITAL n.º 19/2013
--	--	---------------------------

Em conformidade com o Decreto-Lei n.º 306/2007, de 27 de agosto, procedeu-se à verificação da qualidade da água da rede pública, através de análises periódicas na torneira do consumidor, segundo o Programa de Controlo da Qualidade da Água (PCQA) aprovado pela autoridade competente (ERSAR).	4º TRIMESTRE 2012 01 outubro a 31 dezembro
--	---

Parâmetro (unidades)	Valor Paramétrico (VP) fixado no DL 306/2007	Valores obtidos		N.º Análises superiores VP	% Cumprimento do VP	N.º Análises (PCQA)		% Análises Realizadas
		Mínimo	Máximo			Agendadas	Realizadas	
<i>Escherichia coli</i> (N/100 ml)	0	0	0	0	100%	2	2	100%
Bactérias coliformes (N/100 ml)	0	0	0	0	100%	2	2	100%
Desinfetante residual (mg/L)	0,4	<0,1	1	---	---	2	2	100%
Alumínio (µg/L Al)	200	<30	<30	0	100%	1	1	100%
Amónio (mg/L NH ₄)	0,50	<0,02	<0,02	0	100%	1	1	100%
Número de colónias a 22 °C (N/ml)	Sem alteração anormal	0	0	---	---	1	1	100%
Número de colónias a 37 °C (N/ml)	Sem alteração anormal	32	32	---	---	1	1	100%
Condutividade (µS/cm a 20°C)	2500	550	550	0	100%	1	1	100%
<i>Clostridium perfringens</i> (N/100ml)	0	0	0	0	100%	1	1	100%
Cor (mg/L PtCo)	20	<2	<2	0	100%	1	1	100%
pH (Unidades pH)	≥6,5 e ≤9	6,9	6,9	0	100%	1	1	100%
Ferro (µg/L Fe)	200	1200	1200	1	0%	1	1	100%
Manganês (µg/L Mn)	50	410	410	1	0%	1	1	100%
Nitratos ² (mg/L NO ₃)	50	<10	<10	0	100%	1	1	100%
Nitritos (mg/L NO ₂)	0,5	<0,02	<0,02	0	100%	1	1	100%
Oxidabilidade (mg/L O ₂)	5	<1	<1	0	100%	1	1	100%
Cheiro a 25°C (Factor de diluição)	3	<1	<1	0	100%	1	1	100%
Sabor a 25°C (Factor de diluição)	3	<1	<1	0	100%	1	1	100%
Turvação (NTU)	4	0,9	0,9	0	100%	1	1	100%
Antimónio (µg/L Sb)	5	<3,5	<3,5	0	100%	1	1	100%
Arsénio (µg/L As)	10	<10	<10	0	100%	1	1	100%
Benzeno (µg/L)	1,0	<0,5	<0,5	0	100%	1	1	100%
Benzo(a)pireno (µg/L)	0,010	<0,005	<0,005	0	100%	1	1	100%
Boro (mg/L B)	1,0	<0,3	<0,3	0	100%	1	1	100%
Bromatos (µg/L BrO ₃)	10	<5	<5	0	100%	1	1	100%
Cádmio (µg/L Cd)	5,0	<1	<1	0	100%	1	1	100%
Cálcio (mg/L Ca)	---	41	41	---	---	1	1	100%
Chumbo (µg/L Pb)	25	<5	<5	0	100%	1	1	100%
Cianetos (µg/L CN)	50	<15	<15	0	100%	1	1	100%
Cobre (mg/L Cu)	2,0	0,05	0,05	0	100%	1	1	100%
Crómio (µg/L Cr)	50	<2	<2	0	100%	1	1	100%
1,2 - dicloroetano (µg/L)	3,0	<1	<1	0	100%	1	1	100%
Dureza total (mg/L CaCO ₃)	---	160	160	---	---	1	1	100%
Enterococos (N/100 ml)	0	0	0	0	100%	1	1	100%
Fluoretos (mg/L F)	1,5	0,4	0,4	0	100%	1	1	100%
Magnésio (mg/L Mg)	---	14	14	---	---	1	1	100%
Mercurio (µg/L Hg)	1	<1	<1	0	100%	1	1	100%
Níquel (µg/L Ni)	20	<5	<5	0	100%	1	1	100%
Selénio (µg/L Se)	10	<10	<10	0	100%	1	1	100%
Cloretos (mg/L Cl)	250	71	71	0	100%	1	1	100%
Sódio (mg/L Na)	200	42	42	0	100%	1	1	100%
Sulfatos (mg/L SO ₄)	250	36	36	0	100%	1	1	100%
Tetracloroetano(µg/L)	---	<1	<1	---	---	1	1	100%
Tricloroetano(µg/L)	---	<1	<1	---	---	1	1	100%
Hidrocarbonetos Aromáticos Policíclicos (µg/L):	0,10	<0,01	<0,01	0	100%	1	1	100%
Benzo(b)fluoranteno (µg/L)	---	<0,01	<0,01	---	---	1	1	100%
Benzo(k)fluoranteno (µg/L)	---	<0,01	<0,01	---	---	1	1	100%
Benzo(ghi)perileno (µg/L)	---	<0,01	<0,01	---	---	1	1	100%
Indeno(1,2,3-cd)pireno(µg/L)	---	<0,01	<0,01	---	---	1	1	100%
Clorofórmio(µg/L)	---	<3	<3	---	---	1	1	100%
Bromofórmio(µg/L)	---	<3	<3	---	---	1	1	100%
Bromodlorometano(µg/L)	---	<0,01	<0,01	---	---	1	1	100%
Dibromoclorometano(µg/L)	---	<3	<3	---	---	1	1	100%
Total:					95%	56	56	100%

Freguesia de Mértola
Corte Gafo de Baixo

Informação complementar relativa à averiguação das situações de incumprimento dos VP (causas e medidas correctivas):

O Presidente da Câmara Municipal de Mértola

Jorge Paulo Colaço Rosa-

Data da publicação:
05 fevereiro de 2013

	Câmara Municipal de Mértola	CONTROLO DA QUALIDADE DA ÁGUA PARA CONSUMO HUMANO NAS ZONAS DE ABASTECIMENTO¹ DO CONCELHO DE MÉRTOLA	EDITAL n.º 19/2013
--	------------------------------------	--	---------------------------

Em conformidade com o Decreto-Lei n.º 306/2007, de 27 de agosto, procedeu-se à verificação da qualidade da água da rede pública, através de análises periódicas na torneira do consumidor, segundo o Programa de Controlo da Qualidade da Água (PCQA) aprovado pela autoridade competente (ERSAR).	4º TRIMESTRE 2012 01 outubro a 31 dezembro
--	---

Parâmetro (unidades)	Valor Paramétrico (VP) fixado no DL 306/2007	Valores obtidos		N.º Análises superiores VP	% Cumprimento do VP	N.º Análises (PCQA)		% Análises Realizadas
		Mínimo	Máximo			Agendadas	Realizadas	
Escherichia coli (N/100 ml)	0	0	0	0	100%	2	2	100%
Bactérias coliformes (N/100 ml)	0	0	0	0	100%	2	2	100%
Desinfetante residual (mg/L)	0,4	0,3	0,5	---	---	2	2	100%
Alumínio (µg/L Al)	200	<30	<30	0	100%	1	1	100%
Amónio (mg/L NH ₄)	0,50	<0,02	<0,02	0	100%	1	1	100%
Número de colónias a 22 °C (N/ml)	Sem alteração anormal	0	0	---	---	1	1	100%
Número de colónias a 37 °C (N/ml)	Sem alteração anormal	0	0	---	---	1	1	100%
Condutividade (µS/cm a 20°C)	2500	690	690	0	100%	1	1	100%
Clostridium perfringens (N/100ml)	0	0	0	0	100%	1	1	100%
Cor (mg/L PtCo)	20	<2	<2	0	100%	1	1	100%
pH (Unidades pH)	≥6,5 e ≤9	7,6	7,6	0	100%	1	1	100%
Ferro (µg/L Fe)	200	260	260	1	0%	1	1	100%
Manganês (µg/L Mn)	50	<15	<15	0	100%	1	1	100%
Nitratos ² (mg/L NO ₃)	50	2,3	2,3	0	100%	1	1	100%
Nitritos (mg/L NO ₂)	0,5	<0,02	<0,02	0	100%	1	1	100%
Oxidabilidade (mg/L O ₂)	5	<1	<1	0	100%	1	1	100%
Cheiro a 25°C (Factor de diluição)	3	<1	<1	0	100%	1	1	100%
Sabor a 25°C (Factor de diluição)	3	<1	<1	0	100%	1	1	100%
Turvação (NTU)	4	<0,5	<0,5	0	100%	1	1	100%
Antimónio (µg/L Sb)	5	<2	<2	0	100%	1	1	100%
Arsénio (µg/L As)	10	<1	<1	0	100%	1	1	100%
Benzeno (µg/L)	1,0	---	---	---	---	---	---	---
Benzo(a)pireno (µg/L)	0,010	<0,005	<0,005	0	100%	1	1	100%
Boro (mg/L B)	1,0	<0,25	<0,25	0	100%	1	1	100%
Bromatos (µg/L BrO ₃)	10	<6	<6	0	100%	1	1	100%
Cádmio (µg/L Cd)	5,0	<1	<1	0	100%	1	1	100%
Cálcio (mg/L Ca)	---	42	42	---	---	1	1	100%
Chumbo (µg/L Pb)	25	<5	<5	0	100%	1	1	100%
Cianetos (µg/L CN)	50	<12	<12	0	100%	1	1	100%
Cobre (mg/L Cu)	2,0	0,03	0,03	0	100%	1	1	100%
Crómio (µg/L Cr)	50	<10	<10	0	100%	1	1	100%
1,2 - dicloroetano (µg/L)	3,0	<0,4	<0,4	0	100%	1	1	100%
Dureza total (mg/L CaCO ₃)	---	183	183	---	---	1	1	100%
Enterococos (N/100 ml)	0	0	0	0	100%	1	1	100%
Fluoretos (mg/L F)	1,5	0,42	0,42	0	100%	1	1	100%
Magnésio (mg/L Mg)	---	19	19	---	---	1	1	100%
Mercurio (µg/L Hg)	1	<0,3	<0,3	0	100%	1	1	100%
Níquel (µg/L Ni)	20	<5	<5	0	100%	1	1	100%
Selénio (µg/L Se)	10	3	3	0	100%	1	1	100%
Cloretos (mg/L Cl)	250	100	100	0	100%	1	1	100%
Sódio (mg/L Na)	200	89	89	0	100%	1	1	100%
Sulfatos (mg/L SO ₄)	250	50	50	0	100%	1	1	100%
Tetracloroetano(µg/L)	---	2,6	2,6	---	---	1	1	100%
Tricloroetano(µg/L)	---	<0,35	<0,35	---	---	1	1	100%
Hidrocarbonetos Aromáticos Policíclicos (µg/L):	0,10	<0,01	<0,01	0	100%	1	1	100%
Benzo(b)fluoranteno (µg/L)	---	<0,01	<0,01	---	---	1	1	100%
Benzo(k)fluoranteno (µg/L)	---	<0,01	<0,01	---	---	1	1	100%
Benzo(ghi)perileno (µg/L)	---	<0,01	<0,01	---	---	1	1	100%
Indeno(1,2,3-cd)pireno(µg/L)	---	<0,01	<0,01	---	---	1	1	100%
Clorofórmio(µg/L)	---	<3	<3	---	---	1	1	100%
Bromofórmio(µg/L)	---	<3	<3	---	---	1	1	100%
Bromodichlorometano(µg/L)	---	<0,01	<0,01	---	---	1	1	100%
Dibromoclorometano(µg/L)	---	<3	<3	---	---	1	1	100%
Total:					97%	55	55	100%

Freguesia de Mértola
Corte Gafo de Cima

Informação complementar relativa à averiguação das situações de incumprimento dos VP (causas e medidas correctivas):

O Presidente da Câmara Municipal de Mértola Jorge Paulo Colaço Rosa-	Data da publicação: 05 fevereiro de 2013
---	---



Câmara Municipal de Mértola

**CONTROLO DA QUALIDADE DA ÁGUA PARA CONSUMO HUMANO
NAS ZONAS DE ABASTECIMENTO¹ DO CONCELHO DE MÉRTOLA**

EDITAL n.º 19/2013

Em conformidade com o Decreto-Lei n.º 306/2007, de 27 de agosto, procedeu-se à verificação da qualidade da água da rede pública, através de análises periódicas na torneira do consumidor, segundo o Programa de Controlo da Qualidade da Água (PCQA) aprovado pela autoridade competente (ERSAR).

**4º TRIMESTRE 2012
01 outubro a
31 dezembro**

Parâmetro (unidades)	Valor Paramétrico (VP) fixado no DL 306/2007	Valores obtidos		N.º Análises superiores VP	% Cumprimento do VP	N.º Análises (PCQA)		% Análises Realizadas
		Mínimo	Máximo			Agendadas	Realizadas	
Escherichia coli (N/100 ml)	0	0	0	0	100%	1	1	100%
Bactérias coliformes (N/100 ml)	0	0	0	0	100%	1	1	100%
Desinfetante residual (mg/L)	0,4	0,8	0,8	---	---	1	1	100%
Alumínio (µg/L Al)	200	---	---	---	---	---	---	---
Amónio (mg/L NH ₄)	0,50	---	---	---	---	---	---	---
Número de colónias a 22 °C (N/ml)	Sem alteração anormal	---	---	---	---	---	---	---
Número de colónias a 37 °C (N/ml)	Sem alteração anormal	---	---	---	---	---	---	---
Condutividade (µS/cm a 20°C)	2500	---	---	---	---	---	---	---
Clostridium perfringens (N/100ml)	0	---	---	---	---	---	---	---
Cor (mg/L PtCo)	20	---	---	---	---	---	---	---
pH (Unidades pH)	≥6,5 e ≤9	---	---	---	---	---	---	---
Ferro (µg/L Fe)	200	---	---	---	---	---	---	---
Manganês (µg/L Mn)	50	---	---	---	---	---	---	---
Nitratos ² (mg/L NO ₃)	50	---	---	---	---	---	---	---
Nitritos (mg/L NO ₂)	0,5	---	---	---	---	---	---	---
Oxidabilidade (mg/L O ₂)	5	---	---	---	---	---	---	---
Cheiro a 25°C (Factor de diluição)	3	---	---	---	---	---	---	---
Sabor a 25°C (Factor de diluição)	3	---	---	---	---	---	---	---
Turvação (NTU)	4	---	---	---	---	---	---	---
Antimónio (µg/L Sb)	5	---	---	---	---	---	---	---
Arsénio (µg/L As)	10	---	---	---	---	---	---	---
Benzeno (µg/L)	1,0	---	---	---	---	---	---	---
Benzo(a)pireno (µg/L)	0,010	---	---	---	---	---	---	---
Boro (mg/L B)	1,0	---	---	---	---	---	---	---
Bromatos (µg/L BrO ₃)	10	---	---	---	---	---	---	---
Cádmio (µg/L Cd)	5,0	---	---	---	---	---	---	---
Cálcio (mg/L Ca)	---	---	---	---	---	---	---	---
Chumbo (µg/L Pb)	25	---	---	---	---	---	---	---
Cianetos (µg/L CN)	50	---	---	---	---	---	---	---
Cobre (mg/L Cu)	2,0	---	---	---	---	---	---	---
Crómio (µg/L Cr)	50	---	---	---	---	---	---	---
1,2 - dicloroetano (µg/L)	3,0	---	---	---	---	---	---	---
Dureza total (mg/L CaCO ₃)	---	---	---	---	---	---	---	---
Enterococos (N/100 ml)	0	---	---	---	---	---	---	---
Fluoretos (mg/L F)	1,5	---	---	---	---	---	---	---
Magnésio (mg/L Mg)	---	---	---	---	---	---	---	---
Mercurio (µg/L Hg)	1	---	---	---	---	---	---	---
Níquel (µg/L Ni)	20	---	---	---	---	---	---	---
Selénio (µg/L Se)	10	---	---	---	---	---	---	---
Cloretos (mg/L Cl)	250	---	---	---	---	---	---	---
Sódio (mg/L Na)	200	---	---	---	---	---	---	---
Sulfatos (mg/L SO ₄)	250	---	---	---	---	---	---	---
Tetracloroetano(µg/L)	---	---	---	---	---	---	---	---
Tricloroetano(µg/L)	---	---	---	---	---	---	---	---
Hidrocarbonetos Aromáticos Policíclicos (µg/L):	0,10	---	---	---	---	---	---	---
Benzo(b)fluoranteno (µg/L)	---	---	---	---	---	---	---	---
Benzo(k)fluoranteno (µg/L)	---	---	---	---	---	---	---	---
Benzo(ghi)perileno (µg/L)	---	---	---	---	---	---	---	---
Indeno(1,2,3-cd)pireno(µg/L)	---	---	---	---	---	---	---	---
Clorofórmio(µg/L)	---	---	---	---	---	---	---	---
Bromofórmio(µg/L)	---	---	---	---	---	---	---	---
Bromodlorometano(µg/L)	---	---	---	---	---	---	---	---
Dibromoclorometano(µg/L)	---	---	---	---	---	---	---	---
Total:					100%	3	3	100%

 Freguesia de São João dos Caldeiros
Corte Pão e Água

Informação complementar relativa à averiguação das situações de incumprimento dos VP (causas e medidas correctivas):

O Presidente da Câmara Municipal de Mértola

Jorge Paulo Colaço Rosa-

 Data da publicação:
05 fevereiro de 2013

Câmara Municipal de Mértola		CONTROLO DA QUALIDADE DA ÁGUA PARA CONSUMO HUMANO NAS ZONAS DE ABASTECIMENTO ¹ DO CONCELHO DE MÉRTOLA				EDITAL n.º 19/2013		
Em conformidade com o Decreto-Lei n.º 306/2007, de 27 de agosto, procedeu-se à verificação da qualidade da água da rede pública, através de análises periódicas na torneira do consumidor, segundo o Programa de Controlo da Qualidade da Água (PCQA) aprovado pela autoridade competente (ERSAR).						4º TRIMESTRE 2012 01 outubro a 31 dezembro		
Parâmetro (unidades)	Valor Paramétrico (VP) fixado no DL 306/2007	Valores obtidos		N.º Análises superiores VP	% Cumprimento do VP	N.º Análises (PCQA)		% Análises Realizadas
		Mínimo	Máximo			Agendadas	Realizadas	
Escherichia coli (N/100 ml)	0	0	0	0	100%	1	1	100%
Bactérias coliformes (N/100 ml)	0	0	0	0	100%	1	1	100%
Desinfetante residual (mg/L)	0,4	0,5	0,5	---	---	1	1	100%
Alumínio (µg/L Al)	200	---	---	---	---	---	---	---
Amónio (mg/L NH ₄)	0,50	---	---	---	---	---	---	---
Número de colónias a 22 °C (N/ml)	Sem alteração anormal	---	---	---	---	---	---	---
Número de colónias a 37 °C (N/ml)	Sem alteração anormal	---	---	---	---	---	---	---
Condutividade (µS/cm a 20°C)	2500	---	---	---	---	---	---	---
Clostridium perfringens (N/100ml)	0	---	---	---	---	---	---	---
Cor (mg/L PCo)	20	---	---	---	---	---	---	---
pH (Unidades pH)	≥6,5 e ≤9	---	---	---	---	---	---	---
Ferro (µg/L Fe)	200	---	---	---	---	---	---	---
Manganês (µg/L Mn)	50	---	---	---	---	---	---	---
Nitratos ² (mg/L NO ₃)	50	---	---	---	---	---	---	---
Nitritos (mg/L NO ₂)	0,5	---	---	---	---	---	---	---
Oxidabilidade (mg/L O ₂)	5	---	---	---	---	---	---	---
Cheiro a 25°C (Factor de diluição)	3	---	---	---	---	---	---	---
Sabor a 25°C (Factor de diluição)	3	---	---	---	---	---	---	---
Turvação (NTU)	4	---	---	---	---	---	---	---
Antimónio (µg/L Sb)	5	---	---	---	---	---	---	---
Arsénio (µg/L As)	10	---	---	---	---	---	---	---
Benzeno (µg/L)	1,0	---	---	---	---	---	---	---
Benzo(a)pireno (µg/L)	0,010	---	---	---	---	---	---	---
Boro (mg/L B)	1,0	---	---	---	---	---	---	---
Bromatos (µg/L BrO ₃)	10	---	---	---	---	---	---	---
Cádmio (µg/L Cd)	5,0	---	---	---	---	---	---	---
Cálcio (mg/L Ca)	---	---	---	---	---	---	---	---
Chumbo (µg/L Pb)	25	---	---	---	---	---	---	---
Cianetos (µg/L CN)	50	---	---	---	---	---	---	---
Cobre (mg/L Cu)	2,0	---	---	---	---	---	---	---
Crómio (µg/L Cr)	50	---	---	---	---	---	---	---
1,2 - dicloroetano (µg/L)	3,0	---	---	---	---	---	---	---
Dureza total (mg/L CaCO ₃)	---	---	---	---	---	---	---	---
Enterococos (N/100 ml)	0	---	---	---	---	---	---	---
Fluoretos (mg/L F)	1,5	---	---	---	---	---	---	---
Magnésio (mg/L Mg)	---	---	---	---	---	---	---	---
Mercurio (µg/L Hg)	1	---	---	---	---	---	---	---
Níquel (µg/L Ni)	20	---	---	---	---	---	---	---
Selénio (µg/L Se)	10	---	---	---	---	---	---	---
Cloretos (mg/L Cl)	250	---	---	---	---	---	---	---
Sódio (mg/L Na)	200	---	---	---	---	---	---	---
Sulfatos (mg/L SO ₄)	250	---	---	---	---	---	---	---
Tetracloroetano(µg/L)	---	---	---	---	---	---	---	---
Tricloroetano(µg/L)	---	---	---	---	---	---	---	---
Hidrocarbonetos Aromáticos Policíclicos (µg/L):	0,10	---	---	---	---	---	---	---
Benzo(b)fluoranteno (µg/L)	---	---	---	---	---	---	---	---
Benzo(k)fluoranteno (µg/L)	---	---	---	---	---	---	---	---
Benzo(ghi)perileno (µg/L)	---	---	---	---	---	---	---	---
Indeno(1,2,3-cd)pireno(µg/L)	---	---	---	---	---	---	---	---
Clorofórmio(µg/L)	---	---	---	---	---	---	---	---
Bromofórmio(µg/L)	---	---	---	---	---	---	---	---
Bromodichlorometano(µg/L)	---	---	---	---	---	---	---	---
Dibromochlorometano(µg/L)	---	---	---	---	---	---	---	---
Total:					100%	3	3	100%
Freguesia de Alcaria Ruiva Corte Pequena								
Informação complementar relativa à averiguação das situações de incumprimento dos VP (causas e medidas correctivas):								
O Presidente da Câmara Municipal de Mértola						Data da publicação:		
Jorge Paulo Colaço Rosa-						05 fevereiro de 2013		

Câmara Municipal de Mértola		CONTROLO DA QUALIDADE DA ÁGUA PARA CONSUMO HUMANO NAS ZONAS DE ABASTECIMENTO ¹ DO CONCELHO DE MÉRTOLA				EDITAL n.º 19/2013		
Em conformidade com o Decreto-Lei n.º 306/2007, de 27 de agosto, procedeu-se à verificação da qualidade da água da rede pública, através de análises periódicas na torneira do consumidor, segundo o Programa de Controlo da Qualidade da Água (PCQA) aprovado pela autoridade competente (ERSAR).						4º TRIMESTRE 2012 01 outubro a 31 dezembro		
Parâmetro (unidades)	Valor Paramétrico (VP) fixado no DL 306/2007	Valores obtidos		N.º Análises superiores VP	% Cumprimento do VP	N.º Análises (PCQA)		% Análises Realizadas
		Mínimo	Máximo			Agendadas	Realizadas	
Escherichia coli (N/100 ml)	0	0	0	0	100%	1	1	100%
Bactérias coliformes (N/100 ml)	0	0	0	0	100%	1	1	100%
Desinfetante residual (mg/L)	0,4	0,4	0,4	---	---	1	1	100%
Alumínio (µg/L Al)	200	---	---	---	---	---	---	---
Amónio (mg/L NH ₄)	0,50	---	---	---	---	---	---	---
Número de colónias a 22 °C (N/ml)	Sem alteração anormal	---	---	---	---	---	---	---
Número de colónias a 37 °C (N/ml)	Sem alteração anormal	---	---	---	---	---	---	---
Condutividade (µS/cm a 20°C)	2500	---	---	---	---	---	---	---
Clostridium perfringens (N/100ml)	0	---	---	---	---	---	---	---
Cor (mg/L PCo)	20	---	---	---	---	---	---	---
pH (Unidades pH)	≥6,5 e ≤9	---	---	---	---	---	---	---
Ferro (µg/L Fe)	200	---	---	---	---	---	---	---
Manganês (µg/L Mn)	50	---	---	---	---	---	---	---
Nitratos ² (mg/L NO ₃)	50	---	---	---	---	---	---	---
Nitritos (mg/L NO ₂)	0,5	---	---	---	---	---	---	---
Oxidabilidade (mg/L O ₂)	5	---	---	---	---	---	---	---
Cheiro a 25°C (Factor de diluição)	3	---	---	---	---	---	---	---
Sabor a 25°C (Factor de diluição)	3	---	---	---	---	---	---	---
Turvação (NTU)	4	---	---	---	---	---	---	---
Antimónio (µg/L Sb)	5	---	---	---	---	---	---	---
Arsénio (µg/L As)	10	---	---	---	---	---	---	---
Benzeno (µg/L)	1,0	---	---	---	---	---	---	---
Benzo(a)pireno (µg/L)	0,010	---	---	---	---	---	---	---
Boro (mg/L B)	1,0	---	---	---	---	---	---	---
Bromatos (µg/L BrO ₃)	10	---	---	---	---	---	---	---
Cádmio (µg/L Cd)	5,0	---	---	---	---	---	---	---
Cálcio (mg/L Ca)	---	---	---	---	---	---	---	---
Chumbo (µg/L Pb)	25	---	---	---	---	---	---	---
Cianetos (µg/L CN)	50	---	---	---	---	---	---	---
Cobre (mg/L Cu)	2,0	---	---	---	---	---	---	---
Crómio (µg/L Cr)	50	---	---	---	---	---	---	---
1,2 - dicloroetano (µg/L)	3,0	---	---	---	---	---	---	---
Dureza total (mg/L CaCO ₃)	---	---	---	---	---	---	---	---
Enterococos (N/100 ml)	0	---	---	---	---	---	---	---
Fluoretos (mg/L F)	1,5	---	---	---	---	---	---	---
Magnésio (mg/L Mg)	---	---	---	---	---	---	---	---
Mercurio (µg/L Hg)	1	---	---	---	---	---	---	---
Níquel (µg/L Ni)	20	---	---	---	---	---	---	---
Selénio (µg/L Se)	10	---	---	---	---	---	---	---
Cloretos (mg/L Cl)	250	---	---	---	---	---	---	---
Sódio (mg/L Na)	200	---	---	---	---	---	---	---
Sulfatos (mg/L SO ₄)	250	---	---	---	---	---	---	---
Tetracloroetano(µg/L)	---	---	---	---	---	---	---	---
Tricloroetano(µg/L)	---	---	---	---	---	---	---	---
Hidrocarbonetos Aromáticos Policíclicos (µg/L):	0,10	---	---	---	---	---	---	---
Benzo(b)fluoranteno (µg/L)	---	---	---	---	---	---	---	---
Benzo(k)fluoranteno (µg/L)	---	---	---	---	---	---	---	---
Benzo(ghi)perileno (µg/L)	---	---	---	---	---	---	---	---
Indeno(1,2,3-cd)pireno(µg/L)	---	---	---	---	---	---	---	---
Clorofórmio(µg/L)	---	---	---	---	---	---	---	---
Bromofórmio(µg/L)	---	---	---	---	---	---	---	---
Bromodichlorometano(µg/L)	---	---	---	---	---	---	---	---
Dibromochlorometano(µg/L)	---	---	---	---	---	---	---	---
Total:					100%	3	3	100%
Freguesia de Mértola Corte Pequena								
Informação complementar relativa à averiguação das situações de incumprimento dos VP (causas e medidas correctivas):								
O Presidente da Câmara Municipal de Mértola						Data da publicação:		
Jorge Paulo Colaço Rosa-						05 fevereiro de 2013		

	Câmara Municipal de Mértola	CONTROLO DA QUALIDADE DA ÁGUA PARA CONSUMO HUMANO NAS ZONAS DE ABASTECIMENTO¹ DO CONCELHO DE MÉRTOLA	EDITAL n.º 19/2013
--	------------------------------------	--	---------------------------

Em conformidade com o Decreto-Lei n.º 306/2007, de 27 de agosto, procedeu-se à verificação da qualidade da água da rede pública, através de análises periódicas na torneira do consumidor, segundo o Programa de Controlo da Qualidade da Água (PCQA) aprovado pela autoridade competente (ERSAR).	4º TRIMESTRE 2012 01 outubro a 31 dezembro
--	---

Parâmetro (unidades)	Valor Paramétrico (VP) fixado no DL 306/2007	Valores obtidos		N.º Análises superiores VP	% Cumprimento do VP	N.º Análises (PCQA)		% Análises Realizadas
		Mínimo	Máximo			Agendadas	Realizadas	
Escherichia coli (N/100 ml)	0	0	0	0	100%	2	2	100%
Bactérias coliformes (N/100 ml)	0	0	0	0	100%	2	2	100%
Desinfetante residual (mg/L)	0,4	0,2	0,4	---	---	2	2	100%
Alumínio (µg/L Al)	200	<30	<30	0	100%	1	1	100%
Amónio (mg/L NH ₄)	0,50	<0,02	<0,02	0	100%	1	1	100%
Número de colónias a 22 °C (N/ml)	Sem alteração anormal	>300	>300	---	---	1	1	100%
Número de colónias a 37 °C (N/ml)	Sem alteração anormal	>300	>300	---	---	1	1	100%
Condutividade (µS/cm a 20°C)	2500	1400	1400	0	100%	1	1	100%
Clostridium perfringens (N/100ml)	0	0	0	0	100%	1	1	100%
Cor (mg/L PtCo)	20	<2	<2	0	100%	1	1	100%
pH (Unidades pH)	≥6,5 e ≤9	7,5	7,5	0	100%	1	1	100%
Ferro (µg/L Fe)	200	390	390	1	0%	1	1	100%
Manganês (µg/L Mn)	50	20	20	0	100%	1	1	100%
Nitratos ² (mg/L NO ₃)	50	---	---	---	---	---	---	---
Nitritos (mg/L NO ₂)	0,5	<0,02	<0,02	0	100%	1	1	100%
Oxidabilidade (mg/L O ₂)	5	<1	<1	0	100%	1	1	100%
Cheiro a 25°C (Factor de diluição)	3	<1	<1	0	100%	1	1	100%
Sabor a 25°C (Factor de diluição)	3	<1	<1	0	100%	1	1	100%
Turvação (NTU)	4	<0,5	<0,5	0	100%	1	1	100%
Antimónio (µg/L Sb)	5	---	---	---	---	---	---	---
Arsénio (µg/L As)	10	---	---	---	---	---	---	---
Benzeno (µg/L)	1,0	---	---	---	---	---	---	---
Benzo(a)pireno (µg/L)	0,010	<0,005	<0,005	0	100%	1	1	100%
Boro (mg/L B)	1,0	---	---	---	---	---	---	---
Bromatos (µg/L BrO ₃)	10	---	---	---	---	---	---	---
Cádmio (µg/L Cd)	5,0	---	---	---	---	---	---	---
Cálcio (mg/L Ca)	---	120	120	---	---	1	1	100%
Chumbo (µg/L Pb)	25	<5	<5	0	100%	1	1	100%
Cianetos (µg/L CN)	50	---	---	---	---	---	---	---
Cobre (mg/L Cu)	2,0	0,06	0,06	0	100%	1	1	100%
Crómio (µg/L Cr)	50	---	---	---	---	---	---	---
1,2 - dicloroetano (µg/L)	3,0	---	---	---	---	---	---	---
Dureza total (mg/L CaCO ₃)	---	431	431	---	---	1	1	100%
Enterococos (N/100 ml)	0	0	0	0	100%	1	1	100%
Fluoretos (mg/L F)	1,5	---	---	---	---	---	---	---
Magnésio (mg/L Mg)	---	32	32	---	---	1	1	100%
Mercurio (µg/L Hg)	1	---	---	---	---	---	---	---
Níquel (µg/L Ni)	20	<5	<5	0	100%	1	1	100%
Selénio (µg/L Se)	10	---	---	---	---	---	---	---
Cloretos (mg/L Cl)	250	---	---	---	---	---	---	---
Sódio (mg/L Na)	200	---	---	---	---	---	---	---
Sulfatos (mg/L SO ₄)	250	---	---	---	---	---	---	---
Tetracloroetano(µg/L)	---	---	---	---	---	---	---	---
Tricloroetano(µg/L)	---	---	---	---	---	---	---	---
Hidrocarbonetos Aromáticos Policíclicos (µg/L):	0,10	<0,01	<0,01	0	100%	1	1	100%
Benzo(b)fluoranteno (µg/L)	---	<0,01	<0,01	---	---	1	1	100%
Benzo(k)fluoranteno (µg/L)	---	<0,01	<0,01	---	---	1	1	100%
Benzo(ghi)perileno (µg/L)	---	<0,01	<0,01	---	---	1	1	100%
Indeno(1,2,3-cd)pireno(µg/L)	---	<0,01	<0,01	---	---	1	1	100%
Clorofórmio(µg/L)	---	<3	<3	---	---	1	1	100%
Bromofórmio(µg/L)	---	10	10	---	---	1	1	100%
Bromodlorometano(µg/L)	---	<0,01	<0,01	---	---	1	1	100%
Dibromoclorometano(µg/L)	---	<3	<3	---	---	1	1	100%
Total:					95%	38	38	100%

Freguesia de São Miguel do Pinheiro
Diogo Martins

Informação complementar relativa à averiguação das situações de incumprimento dos VP (causas e medidas correctivas):

O Presidente da Câmara Municipal de Mértola

Jorge Paulo Colaço Rosa-


Data da publicação:
05 fevereiro de 2013

Câmara Municipal de Mértola		CONTROLO DA QUALIDADE DA ÁGUA PARA CONSUMO HUMANO NAS ZONAS DE ABASTECIMENTO ¹ DO CONCELHO DE MÉRTOLA				EDITAL n.º 19/2013		
Em conformidade com o Decreto-Lei n.º 306/2007, de 27 de agosto, procedeu-se à verificação da qualidade da água da rede pública, através de análises periódicas na torneira do consumidor, segundo o Programa de Controlo da Qualidade da Água (PCQA) aprovado pela autoridade competente (ERSAR).						4º TRIMESTRE 2012 01 outubro a 31 dezembro		
Parâmetro (unidades)	Valor Paramétrico (VP) fixado no DL 306/2007	Valores obtidos		N.º Análises superiores VP	% Cumprimento do VP	N.º Análises (PCQA)		% Análises Realizadas
		Mínimo	Máximo			Agendadas	Realizadas	
Escherichia coli (N/100 ml)	0	0	0	0	100%	3	3	100%
Bactérias coliformes (N/100 ml)	0	0	0	0	100%	3	3	100%
Desinfetante residual (mg/L)	0,4	<0,1	0,4	---	---	3	3	100%
Alumínio (µg/L Al)	200	44	84	0	100%	3	3	100%
Amónio (mg/L NH ₄)	0,50	<0,02	<0,02	0	100%	3	3	100%
Número de colónias a 22 °C (N/ml)	Sem alteração anormal	130	>300	---	---	3	3	100%
Número de colónias a 37 °C (N/ml)	Sem alteração anormal	11	>300	---	---	3	3	100%
Condutividade (µS/cm a 20°C)	2500	610	700	0	100%	3	3	100%
Clostridium perfringens (N/100ml)	0	0	0	0	100%	3	3	100%
Cor (mg/L PtCo)	20	2	12	0	100%	3	3	100%
pH (Unidades pH)	≥6,5 e ≤9	8	8,1	0	100%	3	3	100%
Ferro (µg/L Fe)	200	<50	<50	0	100%	1	1	100%
Manganês (µg/L Mn)	50	<15	17	0	100%	3	3	100%
Nitratos ² (mg/L NO ₃)	50	---	---	---	---	---	---	---
Nitritos (mg/L NO ₂)	0,5	<0,02	<0,02	0	100%	1	1	100%
Oxidabilidade (mg/L O ₂)	5	2,7	3,5	0	100%	3	3	100%
Cheiro a 25°C (Factor de diluição)	3	<1	<1	0	100%	3	3	100%
Sabor a 25°C (Factor de diluição)	3	<1	<1	1	67%	3	3	100%
Turvação (NTU)	4	<0,5	21	1	67%	3	3	100%
Antimónio (µg/L Sb)	5	---	---	---	---	---	---	---
Arsénio (µg/L As)	10	---	---	---	---	---	---	---
Benzeno (µg/L)	1,0	---	---	---	---	---	---	---
Benzo(a)pireno (µg/L)	0,010	<0,005	<0,005	0	100%	1	1	100%
Boro (mg/L B)	1,0	---	---	---	---	---	---	---
Bromatos (µg/L BrO ₃)	10	---	---	---	---	---	---	---
Cádmio (µg/L Cd)	5,0	---	---	---	---	---	---	---
Cálcio (mg/L Ca)	---	66	66	---	---	1	1	100%
Chumbo (µg/L Pb)	25	<5	<5	0	100%	1	1	100%
Cianetos (µg/L CN)	50	---	---	---	---	---	---	---
Cobre (mg/L Cu)	2,0	0,04	0,04	0	100%	1	1	100%
Crómio (µg/L Cr)	50	---	---	---	---	---	---	---
1,2 - dicloroetano (µg/L)	3,0	---	---	---	---	---	---	---
Dureza total (mg/L CaCO ₃)	---	240	240	---	---	1	1	100%
Enterococos (N/100 ml)	0	0	0	0	100%	1	1	100%
Fluoretos (mg/L F)	1,5	---	---	---	---	---	---	---
Magnésio (mg/L Mg)	---	18	18	---	---	1	1	100%
Mercurio (µg/L Hg)	1	---	---	---	---	---	---	---
Níquel (µg/L Ni)	20	<5	<5	0	100%	1	1	100%
Selénio (µg/L Se)	10	---	---	---	---	---	---	---
Cloretos (mg/L Cl)	250	---	---	---	---	---	---	---
Sódio (mg/L Na)	200	---	---	---	---	---	---	---
Sulfatos (mg/L SO ₄)	250	---	---	---	---	---	---	---
Tetracloroetano(µg/L)	---	---	---	---	---	---	---	---
Tricloroetano(µg/L)	---	---	---	---	---	---	---	---
Hidrocarbonetos Aromáticos Policíclicos (µg/L):	0,10	<0,01	<0,01	0	100%	1	1	100%
Benzo(b)fluoranteno (µg/L)	---	<0,01	<0,01	---	---	1	1	100%
Benzo(k)fluoranteno (µg/L)	---	<0,01	<0,01	---	---	1	1	100%
Benzo(ghi)perileno (µg/L)	---	<0,01	<0,01	---	---	1	1	100%
Indeno(1,2,3-cd)pireno(µg/L)	---	<0,01	<0,01	---	---	1	1	100%
Clorofórmio(µg/L)	---	4	4	---	---	1	1	100%
Bromofórmio(µg/L)	---	5	5	---	---	1	1	100%
Bromodichlorometano(µg/L)	---	<0,01	<0,01	---	---	1	1	100%
Dibromodichlorometano(µg/L)	---	10	10	---	---	1	1	100%
Total:					97%	67	67	100%
Freguesia de Corte do Pinto, Mértola e Santana de Cambas Enxóe								
Informação complementar relativa à averiguação das situações de incumprimento dos VP (causas e medidas correctivas):								
O Presidente da Câmara Municipal de Mértola						Data da publicação:		
Jorge Paulo Colaço Rosa-						05 fevereiro de 2013		

Câmara Municipal de Mértola		CONTROLO DA QUALIDADE DA ÁGUA PARA CONSUMO HUMANO NAS ZONAS DE ABASTECIMENTO ¹ DO CONCELHO DE MÉRTOLA				EDITAL n.º 19/2013		
Em conformidade com o Decreto-Lei n.º 306/2007, de 27 de agosto, procedeu-se à verificação da qualidade da água da rede pública, através de análises periódicas na torneira do consumidor, segundo o Programa de Controlo da Qualidade da Água (PCQA) aprovado pela autoridade competente (ERSAR).						4º TRIMESTRE 2012 01 outubro a 31 dezembro		
Parâmetro (unidades)	Valor Paramétrico (VP) fixado no DL 306/2007	Valores obtidos		N.º Análises superiores VP	% Cumprimento do VP	N.º Análises (PCQA)		% Análises Realizadas
		Mínimo	Máximo			Agendadas	Realizadas	
Escherichia coli (N/100 ml)	0	0	0	0	100%	1	1	100%
Bactérias coliformes (N/100 ml)	0	0	0	0	100%	1	1	100%
Desinfetante residual (mg/L)	0,4	0,4	0,4	---	---	1	1	100%
Alumínio (µg/L Al)	200	---	---	---	---	---	---	---
Amónio (mg/L NH ₄)	0,50	---	---	---	---	---	---	---
Número de colónias a 22 °C (N/ml)	Sem alteração anormal	---	---	---	---	---	---	---
Número de colónias a 37 °C (N/ml)	Sem alteração anormal	---	---	---	---	---	---	---
Condutividade (µS/cm a 20°C)	2500	---	---	---	---	---	---	---
Clostridium perfringens (N/100ml)	0	---	---	---	---	---	---	---
Cor (mg/L PtCo)	20	---	---	---	---	---	---	---
pH (Unidades pH)	≥6,5 e ≤9	---	---	---	---	---	---	---
Ferro (µg/L Fe)	200	---	---	---	---	---	---	---
Manganês (µg/L Mn)	50	---	---	---	---	---	---	---
Nitratos ² (mg/L NO ₃)	50	---	---	---	---	---	---	---
Nitritos (mg/L NO ₂)	0,5	---	---	---	---	---	---	---
Oxidabilidade (mg/L O ₂)	5	---	---	---	---	---	---	---
Cheiro a 25°C (Factor de diluição)	3	---	---	---	---	---	---	---
Sabor a 25°C (Factor de diluição)	3	---	---	---	---	---	---	---
Turvação (NTU)	4	---	---	---	---	---	---	---
Antimónio (µg/L Sb)	5	---	---	---	---	---	---	---
Arsénio (µg/L As)	10	---	---	---	---	---	---	---
Benzeno (µg/L)	1,0	---	---	---	---	---	---	---
Benzo(a)pireno (µg/L)	0,010	---	---	---	---	---	---	---
Boro (mg/L B)	1,0	---	---	---	---	---	---	---
Bromatos (µg/L BrO ₃)	10	---	---	---	---	---	---	---
Cádmio (µg/L Cd)	5,0	---	---	---	---	---	---	---
Cálcio (mg/L Ca)	---	---	---	---	---	---	---	---
Chumbo (µg/L Pb)	25	---	---	---	---	---	---	---
Cianetos (µg/L CN)	50	---	---	---	---	---	---	---
Cobre (mg/L Cu)	2,0	---	---	---	---	---	---	---
Crómio (µg/L Cr)	50	---	---	---	---	---	---	---
1,2 - dicloroetano (µg/L)	3,0	---	---	---	---	---	---	---
Dureza total (mg/L CaCO ₃)	---	---	---	---	---	---	---	---
Enterococos (N/100 ml)	0	---	---	---	---	---	---	---
Fluoretos (mg/L F)	1,5	---	---	---	---	---	---	---
Magnésio (mg/L Mg)	---	---	---	---	---	---	---	---
Mercurio (µg/L Hg)	1	---	---	---	---	---	---	---
Níquel (µg/L Ni)	20	---	---	---	---	---	---	---
Selénio (µg/L Se)	10	---	---	---	---	---	---	---
Cloretos (mg/L Cl)	250	---	---	---	---	---	---	---
Sódio (mg/L Na)	200	---	---	---	---	---	---	---
Sulfatos (mg/L SO ₄)	250	---	---	---	---	---	---	---
Tetracloroetano(µg/L)	---	---	---	---	---	---	---	---
Tricloroetano(µg/L)	---	---	---	---	---	---	---	---
Hidrocarbonetos Aromáticos Policíclicos (µg/L):	0,10	---	---	---	---	---	---	---
Benzo(b)fluoranteno (µg/L)	---	---	---	---	---	---	---	---
Benzo(k)fluoranteno (µg/L)	---	---	---	---	---	---	---	---
Benzo(ghi)perileno (µg/L)	---	---	---	---	---	---	---	---
Indeno(1,2,3-cd)pireno(µg/L)	---	---	---	---	---	---	---	---
Clorofórmio(µg/L)	---	---	---	---	---	---	---	---
Bromofórmio(µg/L)	---	---	---	---	---	---	---	---
Bromodlorometano(µg/L)	---	---	---	---	---	---	---	---
Dibromoclorometano(µg/L)	---	---	---	---	---	---	---	---
Total:					100%	3	3	100%
Freguesia de São Miguel do Pinheiro Espargosa								
Informação complementar relativa à averiguação das situações de incumprimento dos VP (causas e medidas correctivas):								
O Presidente da Câmara Municipal de Mértola						Data da publicação:		
Jorge Paulo Colaço Rosa-						05 fevereiro de 2013		

Câmara Municipal de Mértola		CONTROLO DA QUALIDADE DA ÁGUA PARA CONSUMO HUMANO NAS ZONAS DE ABASTECIMENTO ¹ DO CONCELHO DE MÉRTOLA				EDITAL n.º 19/2013		
Em conformidade com o Decreto-Lei n.º 306/2007, de 27 de agosto, procedeu-se à verificação da qualidade da água da rede pública, através de análises periódicas na torneira do consumidor, segundo o Programa de Controlo da Qualidade da Água (PCQA) aprovado pela autoridade competente (ERSAR).						4º TRIMESTRE 2012 01 outubro a 31 dezembro		
Parâmetro (unidades)	Valor Paramétrico (VP) fixado no DL 306/2007	Valores obtidos		N.º Análises superiores VP	% Cumprimento do VP	N.º Análises (PCQA)		% Análises Realizadas
		Mínimo	Máximo			Agendadas	Realizadas	
Escherichia coli (N/100 ml)	0	0	0	0	100%	1	1	100%
Bactérias coliformes (N/100 ml)	0	0	0	0	100%	1	1	100%
Desinfetante residual (mg/L)	0,4	0,1	0,1	---	---	1	1	100%
Alumínio (µg/L Al)	200	---	---	---	---	---	---	---
Amónio (mg/L NH ₄)	0,50	---	---	---	---	---	---	---
Número de colónias a 22 °C (N/ml)	Sem alteração anormal	---	---	---	---	---	---	---
Número de colónias a 37 °C (N/ml)	Sem alteração anormal	---	---	---	---	---	---	---
Condutividade (µS/cm a 20°C)	2500	---	---	---	---	---	---	---
Clostridium perfringens (N/100ml)	0	---	---	---	---	---	---	---
Cor (mg/L PtCo)	20	---	---	---	---	---	---	---
pH (Unidades pH)	≥6,5 e ≤9	---	---	---	---	---	---	---
Ferro (µg/L Fe)	200	---	---	---	---	---	---	---
Manganês (µg/L Mn)	50	---	---	---	---	---	---	---
Nitratos ² (mg/L NO ₃)	50	---	---	---	---	---	---	---
Nitritos (mg/L NO ₂)	0,5	---	---	---	---	---	---	---
Oxidabilidade (mg/L O ₂)	5	---	---	---	---	---	---	---
Cheiro a 25°C (Factor de diluição)	3	---	---	---	---	---	---	---
Sabor a 25°C (Factor de diluição)	3	---	---	---	---	---	---	---
Turvação (NTU)	4	---	---	---	---	---	---	---
Antimónio (µg/L Sb)	5	---	---	---	---	---	---	---
Arsénio (µg/L As)	10	---	---	---	---	---	---	---
Benzeno (µg/L)	1,0	---	---	---	---	---	---	---
Benzo(a)pireno (µg/L)	0,010	---	---	---	---	---	---	---
Boro (mg/L B)	1,0	---	---	---	---	---	---	---
Bromatos (µg/L BrO ₃)	10	---	---	---	---	---	---	---
Cádmio (µg/L Cd)	5,0	---	---	---	---	---	---	---
Cálcio (mg/L Ca)	---	---	---	---	---	---	---	---
Chumbo (µg/L Pb)	25	---	---	---	---	---	---	---
Cianetos (µg/L CN)	50	---	---	---	---	---	---	---
Cobre (mg/L Cu)	2,0	---	---	---	---	---	---	---
Crómio (µg/L Cr)	50	---	---	---	---	---	---	---
1,2 - dicloroetano (µg/L)	3,0	---	---	---	---	---	---	---
Dureza total (mg/L CaCO ₃)	---	---	---	---	---	---	---	---
Enterococos (N/100 ml)	0	---	---	---	---	---	---	---
Fluoretos (mg/L F)	1,5	---	---	---	---	---	---	---
Magnésio (mg/L Mg)	---	---	---	---	---	---	---	---
Mercurio (µg/L Hg)	1	---	---	---	---	---	---	---
Níquel (µg/L Ni)	20	---	---	---	---	---	---	---
Selénio (µg/L Se)	10	---	---	---	---	---	---	---
Cloretos (mg/L Cl)	250	---	---	---	---	---	---	---
Sódio (mg/L Na)	200	---	---	---	---	---	---	---
Sulfatos (mg/L SO ₄)	250	---	---	---	---	---	---	---
Tetracloroetano(µg/L)	---	---	---	---	---	---	---	---
Tricloroetano(µg/L)	---	---	---	---	---	---	---	---
Hidrocarbonetos Aromáticos Policíclicos (µg/L):	0,10	---	---	---	---	---	---	---
Benzo(b)fluoranteno (µg/L)	---	---	---	---	---	---	---	---
Benzo(k)fluoranteno (µg/L)	---	---	---	---	---	---	---	---
Benzo(ghi)perileno (µg/L)	---	---	---	---	---	---	---	---
Indeno(1,2,3-cd)pireno(µg/L)	---	---	---	---	---	---	---	---
Clorofórmio(µg/L)	---	---	---	---	---	---	---	---
Bromofórmio(µg/L)	---	---	---	---	---	---	---	---
Bromodichlorometano(µg/L)	---	---	---	---	---	---	---	---
Dibromochlorometano(µg/L)	---	---	---	---	---	---	---	---
Total:					100%	3	3	100%
Freguesia de Espírito santo Espírito santo								
Informação complementar relativa à averiguação das situações de incumprimento dos VP (causas e medidas correctivas):								
O Presidente da Câmara Municipal de Mértola						Data da publicação:		
Jorge Paulo Colaço Rosa-						05 fevereiro de 2013		

Câmara Municipal de Mértola		CONTROLO DA QUALIDADE DA ÁGUA PARA CONSUMO HUMANO NAS ZONAS DE ABASTECIMENTO ¹ DO CONCELHO DE MÉRTOLA				EDITAL n.º 19/2013		
Em conformidade com o Decreto-Lei n.º 306/2007, de 27 de agosto, procedeu-se à verificação da qualidade da água da rede pública, através de análises periódicas na torneira do consumidor, segundo o Programa de Controlo da Qualidade da Água (PCQA) aprovado pela autoridade competente (ERSAR).						4º TRIMESTRE 2012 01 outubro a 31 dezembro		
Parâmetro (unidades)	Valor Paramétrico (VP) fixado no DL 306/2007	Valores obtidos		N.º Análises superiores VP	% Cumprimento do VP	N.º Análises (PCQA)		% Análises Realizadas
		Mínimo	Máximo			Agendadas	Realizadas	
Escherichia coli (N/100 ml)	0	0	0	0	100%	1	1	100%
Bactérias coliformes (N/100 ml)	0	0	0	0	100%	1	1	100%
Desinfetante residual (mg/L)	0,4	0,1	0,1	---	---	1	1	100%
Alumínio (µg/L Al)	200	---	---	---	---	---	---	---
Amónio (mg/L NH ₄)	0,50	---	---	---	---	---	---	---
Número de colónias a 22 °C (N/ml)	Sem alteração anormal	---	---	---	---	---	---	---
Número de colónias a 37 °C (N/ml)	Sem alteração anormal	---	---	---	---	---	---	---
Condutividade (µS/cm a 20°C)	2500	---	---	---	---	---	---	---
Clostridium perfringens (N/100ml)	0	---	---	---	---	---	---	---
Cor (mg/L PtCo)	20	---	---	---	---	---	---	---
pH (Unidades pH)	≥6,5 e ≤9	---	---	---	---	---	---	---
Ferro (µg/L Fe)	200	---	---	---	---	---	---	---
Manganês (µg/L Mn)	50	---	---	---	---	---	---	---
Nitratos ² (mg/L NO ₃)	50	---	---	---	---	---	---	---
Nitritos (mg/L NO ₂)	0,5	---	---	---	---	---	---	---
Oxidabilidade (mg/L O ₂)	5	---	---	---	---	---	---	---
Cheiro a 25°C (Factor de diluição)	3	---	---	---	---	---	---	---
Sabor a 25°C (Factor de diluição)	3	---	---	---	---	---	---	---
Turvação (NTU)	4	---	---	---	---	---	---	---
Antimónio (µg/L Sb)	5	---	---	---	---	---	---	---
Arsénio (µg/L As)	10	---	---	---	---	---	---	---
Benzeno (µg/L)	1,0	---	---	---	---	---	---	---
Benzo(a)pireno (µg/L)	0,010	---	---	---	---	---	---	---
Boro (mg/L B)	1,0	---	---	---	---	---	---	---
Bromatos (µg/L BrO ₃)	10	---	---	---	---	---	---	---
Cádmio (µg/L Cd)	5,0	---	---	---	---	---	---	---
Cálcio (mg/L Ca)	---	---	---	---	---	---	---	---
Chumbo (µg/L Pb)	25	---	---	---	---	---	---	---
Cianetos (µg/L CN)	50	---	---	---	---	---	---	---
Cobre (mg/L Cu)	2,0	---	---	---	---	---	---	---
Crómio (µg/L Cr)	50	---	---	---	---	---	---	---
1,2 - dicloroetano (µg/L)	3,0	---	---	---	---	---	---	---
Dureza total (mg/L CaCO ₃)	---	---	---	---	---	---	---	---
Enterococos (N/100 ml)	0	---	---	---	---	---	---	---
Fluoretos (mg/L F)	1,5	---	---	---	---	---	---	---
Magnésio (mg/L Mg)	---	---	---	---	---	---	---	---
Mercurio (µg/L Hg)	1	---	---	---	---	---	---	---
Níquel (µg/L Ni)	20	---	---	---	---	---	---	---
Selénio (µg/L Se)	10	---	---	---	---	---	---	---
Cloretos (mg/L Cl)	250	---	---	---	---	---	---	---
Sódio (mg/L Na)	200	---	---	---	---	---	---	---
Sulfatos (mg/L SO ₄)	250	---	---	---	---	---	---	---
Tetracloroetano(µg/L)	---	---	---	---	---	---	---	---
Tricloroetano(µg/L)	---	---	---	---	---	---	---	---
Hidrocarbonetos Aromáticos Policíclicos (µg/L):	0,10	---	---	---	---	---	---	---
Benzo(b)fluoranteno (µg/L)	---	---	---	---	---	---	---	---
Benzo(k)fluoranteno (µg/L)	---	---	---	---	---	---	---	---
Benzo(ghi)perileno (µg/L)	---	---	---	---	---	---	---	---
Indeno(1,2,3-cd)pireno(µg/L)	---	---	---	---	---	---	---	---
Clorofórmio(µg/L)	---	---	---	---	---	---	---	---
Bromofórmio(µg/L)	---	---	---	---	---	---	---	---
Bromodichlorometano(µg/L)	---	---	---	---	---	---	---	---
Dibromochlorometano(µg/L)	---	---	---	---	---	---	---	---
Total:					100%	3	3	1
Freguesia de Santana de Cambas Formoa								
Informação complementar relativa à averiguação das situações de incumprimento dos VP (causas e medidas correctivas):								
O Presidente da Câmara Municipal de Mértola						Data da publicação:		
Jorge Paulo Colaço Rosa-						05 fevereiro de 2013		

 Câmara Municipal de Mértola	CONTROLO DA QUALIDADE DA ÁGUA PARA CONSUMO HUMANO NAS ZONAS DE ABASTECIMENTO¹ DO CONCELHO DE MÉRTOLA	EDITAL n.º 19/2013
--	--	---------------------------

Em conformidade com o Decreto-Lei n.º 306/2007, de 27 de agosto, procedeu-se à verificação da qualidade da água da rede pública, através de análises periódicas na torneira do consumidor, segundo o Programa de Controlo da Qualidade da Água (PCQA) aprovado pela autoridade competente (ERSAR).	4º TRIMESTRE 2012 01 outubro a 31 dezembro
--	---


Parâmetro (unidades)	Valor Paramétrico (VP) fixado no DL 306/2007	Valores obtidos		N.º Análises superiores VP	% Cumprimento do VP	N.º Análises (PCQA)		% Análises Realizadas
		Mínimo	Máximo			Agendadas	Realizadas	
Escherichia coli (N/100 ml)	0	0	0	0	100%	1	1	100%
Bactérias coliformes (N/100 ml)	0	0	0	0	100%	1	1	100%
Desinfetante residual (mg/L)	0,4	0,6	0,6	---	---	1	1	100%
Alumínio (µg/L Al)	200	---	---	---	---	---	---	---
Amónio (mg/L NH ₄)	0,50	---	---	---	---	---	---	---
Número de colónias a 22 °C (N/ml)	Sem alteração anormal	---	---	---	---	---	---	---
Número de colónias a 37 °C (N/ml)	Sem alteração anormal	---	---	---	---	---	---	---
Condutividade (µS/cm a 20°C)	2500	---	---	---	---	---	---	---
Clostridium perfringens (N/100ml)	0	---	---	---	---	---	---	---
Cor (mg/L PCo)	20	---	---	---	---	---	---	---
pH (Unidades pH)	≥6,5 e ≤9	---	---	---	---	---	---	---
Ferro (µg/L Fe)	200	---	---	---	---	---	---	---
Manganês (µg/L Mn)	50	---	---	---	---	---	---	---
Nitratos ² (mg/L NO ₃)	50	---	---	---	---	---	---	---
Nitritos (mg/L NO ₂)	0,5	---	---	---	---	---	---	---
Oxidabilidade (mg/L O ₂)	5	---	---	---	---	---	---	---
Cheiro a 25°C (Factor de diluição)	3	---	---	---	---	---	---	---
Sabor a 25°C (Factor de diluição)	3	---	---	---	---	---	---	---
Turvação (NTU)	4	---	---	---	---	---	---	---
Antimónio (µg/L Sb)	5	---	---	---	---	---	---	---
Arsénio (µg/L As)	10	---	---	---	---	---	---	---
Benzeno (µg/L)	1,0	---	---	---	---	---	---	---
Benzo(a)pireno (µg/L)	0,010	---	---	---	---	---	---	---
Boro (mg/L B)	1,0	---	---	---	---	---	---	---
Bromatos (µg/L BrO ₃)	10	---	---	---	---	---	---	---
Cádmio (µg/L Cd)	5,0	---	---	---	---	---	---	---
Cálcio (mg/L Ca)	---	---	---	---	---	---	---	---
Chumbo (µg/L Pb)	25	---	---	---	---	---	---	---
Cianetos (µg/L CN)	50	---	---	---	---	---	---	---
Cobre (mg/L Cu)	2,0	---	---	---	---	---	---	---
Crómio (µg/L Cr)	50	---	---	---	---	---	---	---
1,2 - dicloroetano (µg/L)	3,0	---	---	---	---	---	---	---
Dureza total (mg/L CaCO ₃)	---	---	---	---	---	---	---	---
Enterococos (N/100 ml)	0	---	---	---	---	---	---	---
Fluoretos (mg/L F)	1,5	---	---	---	---	---	---	---
Magnésio (mg/L Mg)	---	---	---	---	---	---	---	---
Mercurio (µg/L Hg)	1	---	---	---	---	---	---	---
Níquel (µg/L Ni)	20	---	---	---	---	---	---	---
Selénio (µg/L Se)	10	---	---	---	---	---	---	---
Cloretos (mg/L Cl)	250	---	---	---	---	---	---	---
Sódio (mg/L Na)	200	---	---	---	---	---	---	---
Sulfatos (mg/L SO ₄)	250	---	---	---	---	---	---	---
Tetracloroetano(µg/L)	---	---	---	---	---	---	---	---
Tricloroetano(µg/L)	---	---	---	---	---	---	---	---
Hidrocarbonetos Aromáticos Policíclicos (µg/L):	0,10	---	---	---	---	---	---	---
Benzo(b)fluoranteno (µg/L)	---	---	---	---	---	---	---	---
Benzo(k)fluoranteno (µg/L)	---	---	---	---	---	---	---	---
Benzo(ghi)perileno (µg/L)	---	---	---	---	---	---	---	---
Indeno(1,2,3-cd)pireno(µg/L)	---	---	---	---	---	---	---	---
Clorofórmio(µg/L)	---	---	---	---	---	---	---	---
Bromofórmio(µg/L)	---	---	---	---	---	---	---	---
Bromodlorometano(µg/L)	---	---	---	---	---	---	---	---
Dibromoclorometano(µg/L)	---	---	---	---	---	---	---	---
Total:					100%	3	3	100%

Freguesia de São Miguel do Pinheiro
Góis

Informação complementar relativa à averiguação das situações de incumprimento dos VP (causas e medidas correctivas):

O Presidente da Câmara Municipal de Mértola
Jorge Paulo Colaço Rosa-

Data da publicação:
05 fevereiro de 2013

 Câmara Municipal de Mértola	CONTROLO DA QUALIDADE DA ÁGUA PARA CONSUMO HUMANO NAS ZONAS DE ABASTECIMENTO¹ DO CONCELHO DE MÉRTOLA	EDITAL n.º 19/2013
--	--	---------------------------


Em conformidade com o Decreto-Lei n.º 306/2007, de 27 de agosto, procedeu-se à verificação da qualidade da água da rede pública, através de análises periódicas na torneira do consumidor, segundo o Programa de Controlo da Qualidade da Água (PCQA) aprovado pela autoridade competente (ERSAR).	4º TRIMESTRE 2012 01 outubro a 31 dezembro
--	---

Parâmetro (unidades)	Valor Paramétrico (VP) fixado no DL 306/2007	Valores obtidos		N.º Análises superiores VP	% Cumprimento do VP	N.º Análises (PCQA)		% Análises Realizadas
		Mínimo	Máximo			Agendadas	Realizadas	
Escherichia coli (N/100 ml)	0	0	0	0	100%	1	1	100%
Bactérias coliformes (N/100 ml)	0	0	3	1	0%	1	1	100%
Desinfetante residual (mg/L)	0,4	0,1	0,1	---	---	1	1	100%
Alumínio (µg/L Al)	200	---	---	---	---	---	---	---
Amónio (mg/L NH ₄)	0,50	---	---	---	---	---	---	---
Número de colónias a 22 °C (N/ml)	Sem alteração anormal	---	---	---	---	---	---	---
Número de colónias a 37 °C (N/ml)	Sem alteração anormal	---	---	---	---	---	---	---
Condutividade (µS/cm a 20°C)	2500	---	---	---	---	---	---	---
Clostridium perfringens (N/100ml)	0	---	---	---	---	---	---	---
Cor (mg/L PtCo)	20	---	---	---	---	---	---	---
pH (Unidades pH)	≥6,5 e ≤9	---	---	---	---	---	---	---
Ferro (µg/L Fe)	200	---	---	---	---	---	---	---
Manganês (µg/L Mn)	50	---	---	---	---	---	---	---
Nitratos ² (mg/L NO ₃)	50	<2	<2	0	100%	1	1	100%
Nitritos (mg/L NO ₂)	0,5	---	---	---	---	---	---	---
Oxidabilidade (mg/L O ₂)	5	---	---	---	---	---	---	---
Cheiro a 25°C (Factor de diluição)	3	---	---	---	---	---	---	---
Sabor a 25°C (Factor de diluição)	3	---	---	---	---	---	---	---
Turvação (NTU)	4	---	---	---	---	---	---	---
Antimónio (µg/L Sb)	5	<2	<2	0	100%	1	1	100%
Arsénio (µg/L As)	10	2	2	0	100%	1	1	100%
Benzeno (µg/L)	1,0	---	---	---	---	---	---	---
Benzo(a)pireno (µg/L)	0,010	---	---	---	---	---	---	---
Boro (mg/L B)	1,0	<0,25	<0,25	0	100%	1	1	100%
Bromatos (µg/L BrO ₃)	10	6	6	0	100%	1	1	100%
Cádmio (µg/L Cd)	5,0	<1	<1	0	100%	1	1	100%
Cálcio (mg/L Ca)	---	---	---	---	---	---	---	---
Chumbo (µg/L Pb)	25	---	---	---	---	---	---	---
Cianetos (µg/L CN)	50	<12	<12	0	100%	1	1	100%
Cobre (mg/L Cu)	2,0	---	---	---	---	---	---	---
Crómio (µg/L Cr)	50	<10	<10	0	100%	1	1	100%
1,2 - dicloroetano (µg/L)	3,0	<0,4	<0,4	0	100%	1	1	100%
Dureza total (mg/L CaCO ₃)	---	---	---	---	---	---	---	---
Enterococos (N/100 ml)	0	---	---	---	---	---	---	---
Fluoretos (mg/L F)	1,5	0,38	0,38	0	100%	1	1	100%
Magnésio (mg/L Mg)	---	---	---	---	---	---	---	---
Mercurio (µg/L Hg)	1	<0,3	<0,3	0	100%	1	1	100%
Níquel (µg/L Ni)	20	---	---	---	---	---	---	---
Selénio (µg/L Se)	10	<1	<1	0	100%	1	1	100%
Cloretos (mg/L Cl)	250	150	150	0	100%	1	1	100%
Sódio (mg/L Na)	200	97	97	0	100%	1	1	100%
Sulfatos (mg/L SO ₄)	250	30	30	0	100%	1	1	100%
Tetracloroetano(µg/L)	---	1,1	1,1	---	---	1	1	100%
Tricloroetano(µg/L)	---	<0,35	<0,35	---	---	1	1	100%
Hidrocarbonetos Aromáticos Policíclicos (µg/L):	0,10	---	---	---	---	---	---	---
Benzo(b)fluoranteno (µg/L)	---	---	---	---	---	---	---	---
Benzo(k)fluoranteno (µg/L)	---	---	---	---	---	---	---	---
Benzo(ghi)perileno (µg/L)	---	---	---	---	---	---	---	---
Indeno(1,2,3-cd)pireno(µg/L)	---	---	---	---	---	---	---	---
Clorofórmio(µg/L)	---	---	---	---	---	---	---	---
Bromofórmio(µg/L)	---	---	---	---	---	---	---	---
Bromodichlorometano(µg/L)	---	---	---	---	---	---	---	---
Dibromoclorometano(µg/L)	---	---	---	---	---	---	---	---
Total:					94%	20	20	100%

Freguesia de Alcaria Ruiva
João Serra

Informação complementar relativa à averiguação das situações de incumprimento dos VP (causas e medidas correctivas):

O Presidente da Câmara Municipal de Mértola Jorge Paulo Colaço Rosa-	Data da publicação: 05 fevereiro de 2013
---	---

 Câmara Municipal de Mértola	CONTROLO DA QUALIDADE DA ÁGUA PARA CONSUMO HUMANO NAS ZONAS DE ABASTECIMENTO¹ DO CONCELHO DE MÉRTOLA	EDITAL n.º 19/2013
--	--	---------------------------

Em conformidade com o Decreto-Lei n.º 306/2007, de 27 de agosto, procedeu-se à verificação da qualidade da água da rede pública, através de análises periódicas na torneira do consumidor, segundo o Programa de Controlo da Qualidade da Água (PCQA) aprovado pela autoridade competente (ERSAR).	4º TRIMESTRE 2012 01 outubro a 31 dezembro
--	---

Parâmetro (unidades)	Valor Paramétrico (VP) fixado no DL 306/2007	Valores obtidos		N.º Análises superiores VP	% Cumprimento do VP	N.º Análises (PCQA)		% Análises Realizadas
		Mínimo	Máximo			Agendadas	Realizadas	
Escherichia coli (N/100 ml)	0	0	0	0	100%	2	2	100%
Bactérias coliformes (N/100 ml)	0	0	0	0	100%	2	2	100%
Desinfetante residual (mg/L)	0,4	0,2	0,4	---	---	2	2	100%
Alumínio (µg/L Al)	200	<30	<30	0	100%	1	1	100%
Amónio (mg/L NH ₄)	0,50	<0,02	<0,02	0	100%	1	1	100%
Número de colónias a 22 °C (N/ml)	Sem alteração anormal	0	0	---	---	1	1	100%
Número de colónias a 37 °C (N/ml)	Sem alteração anormal	0	0	---	---	1	1	100%
Condutividade (µS/cm a 20°C)	2500	1800	1800	0	100%	1	1	100%
Clostridium perfringens (N/100ml)	0	0	0	0	100%	1	1	100%
Cor (mg/L PtCo)	20	<2	<2	0	100%	1	1	100%
pH (Unidades pH)	≥6,5 e ≤9	7,2	7,2	0	100%	1	1	100%
Ferro (µg/L Fe)	200	<50	<50	0	100%	1	1	100%
Manganês (µg/L Mn)	50	<15	<15	0	100%	1	1	100%
Nitratos ² (mg/L NO ₃)	50	12	12	0	100%	1	1	100%
Nitritos (mg/L NO ₂)	0,5	<0,02	<0,02	0	100%	1	1	100%
Oxidabilidade (mg/L O ₂)	5	<1	<1	0	100%	1	1	100%
Cheiro a 25°C (Factor de diluição)	3	<1	<1	0	100%	1	1	100%
Sabor a 25°C (Factor de diluição)	3	<1	<1	0	100%	1	1	100%
Turvação (NTU)	4	<0,5	<0,5	0	100%	1	1	100%
Antimónio (µg/L Sb)	5	<3,5	<3,5	0	100%	1	1	100%
Arsénio (µg/L As)	10	<10	<10	0	100%	1	1	100%
Benzeno (µg/L)	1,0	<0,5	<0,5	0	100%	1	1	100%
Benzo(a)pireno (µg/L)	0,010	<0,005	<0,005	0	100%	1	1	100%
Boro (mg/L B)	1,0	<0,3	<0,3	0	100%	1	1	100%
Bromatos (µg/L BrO ₃)	10	<5	<5	0	100%	1	1	100%
Cádmio (µg/L Cd)	5,0	<1	<1	0	100%	1	1	100%
Cálcio (mg/L Ca)	---	350	350	---	---	1	1	100%
Chumbo (µg/L Pb)	25	<5	<5	0	100%	1	1	100%
Cianetos (µg/L CN)	50	<15	<15	0	100%	1	1	100%
Cobre (mg/L Cu)	2,0	0,02	0,02	0	100%	1	1	100%
Crómio (µg/L Cr)	50	<2	<2	0	100%	1	1	100%
1,2 - dicloroetano (µg/L)	3,0	<1	<1	0	100%	1	1	100%
Dureza total (mg/L CaCO ₃)	---	1076	1076	---	---	1	1	100%
Enterococos (N/100 ml)	0	0	0	0	100%	1	1	100%
Fluoretos (mg/L F)	1,5	0,2	0,2	0	100%	1	1	100%
Magnésio (mg/L Mg)	---	49	49	---	---	1	1	100%
Mercurio (µg/L Hg)	1	<1	<1	0	100%	1	1	100%
Níquel (µg/L Ni)	20	<5	<5	0	100%	1	1	100%
Selénio (µg/L Se)	10	<10	<10	0	100%	1	1	100%
Cloretos (mg/L Cl)	250	310	310	1	0%	1	1	100%
Sódio (mg/L Na)	200	290	290	1	0%	1	1	100%
Sulfatos (mg/L SO ₄)	250	86	86	0	100%	1	1	100%
Tetracloroetano(µg/L)	---	<1	<1	---	---	1	1	100%
Tricloroetano(µg/L)	---	<1	<1	---	---	1	1	100%
Hidrocarbonetos Aromáticos Policíclicos (µg/L):	0,10	<0,01	<0,01	0	100%	1	1	100%
Benzo(b)fluoranteno (µg/L)	---	<0,01	<0,01	---	---	1	1	100%
Benzo(k)fluoranteno (µg/L)	---	<0,01	<0,01	---	---	1	1	100%
Benzo(ghi)perileno (µg/L)	---	<0,01	<0,01	---	---	1	1	100%
Indeno(1,2,3-cd)pireno(µg/L)	---	<0,01	<0,01	---	---	1	1	100%
Clorofórmio(µg/L)	---	<3	<3	---	---	1	1	100%
Bromofórmio(µg/L)	---	<3	<3	---	---	1	1	100%
Bromodlorometano(µg/L)	---	<0,01	<0,01	---	---	1	1	100%
Dibromoclorometano(µg/L)	---	<3	<3	---	---	1	1	100%
Total:					95%	56	56	100%

Freguesia de São Miguel do Pinheiro

Lobato


Informação complementar relativa à averiguação das situações de incumprimento dos VP (causas e medidas correctivas):

O Presidente da Câmara Municipal de Mértola

Jorge Paulo Colaço Rosa-

Data da publicação:

05 fevereiro de 2013

 Câmara Municipal de Mértola	CONTROLO DA QUALIDADE DA ÁGUA PARA CONSUMO HUMANO NAS ZONAS DE ABASTECIMENTO¹ DO CONCELHO DE MÉRTOLA	EDITAL n.º 19/2013
--	--	---------------------------

Em conformidade com o Decreto-Lei n.º 306/2007, de 27 de agosto, procedeu-se à verificação da qualidade da água da rede pública, através de análises periódicas na torneira do consumidor, segundo o Programa de Controlo da Qualidade da Água (PCQA) aprovado pela autoridade competente (ERSAR).	4º TRIMESTRE 2012 01 outubro a 31 dezembro
--	---

Parâmetro (unidades)	Valor Paramétrico (VP) fixado no DL 306/2007	Valores obtidos		N.º Análises superiores VP	% Cumprimento do VP	N.º Análises (PCQA)		% Análises Realizadas
		Mínimo	Máximo			Agendadas	Realizadas	
Escherichia coli (N/100 ml)	0	0	0	0	100%	1	1	100%
Bactérias coliformes (N/100 ml)	0	0	0	0	100%	1	1	100%
Desinfetante residual (mg/L)	0,4	0,6	0,6	---	---	1	1	100%
Alumínio (µg/L Al)	200	---	---	---	---	---	---	---
Amónio (mg/L NH ₄)	0,50	---	---	---	---	---	---	---
Número de colónias a 22 °C (N/ml)	Sem alteração anormal	---	---	---	---	---	---	---
Número de colónias a 37 °C (N/ml)	Sem alteração anormal	---	---	---	---	---	---	---
Condutividade (µS/cm a 20°C)	2500	---	---	---	---	---	---	---
Clostridium perfringens (N/100ml)	0	---	---	---	---	---	---	---
Cor (mg/L PtCo)	20	---	---	---	---	---	---	---
pH (Unidades pH)	≥6,5 e ≤9	---	---	---	---	---	---	---
Ferro (µg/L Fe)	200	---	---	---	---	---	---	---
Manganês (µg/L Mn)	50	---	---	---	---	---	---	---
Nitratos ² (mg/L NO ₃)	50	---	---	---	---	---	---	---
Nitritos (mg/L NO ₂)	0,5	---	---	---	---	---	---	---
Oxidabilidade (mg/L O ₂)	5	---	---	---	---	---	---	---
Cheiro a 25°C (Factor de diluição)	3	---	---	---	---	---	---	---
Sabor a 25°C (Factor de diluição)	3	---	---	---	---	---	---	---
Turvação (NTU)	4	---	---	---	---	---	---	---
Antimónio (µg/L Sb)	5	---	---	---	---	---	---	---
Arsénio (µg/L As)	10	---	---	---	---	---	---	---
Benzeno (µg/L)	1,0	---	---	---	---	---	---	---
Benzo(a)pireno (µg/L)	0,010	---	---	---	---	---	---	---
Boro (mg/L B)	1,0	---	---	---	---	---	---	---
Bromatos (µg/L BrO ₃)	10	---	---	---	---	---	---	---
Cádmio (µg/L Cd)	5,0	---	---	---	---	---	---	---
Cálcio (mg/L Ca)	---	---	---	---	---	---	---	---
Chumbo (µg/L Pb)	25	---	---	---	---	---	---	---
Cianetos (µg/L CN)	50	---	---	---	---	---	---	---
Cobre (mg/L Cu)	2,0	---	---	---	---	---	---	---
Crómio (µg/L Cr)	50	---	---	---	---	---	---	---
1,2 - dicloroetano (µg/L)	3,0	---	---	---	---	---	---	---
Dureza total (mg/L CaCO ₃)	---	---	---	---	---	---	---	---
Enterococos (N/100 ml)	0	---	---	---	---	---	---	---
Fluoretos (mg/L F)	1,5	---	---	---	---	---	---	---
Magnésio (mg/L Mg)	---	---	---	---	---	---	---	---
Mercurio (µg/L Hg)	1	---	---	---	---	---	---	---
Níquel (µg/L Ni)	20	---	---	---	---	---	---	---
Selénio (µg/L Se)	10	---	---	---	---	---	---	---
Cloretos (mg/L Cl)	250	---	---	---	---	---	---	---
Sódio (mg/L Na)	200	---	---	---	---	---	---	---
Sulfatos (mg/L SO ₄)	250	---	---	---	---	---	---	---
Tetracloroetano(µg/L)	---	---	---	---	---	---	---	---
Tricloroetano(µg/L)	---	---	---	---	---	---	---	---
Hidrocarbonetos Aromáticos Policíclicos (µg/L):	0,10	---	---	---	---	---	---	---
Benzo(b)fluoranteno (µg/L)	---	---	---	---	---	---	---	---
Benzo(k)fluoranteno (µg/L)	---	---	---	---	---	---	---	---
Benzo(ghi)perileno (µg/L)	---	---	---	---	---	---	---	---
Indeno(1,2,3-cd)pireno(µg/L)	---	---	---	---	---	---	---	---
Clorofórmio(µg/L)	---	---	---	---	---	---	---	---
Bromofórmio(µg/L)	---	---	---	---	---	---	---	---
Bromodichlorometano(µg/L)	---	---	---	---	---	---	---	---
Dibromoclorometano(µg/L)	---	---	---	---	---	---	---	---
Total:					100%	3	3	

Freguesia de Mértola
Lombardos

Informação complementar relativa à averiguação das situações de incumprimento dos VP (causas e medidas correctivas):

O Presidente da Câmara Municipal de Mértola

Jorge Paulo Colaço Rosa-

Data da publicação:
05 fevereiro de 2013

Câmara Municipal de Mértola		CONTROLO DA QUALIDADE DA ÁGUA PARA CONSUMO HUMANO NAS ZONAS DE ABASTECIMENTO ¹ DO CONCELHO DE MÉRTOLA				EDITAL n.º 19/2013		
Em conformidade com o Decreto-Lei n.º 306/2007, de 27 de agosto, procedeu-se à verificação da qualidade da água da rede pública, através de análises periódicas na torneira do consumidor, segundo o Programa de Controlo da Qualidade da Água (PCQA) aprovado pela autoridade competente (ERSAR).						4º TRIMESTRE 2012 01 outubro a 31 dezembro		
Parâmetro (unidades)	Valor Paramétrico (VP) fixado no DL 306/2007	Valores obtidos		N.º Análises superiores VP	% Cumprimento do VP	N.º Análises (PCQA)		% Análises Realizadas
		Mínimo	Máximo			Agendadas	Realizadas	
Escherichia coli (N/100 ml)	0	0	0	0	100%	1	1	100%
Bactérias coliformes (N/100 ml)	0	0	0	0	100%	1	1	100%
Desinfetante residual (mg/L)	0,4	0,3	0,3	---	---	1	1	100%
Alumínio (µg/L Al)	200	---	---	---	---	---	---	---
Amónio (mg/L NH ₄)	0,50	---	---	---	---	---	---	---
Número de colónias a 22 °C (N/ml)	Sem alteração anormal	---	---	---	---	---	---	---
Número de colónias a 37 °C (N/ml)	Sem alteração anormal	---	---	---	---	---	---	---
Condutividade (µS/cm a 20°C)	2500	---	---	---	---	---	---	---
Clostridium perfringens (N/100ml)	0	---	---	---	---	---	---	---
Cor (mg/L PCo)	20	---	---	---	---	---	---	---
pH (Unidades pH)	≥6,5 e ≤9	---	---	---	---	---	---	---
Ferro (µg/L Fe)	200	---	---	---	---	---	---	---
Manganês (µg/L Mn)	50	---	---	---	---	---	---	---
Nitratos ² (mg/L NO ₃)	50	---	---	---	---	---	---	---
Nitritos (mg/L NO ₂)	0,5	---	---	---	---	---	---	---
Oxidabilidade (mg/L O ₂)	5	---	---	---	---	---	---	---
Cheiro a 25°C (Factor de diluição)	3	---	---	---	---	---	---	---
Sabor a 25°C (Factor de diluição)	3	---	---	---	---	---	---	---
Turvação (NTU)	4	---	---	---	---	---	---	---
Antimónio (µg/L Sb)	5	---	---	---	---	---	---	---
Arsénio (µg/L As)	10	---	---	---	---	---	---	---
Benzeno (µg/L)	1,0	---	---	---	---	---	---	---
Benzo(a)pireno (µg/L)	0,010	---	---	---	---	---	---	---
Boro (mg/L B)	1,0	---	---	---	---	---	---	---
Bromatos (µg/L BrO ₃)	10	---	---	---	---	---	---	---
Cádmio (µg/L Cd)	5,0	---	---	---	---	---	---	---
Cálcio (mg/L Ca)	---	---	---	---	---	---	---	---
Chumbo (µg/L Pb)	25	---	---	---	---	---	---	---
Cianetos (µg/L CN)	50	---	---	---	---	---	---	---
Cobre (mg/L Cu)	2,0	---	---	---	---	---	---	---
Crómio (µg/L Cr)	50	---	---	---	---	---	---	---
1,2 - dicloroetano (µg/L)	3,0	---	---	---	---	---	---	---
Dureza total (mg/L CaCO ₃)	---	---	---	---	---	---	---	---
Enterococos (N/100 ml)	0	---	---	---	---	---	---	---
Fluoretos (mg/L F)	1,5	---	---	---	---	---	---	---
Magnésio (mg/L Mg)	---	---	---	---	---	---	---	---
Mercurio (µg/L Hg)	1	---	---	---	---	---	---	---
Níquel (µg/L Ni)	20	---	---	---	---	---	---	---
Selénio (µg/L Se)	10	---	---	---	---	---	---	---
Cloretos (mg/L Cl)	250	---	---	---	---	---	---	---
Sódio (mg/L Na)	200	---	---	---	---	---	---	---
Sulfatos (mg/L SO ₄)	250	---	---	---	---	---	---	---
Tetracloreto (µg/L)	---	---	---	---	---	---	---	---
Tricloreto (µg/L)	---	---	---	---	---	---	---	---
Hidrocarbonetos Aromáticos Policíclicos (µg/L):	0,10	---	---	---	---	---	---	---
Benzo(b)fluoranteno (µg/L)	---	---	---	---	---	---	---	---
Benzo(k)fluoranteno (µg/L)	---	---	---	---	---	---	---	---
Benzo(ghi)perileno (µg/L)	---	---	---	---	---	---	---	---
Indeno(1,2,3-cd)pireno(µg/L)	---	---	---	---	---	---	---	---
Clorofórmio(µg/L)	---	---	---	---	---	---	---	---
Bromofórmio(µg/L)	---	---	---	---	---	---	---	---
Bromodichlorometano(µg/L)	---	---	---	---	---	---	---	---
Dibromochlorometano(µg/L)	---	---	---	---	---	---	---	---
Total:					100%	3	3	100%
Freguesia de São Miguel do Pinheiro Manuel Galo								
Informação complementar relativa à averiguação das situações de incumprimento dos VP (causas e medidas correctivas):								
O Presidente da Câmara Municipal de Mértola						Data da publicação:		
Jorge Paulo Colaço Rosa-						05 fevereiro de 2013		

Câmara Municipal de Mértola		CONTROLO DA QUALIDADE DA ÁGUA PARA CONSUMO HUMANO NAS ZONAS DE ABASTECIMENTO ¹ DO CONCELHO DE MÉRTOLA				EDITAL n.º 19/2013		
Em conformidade com o Decreto-Lei n.º 306/2007, de 27 de agosto, procedeu-se à verificação da qualidade da água da rede pública, através de análises periódicas na torneira do consumidor, segundo o Programa de Controlo da Qualidade da Água (PCQA) aprovado pela autoridade competente (ERSAR).						4º TRIMESTRE 2012 01 outubro a 31 dezembro		
Parâmetro (unidades)	Valor Paramétrico (VP) fixado no DL 306/2007	Valores obtidos		N.º Análises superiores VP	% Cumprimento do VP	N.º Análises (PCQA)		% Análises Realizadas
		Mínimo	Máximo			Agendadas	Realizadas	
Escherichia coli (N/100 ml)	0	0	0	0	100%	1	1	100%
Bactérias coliformes (N/100 ml)	0	0	0	0	100%	1	1	100%
Desinfetante residual (mg/L)	0,4	<0,1	<0,1	---	---	1	1	100%
Alumínio (µg/L Al)	200	---	---	---	---	---	---	---
Amónio (mg/L NH ₄)	0,50	---	---	---	---	---	---	---
Número de colónias a 22 °C (N/ml)	Sem alteração anormal	---	---	---	---	---	---	---
Número de colónias a 37 °C (N/ml)	Sem alteração anormal	---	---	---	---	---	---	---
Condutividade (µS/cm a 20°C)	2500	---	---	---	---	---	---	---
Clostridium perfringens (N/100ml)	0	---	---	---	---	---	---	---
Cor (mg/L PtCo)	20	---	---	---	---	---	---	---
pH (Unidades pH)	≥6,5 e ≤9	---	---	---	---	---	---	---
Ferro (µg/L Fe)	200	---	---	---	---	---	---	---
Manganês (µg/L Mn)	50	---	---	---	---	---	---	---
Nitratos ² (mg/L NO ₃)	50	---	---	---	---	---	---	---
Nitritos (mg/L NO ₂)	0,5	---	---	---	---	---	---	---
Oxidabilidade (mg/L O ₂)	5	---	---	---	---	---	---	---
Cheiro a 25°C (Factor de diluição)	3	---	---	---	---	---	---	---
Sabor a 25°C (Factor de diluição)	3	---	---	---	---	---	---	---
Turvação (NTU)	4	---	---	---	---	---	---	---
Antimónio (µg/L Sb)	5	---	---	---	---	---	---	---
Arsénio (µg/L As)	10	---	---	---	---	---	---	---
Benzeno (µg/L)	1,0	---	---	---	---	---	---	---
Benzo(a)pireno (µg/L)	0,010	---	---	---	---	---	---	---
Boro (mg/L B)	1,0	---	---	---	---	---	---	---
Bromatos (µg/L BrO ₃)	10	---	---	---	---	---	---	---
Cádmio (µg/L Cd)	5,0	---	---	---	---	---	---	---
Cálcio (mg/L Ca)	---	---	---	---	---	---	---	---
Chumbo (µg/L Pb)	25	---	---	---	---	---	---	---
Cianetos (µg/L CN)	50	---	---	---	---	---	---	---
Cobre (mg/L Cu)	2,0	---	---	---	---	---	---	---
Crómio (µg/L Cr)	50	---	---	---	---	---	---	---
1,2 - dicloroetano (µg/L)	3,0	---	---	---	---	---	---	---
Dureza total (mg/L CaCO ₃)	---	---	---	---	---	---	---	---
Enterococos (N/100 ml)	0	---	---	---	---	---	---	---
Fluoretos (mg/L F)	1,5	---	---	---	---	---	---	---
Magnésio (mg/L Mg)	---	---	---	---	---	---	---	---
Mercurio (µg/L Hg)	1	---	---	---	---	---	---	---
Níquel (µg/L Ni)	20	---	---	---	---	---	---	---
Selénio (µg/L Se)	10	---	---	---	---	---	---	---
Cloretos (mg/L Cl)	250	---	---	---	---	---	---	---
Sódio (mg/L Na)	200	---	---	---	---	---	---	---
Sulfatos (mg/L SO ₄)	250	---	---	---	---	---	---	---
Tetracloroetano(µg/L)	---	---	---	---	---	---	---	---
Tricloroetano(µg/L)	---	---	---	---	---	---	---	---
Hidrocarbonetos Aromáticos Policíclicos (µg/L):	0,10	---	---	---	---	---	---	---
Benzo(b)fluoranteno (µg/L)	---	---	---	---	---	---	---	---
Benzo(k)fluoranteno (µg/L)	---	---	---	---	---	---	---	---
Benzo(ghi)perileno (µg/L)	---	---	---	---	---	---	---	---
Indeno(1,2,3-cd)pireno(µg/L)	---	---	---	---	---	---	---	---
Clorofórmio(µg/L)	---	---	---	---	---	---	---	---
Bromofórmio(µg/L)	---	---	---	---	---	---	---	---
Bromodichlorometano(µg/L)	---	---	---	---	---	---	---	---
Dibromoclorometano(µg/L)	---	---	---	---	---	---	---	---
Total:					100%	3	3	100%
Freguesia de São João dos Caldeiros Martinhanes								
Informação complementar relativa à averiguação das situações de incumprimento dos VP (causas e medidas correctivas):								
O Presidente da Câmara Municipal de Mértola						Data da publicação:		
Jorge Paulo Colaço Rosa-						05 fevereiro de 2013		

Câmara Municipal de Mértola		CONTROLO DA QUALIDADE DA ÁGUA PARA CONSUMO HUMANO NAS ZONAS DE ABASTECIMENTO ¹ DO CONCELHO DE MÉRTOLA				EDITAL n.º 19/2013		
Em conformidade com o Decreto-Lei n.º 306/2007, de 27 de agosto, procedeu-se à verificação da qualidade da água da rede pública, através de análises periódicas na torneira do consumidor, segundo o Programa de Controlo da Qualidade da Água (PCQA) aprovado pela autoridade competente (ERSAR).						4º TRIMESTRE 2012 01 outubro a 31 dezembro		
Parâmetro (unidades)	Valor Paramétrico (VP) fixado no DL 306/2007	Valores obtidos		N.º Análises superiores VP	% Cumprimento do VP	N.º Análises (PCQA)		% Análises Realizadas
		Mínimo	Máximo			Agendadas	Realizadas	
Escherichia coli (N/100 ml)	0	0	0	0	100%	1	1	100%
Bactérias coliformes (N/100 ml)	0	0	0	0	100%	1	1	100%
Desinfetante residual (mg/L)	0,4	<0,1	<0,1	---	---	1	1	100%
Alumínio (µg/L Al)	200	---	---	---	---	---	---	---
Amónio (mg/L NH ₄)	0,50	---	---	---	---	---	---	---
Número de colónias a 22 °C (N/ml)	Sem alteração anormal	---	---	---	---	---	---	---
Número de colónias a 37 °C (N/ml)	Sem alteração anormal	---	---	---	---	---	---	---
Condutividade (µS/cm a 20°C)	2500	---	---	---	---	---	---	---
Clostridium perfringens (N/100ml)	0	---	---	---	---	---	---	---
Cor (mg/L PCo)	20	---	---	---	---	---	---	---
pH (Unidades pH)	≥6,5 e ≤9	---	---	---	---	---	---	---
Ferro (µg/L Fe)	200	---	---	---	---	---	---	---
Manganês (µg/L Mn)	50	---	---	---	---	---	---	---
Nitratos ² (mg/L NO ₃)	50	---	---	---	---	---	---	---
Nitritos (mg/L NO ₂)	0,5	---	---	---	---	---	---	---
Oxidabilidade (mg/L O ₂)	5	---	---	---	---	---	---	---
Cheiro a 25°C (Factor de diluição)	3	---	---	---	---	---	---	---
Sabor a 25°C (Factor de diluição)	3	---	---	---	---	---	---	---
Turvação (NTU)	4	---	---	---	---	---	---	---
Antimónio (µg/L Sb)	5	---	---	---	---	---	---	---
Arsénio (µg/L As)	10	---	---	---	---	---	---	---
Benzeno (µg/L)	1,0	---	---	---	---	---	---	---
Benzo(a)pireno (µg/L)	0,010	---	---	---	---	---	---	---
Boro (mg/L B)	1,0	---	---	---	---	---	---	---
Bromatos (µg/L BrO ₃)	10	---	---	---	---	---	---	---
Cádmio (µg/L Cd)	5,0	---	---	---	---	---	---	---
Cálcio (mg/L Ca)	---	---	---	---	---	---	---	---
Chumbo (µg/L Pb)	25	---	---	---	---	---	---	---
Cianetos (µg/L CN)	50	---	---	---	---	---	---	---
Cobre (mg/L Cu)	2,0	---	---	---	---	---	---	---
Crómio (µg/L Cr)	50	---	---	---	---	---	---	---
1,2 - dicloroetano (µg/L)	3,0	---	---	---	---	---	---	---
Dureza total (mg/L CaCO ₃)	---	---	---	---	---	---	---	---
Enterococos (N/100 ml)	0	---	---	---	---	---	---	---
Fluoretos (mg/L F)	1,5	---	---	---	---	---	---	---
Magnésio (mg/L Mg)	---	---	---	---	---	---	---	---
Mercurio (µg/L Hg)	1	---	---	---	---	---	---	---
Níquel (µg/L Ni)	20	---	---	---	---	---	---	---
Selénio (µg/L Se)	10	---	---	---	---	---	---	---
Cloretos (mg/L Cl)	250	---	---	---	---	---	---	---
Sódio (mg/L Na)	200	---	---	---	---	---	---	---
Sulfatos (mg/L SO ₄)	250	---	---	---	---	---	---	---
Tetracloroetano(µg/L)	---	---	---	---	---	---	---	---
Tricloroetano(µg/L)	---	---	---	---	---	---	---	---
Hidrocarbonetos Aromáticos Policíclicos (µg/L):	0,10	---	---	---	---	---	---	---
Benzo(b)fluoranteno (µg/L)	---	---	---	---	---	---	---	---
Benzo(k)fluoranteno (µg/L)	---	---	---	---	---	---	---	---
Benzo(ghi)perileno (µg/L)	---	---	---	---	---	---	---	---
Indeno(1,2,3-cd)pireno(µg/L)	---	---	---	---	---	---	---	---
Clorofórmio(µg/L)	---	---	---	---	---	---	---	---
Bromofórmio(µg/L)	---	---	---	---	---	---	---	---
Bromodichlorometano(µg/L)	---	---	---	---	---	---	---	---
Dibromochlorometano(µg/L)	---	---	---	---	---	---	---	---
Total:					100%	3	3	100%
Freguesia de Espírito Santo Mesquita								
Informação complementar relativa à averiguação das situações de incumprimento dos VP (causas e medidas correctivas):								
O Presidente da Câmara Municipal de Mértola						Data da publicação:		
Jorge Paulo Colaço Rosa-						05 fevereiro de 2013		

 Câmara Municipal de Mértola	CONTROLO DA QUALIDADE DA ÁGUA PARA CONSUMO HUMANO NAS ZONAS DE ABASTECIMENTO¹ DO CONCELHO DE MÉRTOLA	EDITAL n.º 19/2013
--	--	---------------------------

Em conformidade com o Decreto-Lei n.º 306/2007, de 27 de agosto, procedeu-se à verificação da qualidade da água da rede pública, através de análises periódicas na torneira do consumidor, segundo o Programa de Controlo da Qualidade da Água (PCQA) aprovado pela autoridade competente (ERSAR).

4º TRIMESTRE 2012
01 outubro a
31 dezembro

Parâmetro (unidades)	Valor Paramétrico (VP) fixado no DL 306/2007	Valores obtidos		N.º Análises superiores VP	% Cumprimento do VP	N.º Análises (PCQA)		% Análises Realizadas
		Mínimo	Máximo			Agendadas	Realizadas	
Escherichia coli (N/100 ml)	0	0	0	0	100%	2	2	100%
Bactérias coliformes (N/100 ml)	0	0	0	0	100%	2	2	100%
Desinfetante residual (mg/L)	0,4	0,2	0,4	---	---	2	2	100%
Alumínio (µg/L Al)	200	41	41	0	100%	1	1	100%
Amónio (mg/L NH ₄)	0,50	<0,02	<0,02	0	100%	1	1	100%
Número de colónias a 22 °C (N/ml)	Sem alteração anormal	0	0	---	---	1	1	100%
Número de colónias a 37 °C (N/ml)	Sem alteração anormal	0	0	---	---	1	1	100%
Condutividade (µS/cm a 20°C)	2500	790	790	0	100%	1	1	100%
Clostridium perfringens (N/100ml)	0	0	0	0	100%	1	1	100%
Cor (mg/L PtCo)	20	<2	<2	0	100%	1	1	100%
pH (Unidades pH)	≥6,5 e ≤9	7,7	7,7	0	100%	1	1	100%
Ferro (µg/L Fe)	200	<50	<50	0	100%	1	1	100%
Manganês (µg/L Mn)	50	<15	<15	0	100%	1	1	100%
Nitratos ² (mg/L NO ₃)	50	28	28	0	100%	1	1	100%
Nitritos (mg/L NO ₂)	0,5	<0,02	<0,02	0	100%	1	1	100%
Oxidabilidade (mg/L O ₂)	5	<1	<1	0	100%	1	1	100%
Cheiro a 25°C (Factor de diluição)	3	<1	<1	0	100%	1	1	100%
Sabor a 25°C (Factor de diluição)	3	<1	<1	0	100%	1	1	100%
Turvação (NTU)	4	<0,5	<0,5	0	100%	1	1	100%
Antimónio (µg/L Sb)	5	<3,5	<3,5	0	100%	1	1	100%
Arsénio (µg/L As)	10	<10	<10	0	100%	1	1	100%
Benzeno (µg/L)	1,0	<0,5	<0,5	0	100%	1	1	100%
Benzo(a)pireno (µg/L)	0,010	<0,005	<0,005	0	100%	1	1	100%
Boro (mg/L B)	1,0	<0,3	<0,3	0	100%	1	1	100%
Bromatos (µg/L BrO ₃)	10	<5	<5	0	100%	1	1	100%
Cádmio (µg/L Cd)	5,0	<1	<1	0	100%	1	1	100%
Cálcio (mg/L Ca)	---	62	62	---	---	1	1	100%
Chumbo (µg/L Pb)	25	<5	<5	0	100%	1	1	100%
Cianetos (µg/L CN)	50	<15	<15	0	100%	1	1	100%
Cobre (mg/L Cu)	2,0	0,02	0,02	0	100%	1	1	100%
Crómio (µg/L Cr)	50	<2	<2	0	100%	1	1	100%
1,2 - dicloroetano (µg/L)	3,0	<1	<1	0	100%	1	1	100%
Dureza total (mg/L CaCO ₃)	---	237	237	---	---	1	1	100%
Enterococos (N/100 ml)	0	0	0	0	100%	1	1	100%
Fluoretos (mg/L F)	1,5	0,9	0,9	0	100%	1	1	100%
Magnésio (mg/L Mg)	---	20	20	---	---	1	1	100%
Mercurio (µg/L Hg)	1	<1	<1	0	100%	1	1	100%
Níquel (µg/L Ni)	20	13	13	0	100%	1	1	100%
Selénio (µg/L Se)	10	<10	<10	0	100%	1	1	100%
Cloretos (mg/L Cl)	250	77	77	0	100%	1	1	100%
Sódio (mg/L Na)	200	120	120	0	100%	1	1	100%
Sulfatos (mg/L SO ₄)	250	30	30	0	100%	1	1	100%
Tetracloroetano(µg/L)	---	<1	<1	---	---	1	1	100%
Tricloroetano(µg/L)	---	<1	<1	---	---	1	1	100%
Hidrocarbonetos Aromáticos Policíclicos (µg/L):	0,10	<0,01	<0,01	0	100%	1	1	100%
Benzo(b)fluoranteno (µg/L)	---	<0,01	<0,01	---	---	1	1	100%
Benzo(k)fluoranteno (µg/L)	---	<0,01	<0,01	---	---	1	1	100%
Benzo(ghi)perileno (µg/L)	---	<0,01	<0,01	---	---	1	1	100%
Indeno(1,2,3-cd)pireno(µg/L)	---	<0,01	<0,01	---	---	1	1	100%
Clorofórmio(µg/L)	---	<3	<3	---	---	1	1	100%
Bromofórmio(µg/L)	---	<3	<3	---	---	1	1	100%
Bromodiclorometano(µg/L)	---	<0,01	<0,01	---	---	1	1	100%
Dibromoclorometano(µg/L)	---	<3	<3	---	---	1	1	100%
Total:					100%	56	56	100%


Freguesia de Espírito Santo
Moinhos de Vento

Informação complementar relativa à averiguação das situações de incumprimento dos VP (causas e medidas correctivas):

O Presidente da Câmara Municipal de Mértola

Jorge Paulo Colaço Rosa-

Data da publicação:
05 fevereiro de 2013

 Câmara Municipal de Mértola	CONTROLO DA QUALIDADE DA ÁGUA PARA CONSUMO HUMANO NAS ZONAS DE ABASTECIMENTO¹ DO CONCELHO DE MÉRTOLA	EDITAL n.º 19/2013
--	--	---------------------------

Em conformidade com o Decreto-Lei n.º 306/2007, de 27 de agosto, procedeu-se à verificação da qualidade da água da rede pública, através de análises periódicas na torneira do consumidor, segundo o Programa de Controlo da Qualidade da Água (PCQA) aprovado pela autoridade competente (ERSAR).	4º TRIMESTRE 2012 01 outubro a 31 dezembro
--	---

Parâmetro (unidades)	Valor Paramétrico (VP) fixado no DL 306/2007	Valores obtidos		N.º Análises superiores VP	% Cumprimento do VP	N.º Análises (PCQA)		% Análises Realizadas
		Mínimo	Máximo			Agendadas	Realizadas	
Escherichia coli (N/100 ml)	0	0	0	0	100%	1	1	100%
Bactérias coliformes (N/100 ml)	0	0	0	0	100%	1	1	100%
Desinfetante residual (mg/L)	0,4	0,3	0,3	---	---	1	1	100%
Alumínio (µg/L Al)	200	---	---	---	---	---	---	---
Amónio (mg/L NH ₄)	0,50	---	---	---	---	---	---	---
Número de colónias a 22 °C (N/ml)	Sem alteração anormal	---	---	---	---	---	---	---
Número de colónias a 37 °C (N/ml)	Sem alteração anormal	---	---	---	---	---	---	---
Condutividade (µS/cm a 20°C)	2500	---	---	---	---	---	---	---
Clostridium perfringens (N/100ml)	0	---	---	---	---	---	---	---
Cor (mg/L PtCo)	20	---	---	---	---	---	---	---
pH (Unidades pH)	≥6,5 e ≤9	---	---	---	---	---	---	---
Ferro (µg/L Fe)	200	---	---	---	---	---	---	---
Manganês (µg/L Mn)	50	---	---	---	---	---	---	---
Nitratos ² (mg/L NO ₃)	50	---	---	---	---	---	---	---
Nitritos (mg/L NO ₂)	0,5	---	---	---	---	---	---	---
Oxidabilidade (mg/L O ₂)	5	---	---	---	---	---	---	---
Cheiro a 25°C (Factor de diluição)	3	---	---	---	---	---	---	---
Sabor a 25°C (Factor de diluição)	3	---	---	---	---	---	---	---
Turvação (NTU)	4	---	---	---	---	---	---	---
Antimónio (µg/L Sb)	5	---	---	---	---	---	---	---
Arsénio (µg/L As)	10	---	---	---	---	---	---	---
Benzeno (µg/L)	1,0	---	---	---	---	---	---	---
Benzo(a)pireno (µg/L)	0,010	---	---	---	---	---	---	---
Boro (mg/L B)	1,0	---	---	---	---	---	---	---
Bromatos (µg/L BrO ₃)	10	---	---	---	---	---	---	---
Cádmio (µg/L Cd)	5,0	---	---	---	---	---	---	---
Cálcio (mg/L Ca)	---	---	---	---	---	---	---	---
Chumbo (µg/L Pb)	25	---	---	---	---	---	---	---
Cianetos (µg/L CN)	50	---	---	---	---	---	---	---
Cobre (mg/L Cu)	2,0	---	---	---	---	---	---	---
Crómio (µg/L Cr)	50	---	---	---	---	---	---	---
1,2 - dicloroetano (µg/L)	3,0	---	---	---	---	---	---	---
Dureza total (mg/L CaCO ₃)	---	---	---	---	---	---	---	---
Enterococos (N/100 ml)	0	---	---	---	---	---	---	---
Fluoretos (mg/L F)	1,5	---	---	---	---	---	---	---
Magnésio (mg/L Mg)	---	---	---	---	---	---	---	---
Mercurio (µg/L Hg)	1	---	---	---	---	---	---	---
Níquel (µg/L Ni)	20	---	---	---	---	---	---	---
Selénio (µg/L Se)	10	---	---	---	---	---	---	---
Cloretos (mg/L Cl)	250	---	---	---	---	---	---	---
Sódio (mg/L Na)	200	---	---	---	---	---	---	---
Sulfatos (mg/L SO ₄)	250	---	---	---	---	---	---	---
Tetracloroetano(µg/L)	---	---	---	---	---	---	---	---
Tricloroetano(µg/L)	---	---	---	---	---	---	---	---
Hidrocarbonetos Aromáticos Policíclicos (µg/L):	0,10	---	---	---	---	---	---	---
Benzo(b)fluoranteno (µg/L)	---	---	---	---	---	---	---	---
Benzo(k)fluoranteno (µg/L)	---	---	---	---	---	---	---	---
Benzo(ghi)perileno (µg/L)	---	---	---	---	---	---	---	---
Indeno(1,2,3-cd)pireno(µg/L)	---	---	---	---	---	---	---	---
Clorofórmio(µg/L)	---	---	---	---	---	---	---	---
Bromofórmio(µg/L)	---	---	---	---	---	---	---	---
Bromodlorometano(µg/L)	---	---	---	---	---	---	---	---
Dibromoclorometano(µg/L)	---	---	---	---	---	---	---	---
Total:					100%	3	3	100%

Freguesia de São Miguel do Pinheiro
Monte Agudo

Informação complementar relativa à averiguação das situações de incumprimento dos VP (causas e medidas correctivas):

O Presidente da Câmara Municipal de Mértola Jorge Paulo Colaço Rosa-	Data da publicação: 05 fevereiro de 2013
---	---



Câmara Municipal de Mértola

**CONTROLO DA QUALIDADE DA ÁGUA PARA CONSUMO HUMANO
NAS ZONAS DE ABASTECIMENTO¹ DO CONCELHO DE MÉRTOLA**

EDITAL n.º 19/2013

Em conformidade com o Decreto-Lei n.º 306/2007, de 27 de agosto, procedeu-se à verificação da qualidade da água da rede pública, através de análises periódicas na torneira do consumidor, segundo o Programa de Controlo da Qualidade da Água (PCQA) aprovado pela autoridade competente (ERSAR).

**4º TRIMESTRE 2012
01 outubro a
31 dezembro**

Parâmetro (unidades)	Valor Paramétrico (VP) fixado no DL 306/2007	Valores obtidos		N.º Análises superiores VP	% Cumprimento do VP	N.º Análises (PCQA)		% Análises Realizadas
		Mínimo	Máximo			Agendadas	Realizadas	
Escherichia coli (N/100 ml)	0	0	0	0	100%	2	2	100%
Bactérias coliformes (N/100 ml)	0	0	28	1	50%	2	2	100%
Desinfetante residual (mg/L)	0,4	<0,1	0,2	---	---	2	2	100%
Alumínio (µg/L Al)	200	<30	<30	0	100%	1	1	100%
Amónio (mg/L NH ₄)	0,50	<0,02	<0,02	0	100%	1	1	100%
Número de colónias a 22 °C (N/ml)	Sem alteração anormal	54	54	---	---	1	1	100%
Número de colónias a 37 °C (N/ml)	Sem alteração anormal	57	57	---	---	1	1	100%
Condutividade (µS/cm a 20°C)	2500	1000	1000	0	100%	1	1	100%
Clostridium perfringens (N/100ml)	0	0	0	0	100%	1	1	100%
Cor (mg/L PtCo)	20	<2	<2	0	100%	1	1	100%
pH (Unidades pH)	≥6,5 e ≤9	7,5	7,5	0	100%	1	1	100%
Ferro (µg/L Fe)	200	<50	<50	0	100%	1	1	100%
Manganês (µg/L Mn)	50	<15	<15	0	100%	1	1	100%
Nitratos ² (mg/L NO ₃)	50	<10	<10	0	100%	1	1	100%
Nitritos (mg/L NO ₂)	0,5	<0,02	<0,02	0	100%	1	1	100%
Oxidabilidade (mg/L O ₂)	5	<1	<1	0	100%	1	1	100%
Cheiro a 25°C (Factor de diluição)	3	<1	<1	0	100%	1	1	100%
Sabor a 25°C (Factor de diluição)	3	<1	<1	0	100%	1	1	100%
Turvação (NTU)	4	1	1	0	100%	1	1	100%
Antimónio (µg/L Sb)	5	<3,5	<3,5	0	100%	1	1	100%
Arsénio (µg/L As)	10	<10	<10	0	100%	1	1	100%
Benzeno (µg/L)	1,0	<0,5	<0,5	0	100%	1	1	100%
Benzo(a)pireno (µg/L)	0,010	<0,005	<0,005	0	100%	1	1	100%
Boro (mg/L B)	1,0	<0,3	<0,3	0	100%	1	1	100%
Bromatos (µg/L BrO ₃)	10	<5	<5	0	100%	1	1	100%
Cádmio (µg/L Cd)	5,0	<1	<1	0	100%	1	1	100%
Cálcio (mg/L Ca)	---	130	130	---	---	1	1	100%
Chumbo (µg/L Pb)	25	<5	<5	0	100%	1	1	100%
Cianetos (µg/L CN)	50	<15	<15	0	100%	1	1	100%
Cobre (mg/L Cu)	2,0	0,01	0,01	0	100%	1	1	100%
Crómio (µg/L Cr)	50	<2	<2	0	100%	1	1	100%
1,2 - dicloroetano (µg/L)	3,0	<1	<1	0	100%	1	1	100%
Dureza total (mg/L CaCO ₃)	---	473	473	---	---	1	1	100%
Enterococos (N/100 ml)	0	0	0	0	100%	1	1	100%
Fluoretos (mg/L F)	1,5	0,2	0,2	0	100%	1	1	100%
Magnésio (mg/L Mg)	---	36	36	---	---	1	1	100%
Mercurio (µg/L Hg)	1	<1	<1	0	100%	1	1	100%
Níquel (µg/L Ni)	20	<5	<5	0	100%	1	1	100%
Selénio (µg/L Se)	10	<10	<10	0	100%	1	1	100%
Cloretos (mg/L Cl)	250	130	130	0	100%	1	1	100%
Sódio (mg/L Na)	200	100	100	0	100%	1	1	100%
Sulfatos (mg/L SO ₄)	250	65	65	0	100%	1	1	100%
Tetracloroetano(µg/L)	---	<1	<1	---	---	1	1	100%
Tricloroetano(µg/L)	---	<1	<1	---	---	1	1	100%
Hidrocarbonetos Aromáticos Policíclicos (µg/L):	0,10	<0,01	<0,01	0	100%	1	1	100%
Benzo(b)fluoranteno (µg/L)	---	<0,01	<0,01	---	---	1	1	100%
Benzo(k)fluoranteno (µg/L)	---	<0,01	<0,01	---	---	1	1	100%
Benzo(ghi)perileno (µg/L)	---	<0,01	<0,01	---	---	1	1	100%
Indeno(1,2,3-cd)pireno(µg/L)	---	<0,01	<0,01	---	---	1	1	100%
Clorofórmio(µg/L)	---	<3	<3	---	---	1	1	100%
Bromofórmio(µg/L)	---	<3	<3	---	---	1	1	100%
Bromodlorometano(µg/L)	---	<0,01	<0,01	---	---	1	1	100%
Dibromoclorometano(µg/L)	---	<3	<3	---	---	1	1	100%
Total:					99%	56	56	100%


 Freguesia de São Pedro de Sólis
Monte Barranco

Informação complementar relativa à averiguação das situações de incumprimento dos VP (causas e medidas correctivas):

O Presidente da Câmara Municipal de Mértola

Jorge Paulo Colaço Rosa-

 Data da publicação:
05 fevereiro de 2013

 Câmara Municipal de Mértola	CONTROLO DA QUALIDADE DA ÁGUA PARA CONSUMO HUMANO NAS ZONAS DE ABASTECIMENTO¹ DO CONCELHO DE MÉRTOLA	EDITAL n.º 19/2013
--	--	---------------------------

Em conformidade com o Decreto-Lei n.º 306/2007, de 27 de agosto, procedeu-se à verificação da qualidade da água da rede pública, através de análises periódicas na torneira do consumidor, segundo o Programa de Controlo da Qualidade da Água (PCQA) aprovado pela autoridade competente (ERSAR).	4º TRIMESTRE 2012 01 outubro a 31 dezembro
--	---

Parâmetro (unidades)	Valor Paramétrico (VP) fixado no DL 306/2007	Valores obtidos		N.º Análises superiores VP	% Cumprimento do VP	N.º Análises (PCQA)		% Análises Realizadas
		Mínimo	Máximo			Agendadas	Realizadas	
Escherichia coli (N/100 ml)	0	0	0	0	100%	2	2	100%
Bactérias coliformes (N/100 ml)	0	0	0	0	100%	2	2	100%
Desinfetante residual (mg/L)	0,4	0,2	0,8	---	---	2	2	100%
Alumínio (µg/L Al)	200	<30	<30	0	100%	1	1	100%
Amónio (mg/L NH ₄)	0,50	<0,02	<0,02	0	100%	1	1	100%
Número de colónias a 22 °C (N/ml)	Sem alteração anormal	8	8	---	---	1	1	100%
Número de colónias a 37 °C (N/ml)	Sem alteração anormal	9	9	---	---	1	1	100%
Condutividade (µS/cm a 20°C)	2500	1000	1000	0	100%	1	1	100%
Clostridium perfringens (N/100ml)	0	0	0	0	100%	1	1	100%
Cor (mg/L PtCo)	20	<2	<2	0	100%	1	1	100%
pH (Unidades pH)	≥6,5 e ≤9	7,6	7,6	0	100%	1	1	100%
Ferro (µg/L Fe)	200	1600	1600	1	0%	1	1	100%
Manganês (µg/L Mn)	50	130	130	1	0%	1	1	100%
Nitratos ² (mg/L NO ₃)	50	<10	<10	0	100%	1	1	100%
Nitritos (mg/L NO ₂)	0,5	<0,02	<0,02	0	100%	1	1	100%
Oxidabilidade (mg/L O ₂)	5	1,8	1,8	0	100%	1	1	100%
Cheiro a 25°C (Factor de diluição)	3	<1	<1	0	100%	1	1	100%
Sabor a 25°C (Factor de diluição)	3	<1	<1	0	100%	1	1	100%
Turvação (NTU)	4	1,1	1,1	0	100%	1	1	100%
Antimónio (µg/L Sb)	5	<3,5	<3,5	0	100%	1	1	100%
Arsénio (µg/L As)	10	<10	<10	0	100%	1	1	100%
Benzeno (µg/L)	1,0	<0,5	<0,5	0	100%	1	1	100%
Benzo(a)pireno (µg/L)	0,010	<0,005	<0,005	0	100%	1	1	100%
Boro (mg/L B)	1,0	<0,3	<0,3	0	100%	1	1	100%
Bromatos (µg/L BrO ₃)	10	<5	<5	0	100%	1	1	100%
Cádmio (µg/L Cd)	5,0	<1	<1	0	100%	1	1	100%
Cálcio (mg/L Ca)	---	60	60	---	---	1	1	100%
Chumbo (µg/L Pb)	25	7	7	0	100%	1	1	100%
Cianetos (µg/L CN)	50	<15	<15	0	100%	1	1	100%
Cobre (mg/L Cu)	2,0	0,02	0,02	0	100%	1	1	100%
Crómio (µg/L Cr)	50	<2	<2	0	100%	1	1	100%
1,2 - dicloroetano (µg/L)	3,0	<1	<1	0	100%	1	1	100%
Dureza total (mg/L CaCO ₃)	---	261	261	---	---	1	1	100%
Enterococos (N/100 ml)	0	0	0	0	100%	1	1	100%
Fluoretos (mg/L F)	1,5	0,4	0,4	0	100%	1	1	100%
Magnésio (mg/L Mg)	---	27	27	---	---	1	1	100%
Mercurio (µg/L Hg)	1	<1	<1	0	100%	1	1	100%
Níquel (µg/L Ni)	20	<5	<5	0	100%	1	1	100%
Selénio (µg/L Se)	10	<10	<10	0	100%	1	1	100%
Cloretos (mg/L Cl)	250	150	150	0	100%	1	1	100%
Sódio (mg/L Na)	200	160	160	0	100%	1	1	100%
Sulfatos (mg/L SO ₄)	250	100	100	0	100%	1	1	100%
Tetracloreto (µg/L)	---	<1	<1	---	---	1	1	100%
Tricloroetano (µg/L)	---	<1	<1	---	---	1	1	100%
Hidrocarbonetos Aromáticos Policíclicos (µg/L):	0,10	<0,01	<0,01	0	100%	1	1	100%
Benzo(b)fluoranteno (µg/L)	---	<0,01	<0,01	---	---	1	1	100%
Benzo(k)fluoranteno (µg/L)	---	<0,01	<0,01	---	---	1	1	100%
Benzo(ghi)perileno (µg/L)	---	<0,01	<0,01	---	---	1	1	100%
Indeno(1,2,3-cd)pireno (µg/L)	---	<0,01	<0,01	---	---	1	1	100%
Clorofórmio (µg/L)	---	<3	<3	---	---	1	1	100%
Bromofórmio (µg/L)	---	16	16	---	---	1	1	100%
Bromodichlorometano (µg/L)	---	<0,01	<0,01	---	---	1	1	100%
Dibromochlorometano (µg/L)	---	14	14	---	---	1	1	100%
Total:					95%	56	56	100%


Freguesia de São Sebastião dos Carros
Monte Carros

Informação complementar relativa à averiguação das situações de incumprimento dos VP (causas e medidas correctivas):

O Presidente da Câmara Municipal de Mértola

Jorge Paulo Colaço Rosa-

Data da publicação:
05 fevereiro de 2013

 Câmara Municipal de Mértola	CONTROLO DA QUALIDADE DA ÁGUA PARA CONSUMO HUMANO NAS ZONAS DE ABASTECIMENTO¹ DO CONCELHO DE MÉRTOLA	EDITAL n.º 19/2013
--	--	---------------------------


Em conformidade com o Decreto-Lei n.º 306/2007, de 27 de agosto, procedeu-se à verificação da qualidade da água da rede pública, através de análises periódicas na torneira do consumidor, segundo o Programa de Controlo da Qualidade da Água (PCQA) aprovado pela autoridade competente (ERSAR).	4º TRIMESTRE 2012 01 outubro a 31 dezembro
--	---

Parâmetro (unidades)	Valor Paramétrico (VP) fixado no DL 306/2007	Valores obtidos		N.º Análises superiores VP	% Cumprimento do VP	N.º Análises (PCQA)		% Análises Realizadas
		Mínimo	Máximo			Agendadas	Realizadas	
Escherichia coli (N/100 ml)	0	0	0	0	100%	2	2	100%
Bactérias coliformes (N/100 ml)	0	0	0	0	100%	2	2	100%
Desinfetante residual (mg/L)	0,4	0,2	0,3	---	---	2	2	100%
Alumínio (µg/L Al)	200	64	64	0	100%	1	1	100%
Amónio (mg/L NH ₄)	0,50	<0,02	<0,02	0	100%	1	1	100%
Número de colónias a 22 °C (N/ml)	Sem alteração anormal	6	6	---	---	1	1	100%
Número de colónias a 37 °C (N/ml)	Sem alteração anormal	4	4	---	---	1	1	100%
Condutividade (µS/cm a 20°C)	2500	2000	2000	0	100%	1	1	100%
Clostridium perfringens (N/100ml)	0	0	0	0	100%	1	1	100%
Cor (mg/L PtCo)	20	<2	<2	0	100%	1	1	100%
pH (Unidades pH)	≥6,5 e ≤9	7,5	7,5	0	100%	1	1	100%
Ferro (µg/L Fe)	200	120	120	0	100%	1	1	100%
Manganês (µg/L Mn)	50	<15	<15	0	100%	1	1	100%
Nitratos ² (mg/L NO ₃)	50	37	37	0	100%	1	1	100%
Nitritos (mg/L NO ₂)	0,5	<0,02	<0,02	0	100%	1	1	100%
Oxidabilidade (mg/L O ₂)	5	1,2	1,2	0	100%	1	1	100%
Cheiro a 25°C (Factor de diluição)	3	<1	<1	0	100%	1	1	100%
Sabor a 25°C (Factor de diluição)	3	2	2	0	100%	1	1	100%
Turvação (NTU)	4	<0,5	<0,5	0	100%	1	1	100%
Antimónio (µg/L Sb)	5	<3,5	<3,5	0	100%	1	1	100%
Arsénio (µg/L As)	10	<10	<10	0	100%	1	1	100%
Benzeno (µg/L)	1,0	<0,5	<0,5	0	100%	1	1	100%
Benzo(a)pireno (µg/L)	0,010	<0,005	<0,005	0	100%	1	1	100%
Boro (mg/L B)	1,0	<0,3	<0,3	0	100%	1	1	100%
Bromatos (µg/L BrO ₃)	10	<5	<5	0	100%	1	1	100%
Cádmio (µg/L Cd)	5,0	<1	<1	0	100%	1	1	100%
Cálcio (mg/L Ca)	---	250	250	---	---	1	1	100%
Chumbo (µg/L Pb)	25	15	15	0	100%	1	1	100%
Cianetos (µg/L CN)	50	<15	<15	0	100%	1	1	100%
Cobre (mg/L Cu)	2,0	0,04	0,04	0	100%	1	1	100%
Crómio (µg/L Cr)	50	<2	<2	0	100%	1	1	100%
1,2 - dicloroetano (µg/L)	3,0	<1	<1	0	100%	1	1	100%
Dureza total (mg/L CaCO ₃)	---	855	855	---	---	1	1	100%
Enterococos (N/100 ml)	0	0	0	0	100%	1	1	100%
Fluoretos (mg/L F)	1,5	0,3	0,3	0	100%	1	1	100%
Magnésio (mg/L Mg)	---	56	56	---	---	1	1	100%
Mercurio (µg/L Hg)	1	<1	<1	0	100%	1	1	100%
Níquel (µg/L Ni)	20	<5	<5	0	100%	1	1	100%
Selénio (µg/L Se)	10	<10	<10	0	100%	1	1	100%
Cloretos (mg/L Cl)	250	390	390	1	0%	1	1	100%
Sódio (mg/L Na)	200	130	130	0	100%	1	1	100%
Sulfatos (mg/L SO ₄)	250	92	92	0	100%	1	1	100%
Tetracloreto (µg/L)	---	<1	<1	---	---	1	1	100%
Tricloreto (µg/L)	---	<1	<1	---	---	1	1	100%
Hidrocarbonetos Aromáticos Policíclicos (µg/L):	0,10	<0,01	<0,01	0	100%	1	1	100%
Benzo(b)fluoranteno (µg/L)	---	<0,01	<0,01	---	---	1	1	100%
Benzo(k)fluoranteno (µg/L)	---	<0,01	<0,01	---	---	1	1	100%
Benzo(ghi)perileno (µg/L)	---	<0,01	<0,01	---	---	1	1	100%
Indeno(1,2,3-cd)pireno(µg/L)	---	<0,01	<0,01	---	---	1	1	100%
Clorofórmio(µg/L)	---	<3	<3	---	---	1	1	100%
Bromofórmio(µg/L)	---	15	15	---	---	1	1	100%
Bromodiflorometano(µg/L)	---	<0,01	<0,01	---	---	1	1	100%
Dibromoclorometano(µg/L)	---	<3	<3	---	---	1	1	100%
Total:					97%	56	56	100%

Freguesia de São Miguel do Pinheiro
Monte Corcha

Informação complementar relativa à averiguação das situações de incumprimento dos VP (causas e medidas correctivas):

O Presidente da Câmara Municipal de Mértola	Data da publicação: 05 fevereiro de 2013
Jorge Paulo Colaço Rosa-	

 Câmara Municipal de Mértola	CONTROLO DA QUALIDADE DA ÁGUA PARA CONSUMO HUMANO NAS ZONAS DE ABASTECIMENTO¹ DO CONCELHO DE MÉRTOLA	EDITAL n.º 19/2013
--	--	---------------------------

Em conformidade com o Decreto-Lei n.º 306/2007, de 27 de agosto, procedeu-se à verificação da qualidade da água da rede pública, através de análises periódicas na torneira do consumidor, segundo o Programa de Controlo da Qualidade da Água (PCQA) aprovado pela autoridade competente (ERSAR).	4º TRIMESTRE 2012 01 outubro a 31 dezembro
--	---


Parâmetro (unidades)	Valor Paramétrico (VP) fixado no DL 306/2007	Valores obtidos		N.º Análises superiores VP	% Cumprimento do VP	N.º Análises (PCQA)		% Análises Realizadas
		Mínimo	Máximo			Agendadas	Realizadas	
Escherichia coli (N/100 ml)	0	0	0	0	100%	2	2	100%
Bactérias coliformes (N/100 ml)	0	0	0	0	100%	2	2	100%
Desinfetante residual (mg/L)	0,4	0,2	0,4	---	---	2	2	100%
Alumínio (µg/L Al)	200	<30	<30	0	100%	1	1	100%
Amónio (mg/L NH ₄)	0,50	<0,02	<0,02	0	100%	1	1	100%
Número de colónias a 22 °C (N/ml)	Sem alteração anormal	0	0	---	---	1	1	100%
Número de colónias a 37 °C (N/ml)	Sem alteração anormal	20	20	---	---	1	1	100%
Condutividade (µS/cm a 20°C)	2500	1500	1500	0	100%	1	1	100%
Clostridium perfringens (N/100ml)	0	0	0	0	100%	1	1	100%
Cor (mg/L PtCo)	20	<2	<2	0	100%	1	1	100%
pH (unidades pH)	≥6,5 e ≤9	7,2	7,2	0	100%	1	1	100%
Ferro (µg/L Fe)	200	230	230	1	0%	1	1	100%
Manganês (µg/L Mn)	50	<15	<15	0	100%	1	1	100%
Nitratos ² (mg/L NO ₃)	50	21	21	0	100%	1	1	100%
Nitritos (mg/L NO ₂)	0,5	<0,02	<0,02	0	100%	1	1	100%
Oxidabilidade (mg/L O ₂)	5	<1	<1	0	100%	1	1	100%
Cheiro a 25°C (Factor de diluição)	3	<1	<1	0	100%	1	1	100%
Sabor a 25°C (Factor de diluição)	3	<1	<1	0	100%	1	1	100%
Turvação (NTU)	4	0,6	0,6	0	100%	1	1	100%
Antimónio (µg/L Sb)	5	<3,5	<3,5	0	100%	1	1	100%
Arsénio (µg/L As)	10	<10	<10	0	100%	1	1	100%
Benzeno (µg/L)	1,0	<0,5	<0,5	0	100%	1	1	100%
Benzo(a)pireno (µg/L)	0,010	<0,005	<0,005	0	100%	1	1	100%
Boro (mg/L B)	1,0	<0,3	<0,3	0	100%	1	1	100%
Bromatos (µg/L BrO ₃)	10	<5	<5	0	100%	1	1	100%
Cádmio (µg/L Cd)	5,0	<1	<1	0	100%	1	1	100%
Cálcio (mg/L Ca)	---	98	98	---	---	1	1	100%
Chumbo (µg/L Pb)	25	95	95	1	0%	1	1	100%
Cianetos (µg/L CN)	50	<15	<15	0	100%	1	1	100%
Cobre (mg/L Cu)	2,0	0,32	0,32	0	100%	1	1	100%
Crómio (µg/L Cr)	50	<2	<2	0	100%	1	1	100%
1,2 - dicloroetano (µg/L)	3,0	<1	<1	0	100%	1	1	100%
Dureza total (mg/L CaCO ₃)	---	496	496	---	---	1	1	100%
Enterococos (N/100 ml)	0	0	0	0	100%	1	1	100%
Fluoretos (mg/L F)	1,5	0,5	0,5	0	100%	1	1	100%
Magnésio (mg/L Mg)	---	61	61	---	---	1	1	100%
Mercurio (µg/L Hg)	1	<1	<1	0	100%	1	1	100%
Níquel (µg/L Ni)	20	9	9	0	100%	1	1	100%
Selénio (µg/L Se)	10	<10	<10	0	100%	1	1	100%
Cloretos (mg/L Cl)	250	386	386	1	0%	1	1	100%
Sódio (mg/L Na)	200	240	240	1	0%	1	1	100%
Sulfatos (mg/L SO ₄)	250	44	44	0	100%	1	1	100%
Tetracloreto (µg/L)	---	<1	<1	---	---	1	1	100%
Tricloroetano (µg/L)	---	<1	<1	---	---	1	1	100%
Hidrocarbonetos Aromáticos Policíclicos (µg/L):	0,10	<0,01	<0,01	0	100%	1	1	100%
Benzo(b)fluoranteno (µg/L)	---	<0,01	<0,01	---	---	1	1	100%
Benzo(k)fluoranteno (µg/L)	---	<0,01	<0,01	---	---	1	1	100%
Benzo(ghi)perileno (µg/L)	---	<0,01	<0,01	---	---	1	1	100%
Indeno(1,2,3-cd)pireno (µg/L)	---	<0,01	<0,01	---	---	1	1	100%
Clorofórmio (µg/L)	---	<3	<3	---	---	1	1	100%
Bromofórmio (µg/L)	---	4	4	---	---	1	1	100%
Bromodichlorometano (µg/L)	---	<0,01	<0,01	---	---	1	1	100%
Dibromochlorometano (µg/L)	---	<3	<3	---	---	1	1	100%
Total:					89%	56	56	100%

Freguesia de Alcaria Ruiva
Monte da Grade

Informação complementar relativa à averiguação das situações de incumprimento dos VP (causas e medidas correctivas):

O Presidente da Câmara Municipal de Mértola Jorge Paulo Colaço Rosa-	Data da publicação: 05 fevereiro de 2013
---	---

Câmara Municipal de Mértola		CONTROLO DA QUALIDADE DA ÁGUA PARA CONSUMO HUMANO NAS ZONAS DE ABASTECIMENTO ¹ DO CONCELHO DE MÉRTOLA				EDITAL n.º 19/2013		
Em conformidade com o Decreto-Lei n.º 306/2007, de 27 de agosto, procedeu-se à verificação da qualidade da água da rede pública, através de análises periódicas na torneira do consumidor, segundo o Programa de Controlo da Qualidade da Água (PCQA) aprovado pela autoridade competente (ERSAR).						4º TRIMESTRE 2012 01 outubro a 31 dezembro		
Parâmetro (unidades)	Valor Paramétrico (VP) fixado no DL 306/2007	Valores obtidos		N.º Análises superiores VP	% Cumprimento do VP	N.º Análises (PCQA)		% Análises Realizadas
		Mínimo	Máximo			Agendadas	Realizadas	
Escherichia coli (N/100 ml)	0	0	0	0	100%	1	1	100%
Bactérias coliformes (N/100 ml)	0	0	2	0	100%	1	1	100%
Desinfetante residual (mg/L)	0,4	0,1	0,1	---	---	1	1	100%
Alumínio (µg/L Al)	200	---	---	---	---	---	---	---
Amónio (mg/L NH ₄)	0,50	---	---	---	---	---	---	---
Número de colónias a 22 °C (N/ml)	Sem alteração anormal	---	---	---	---	---	---	---
Número de colónias a 37 °C (N/ml)	Sem alteração anormal	---	---	---	---	---	---	---
Condutividade (µS/cm a 20°C)	2500	---	---	---	---	---	---	---
Clostridium perfringens (N/100ml)	0	---	---	---	---	---	---	---
Cor (mg/L PCo)	20	---	---	---	---	---	---	---
pH (Unidades pH)	≥6,5 e ≤9	---	---	---	---	---	---	---
Ferro (µg/L Fe)	200	---	---	---	---	---	---	---
Manganês (µg/L Mn)	50	---	---	---	---	---	---	---
Nitratos ² (mg/L NO ₃)	50	---	---	---	---	---	---	---
Nitritos (mg/L NO ₂)	0,5	---	---	---	---	---	---	---
Oxidabilidade (mg/L O ₂)	5	---	---	---	---	---	---	---
Cheiro a 25°C (Factor de diluição)	3	---	---	---	---	---	---	---
Sabor a 25°C (Factor de diluição)	3	---	---	---	---	---	---	---
Turvação (NTU)	4	---	---	---	---	---	---	---
Antimónio (µg/L Sb)	5	---	---	---	---	---	---	---
Arsénio (µg/L As)	10	---	---	---	---	---	---	---
Benzeno (µg/L)	1,0	---	---	---	---	---	---	---
Benzo(a)pireno (µg/L)	0,010	---	---	---	---	---	---	---
Boro (mg/L B)	1,0	---	---	---	---	---	---	---
Bromatos (µg/L BrO ₃)	10	---	---	---	---	---	---	---
Cádmio (µg/L Cd)	5,0	---	---	---	---	---	---	---
Cálcio (mg/L Ca)	---	---	---	---	---	---	---	---
Chumbo (µg/L Pb)	25	---	---	---	---	---	---	---
Cianetos (µg/L CN)	50	---	---	---	---	---	---	---
Cobre (mg/L Cu)	2,0	---	---	---	---	---	---	---
Crómio (µg/L Cr)	50	---	---	---	---	---	---	---
1,2 - dicloroetano (µg/L)	3,0	---	---	---	---	---	---	---
Dureza total (mg/L CaCO ₃)	---	---	---	---	---	---	---	---
Enterococos (N/100 ml)	0	---	---	---	---	---	---	---
Fluoretos (mg/L F)	1,5	---	---	---	---	---	---	---
Magnésio (mg/L Mg)	---	---	---	---	---	---	---	---
Mercurio (µg/L Hg)	1	---	---	---	---	---	---	---
Níquel (µg/L Ni)	20	---	---	---	---	---	---	---
Selénio (µg/L Se)	10	---	---	---	---	---	---	---
Cloretos (mg/L Cl)	250	---	---	---	---	---	---	---
Sódio (mg/L Na)	200	---	---	---	---	---	---	---
Sulfatos (mg/L SO ₄)	250	---	---	---	---	---	---	---
Tetracloroetano(µg/L)	---	---	---	---	---	---	---	---
Tricloroetano(µg/L)	---	---	---	---	---	---	---	---
Hidrocarbonetos Aromáticos Policíclicos (µg/L):	0,10	---	---	---	---	---	---	---
Benzo(b)fluoranteno (µg/L)	---	---	---	---	---	---	---	---
Benzo(k)fluoranteno (µg/L)	---	---	---	---	---	---	---	---
Benzo(ghi)perileno (µg/L)	---	---	---	---	---	---	---	---
Indeno(1,2,3-cd)pireno(µg/L)	---	---	---	---	---	---	---	---
Clorofórmio(µg/L)	---	---	---	---	---	---	---	---
Bromofórmio(µg/L)	---	---	---	---	---	---	---	---
Bromodichlorometano(µg/L)	---	---	---	---	---	---	---	---
Dibromochlorometano(µg/L)	---	---	---	---	---	---	---	---
Total:					100%	3	3	100%
Freguesia de Alcaria Ruiva Monte da Légua								
Informação complementar relativa à averiguação das situações de incumprimento dos VP (causas e medidas correctivas):								
O Presidente da Câmara Municipal de Mértola						Data da publicação:		
Jorge Paulo Colaço Rosa-						05 fevereiro de 2013		

 Câmara Municipal de Mértola	CONTROLO DA QUALIDADE DA ÁGUA PARA CONSUMO HUMANO NAS ZONAS DE ABASTECIMENTO¹ DO CONCELHO DE MÉRTOLA	EDITAL n.º 19/2013
--	--	---------------------------

Em conformidade com o Decreto-Lei n.º 306/2007, de 27 de agosto, procedeu-se à verificação da qualidade da água da rede pública, através de análises periódicas na torneira do consumidor, segundo o Programa de Controlo da Qualidade da Água (PCQA) aprovado pela autoridade competente (ERSAR).	4º TRIMESTRE 2012 01 outubro a 31 dezembro
--	---


Parâmetro (unidades)	Valor Paramétrico (VP) fixado no DL 306/2007	Valores obtidos		N.º Análises superiores VP	% Cumprimento do VP	N.º Análises (PCQA)		% Análises Realizadas
		Mínimo	Máximo			Agendadas	Realizadas	
Escherichia coli (N/100 ml)	0	0	0	0	100%	2	2	100%
Bactérias coliformes (N/100 ml)	0	0	0	0	100%	2	2	100%
Desinfetante residual (mg/L)	0,4	0,5	0,7	---	---	2	2	100%
Alumínio (µg/L Al)	200	74	74	0	100%	1	1	100%
Amónio (mg/L NH ₄)	0,50	<0,02	<0,02	0	100%	1	1	100%
Número de colónias a 22 °C (N/ml)	Sem alteração anormal	0	0	---	---	1	1	100%
Número de colónias a 37 °C (N/ml)	Sem alteração anormal	2	2	---	---	1	1	100%
Condutividade (µS/cm a 20°C)	2500	1400	1400	0	100%	1	1	100%
Clostridium perfringens (N/100ml)	0	0	0	0	100%	1	1	100%
Cor (mg/L PtCo)	20	<2	<2	0	100%	1	1	100%
pH (Unidades pH)	≥6,5 e ≤9	7,7	7,7	0	100%	1	1	100%
Ferro (µg/L Fe)	200	<50	<50	0	100%	1	1	100%
Manganês (µg/L Mn)	50	<15	<15	0	100%	1	1	100%
Nitratos ² (mg/L NO ₃)	50	29	29	0	100%	1	1	100%
Nitritos (mg/L NO ₂)	0,5	<0,02	<0,02	0	100%	1	1	100%
Oxidabilidade (mg/L O ₂)	5	<1	<1	0	100%	1	1	100%
Cheiro a 25°C (Factor de diluição)	3	<1	<1	0	100%	1	1	100%
Sabor a 25°C (Factor de diluição)	3	2	2	0	100%	1	1	100%
Turvação (NTU)	4	1,9	1,9	0	100%	1	1	100%
Antimónio (µg/L Sb)	5	<3,5	<3,5	0	100%	1	1	100%
Arsénio (µg/L As)	10	<10	<10	0	100%	1	1	100%
Benzeno (µg/L)	1,0	<0,5	<0,5	0	100%	1	1	100%
Benzo(a)pireno (µg/L)	0,010	<0,005	<0,005	0	100%	1	1	100%
Boro (mg/L B)	1,0	<0,3	<0,3	0	100%	1	1	100%
Bromatos (µg/L BrO ₃)	10	<5	<5	0	100%	1	1	100%
Cádmio (µg/L Cd)	5,0	<1	<1	0	100%	1	1	100%
Cálcio (mg/L Ca)	---	94	94	---	---	1	1	100%
Chumbo (µg/L Pb)	25	6	6	0	100%	1	1	100%
Cianetos (µg/L CN)	50	<15	<15	0	100%	1	1	100%
Cobre (mg/L Cu)	2,0	0,2	0,2	0	100%	1	1	100%
Crómio (µg/L Cr)	50	<2	<2	0	100%	1	1	100%
1,2 - dicloroetano (µg/L)	3,0	<1	<1	0	100%	1	1	100%
Dureza total (mg/L CaCO ₃)	---	329	329	---	---	1	1	100%
Enterococos (N/100 ml)	0	0	0	0	100%	1	1	100%
Fluoretos (mg/L F)	1,5	0,7	0,7	0	100%	1	1	100%
Magnésio (mg/L Mg)	---	23	23	---	---	1	1	100%
Mercurio (µg/L Hg)	1	<1	<1	0	100%	1	1	100%
Níquel (µg/L Ni)	20	22	22	1	0%	1	1	100%
Selénio (µg/L Se)	10	<10	<10	0	100%	1	1	100%
Cloretos (mg/L Cl)	250	237	237	0	100%	1	1	100%
Sódio (mg/L Na)	200	390	390	1	0%	1	1	100%
Sulfatos (mg/L SO ₄)	250	62	62	0	100%	1	1	100%
Tetracloreto (µg/L)	---	<1	<1	---	---	1	1	100%
Tricloroetano (µg/L)	---	<1	<1	---	---	1	1	100%
Hidrocarbonetos Aromáticos Policíclicos (µg/L):	0,10	<0,01	<0,01	0	100%	1	1	100%
Benzo(b)fluoranteno (µg/L)	---	<0,01	<0,01	---	---	1	1	100%
Benzo(k)fluoranteno (µg/L)	---	<0,01	<0,01	---	---	1	1	100%
Benzo(ghi)perileno (µg/L)	---	<0,01	<0,01	---	---	1	1	100%
Indeno(1,2,3-cd)pireno (µg/L)	---	<0,01	<0,01	---	---	1	1	100%
Clorofórmio (µg/L)	---	<3	<3	---	---	1	1	100%
Bromofórmio (µg/L)	---	<3	<3	---	---	1	1	100%
Bromodichlorometano (µg/L)	---	<0,01	<0,01	---	---	1	1	100%
Dibromochlorometano (µg/L)	---	<3	<3	---	---	1	1	100%
Total:					95%	56	56	100%

Freguesia de Alcaria Ruiva
Monte Figueiras

Informação complementar relativa à averiguação das situações de incumprimento dos VP (causas e medidas correctivas):

O Presidente da Câmara Municipal de Mértola	Data da publicação: 05 fevereiro de 2013
Jorge Paulo Colaço Rosa-	

Câmara Municipal de Mértola		CONTROLO DA QUALIDADE DA ÁGUA PARA CONSUMO HUMANO NAS ZONAS DE ABASTECIMENTO ¹ DO CONCELHO DE MÉRTOLA				EDITAL n.º 19/2013		
Em conformidade com o Decreto-Lei n.º 306/2007, de 27 de agosto, procedeu-se à verificação da qualidade da água da rede pública, através de análises periódicas na torneira do consumidor, segundo o Programa de Controlo da Qualidade da Água (PCQA) aprovado pela autoridade competente (ERSAR).						4º TRIMESTRE 2012 01 outubro a 31 dezembro		
Parâmetro (unidades)	Valor Paramétrico (VP) fixado no DL 306/2007	Valores obtidos		N.º Análises superiores	% Cumprimento do VP	N.º Análises (PCQA)		% Análises Realizadas
		Mínimo	Máximo			Agendadas	Realizadas	
Escherichia coli (N/100 ml)	0	0	0	0	100%	2	2	100%
Bactérias coliformes (N/100 ml)	0	0	0	0	100%	2	2	100%
Desinfetante residual (mg/L)	0,4	0,5	1,1	---	---	2	2	100%
Alumínio (µg/L Al)	200	35	35	0	100%	1	1	100%
Amónio (mg/L NH ₄)	0,50	<0,02	<0,02	0	100%	1	1	100%
Número de colónias a 22 °C (N/ml)	Sem alteração anormal	0	0	---	---	1	1	100%
Número de colónias a 37 °C (N/ml)	Sem alteração anormal	0	0	---	---	1	1	100%
Condutividade (µS/cm a 20°C)	2500	1100	1100	0	100%	1	1	100%
Clostridium perfringens (N/100ml)	0	0	0	0	100%	1	1	100%
Cor (mg/L PtCo)	20	<2	<2	0	100%	1	1	100%
pH (Unidades pH)	≥6,5 e ≤9	7,4	7,4	0	100%	1	1	100%
Ferro (µg/L Fe)	200	1400	1400	1	0%	1	1	100%
Manganês (µg/L Mn)	50	16	16	0	100%	1	1	100%
Nitratos ² (mg/L NO ₃)	50	<10	<10	0	100%	1	1	100%
Nitritos (mg/L NO ₂)	0,5	<0,02	<0,02	0	100%	1	1	100%
Oxidabilidade (mg/L O ₂)	5	<1	<1	0	100%	1	1	100%
Cheiro a 25°C (Factor de diluição)	3	<1	<1	0	100%	1	1	100%
Sabor a 25°C (Factor de diluição)	3	4	4	1	0%	1	1	100%
Turvação (NTU)	4	1	1	0	100%	1	1	100%
Antimónio (µg/L Sb)	5	<3,5	<3,5	0	100%	1	1	100%
Arsénio (µg/L As)	10	<10	<10	0	100%	1	1	100%
Benzeno (µg/L)	1,0	<0,5	<0,5	0	100%	1	1	100%
Benzo(a)pireno (µg/L)	0,010	<0,005	<0,005	0	100%	1	1	100%
Boro (mg/L B)	1,0	<0,3	<0,3	0	100%	1	1	100%
Bromatos (µg/L BrO ₃)	10	<5	<5	0	100%	1	1	100%
Cádmio (µg/L Cd)	5,0	<1	<1	0	100%	1	1	100%
Cálcio (mg/L Ca)	---	72	72	---	---	1	1	100%
Chumbo (µg/L Pb)	25	<5	<5	0	100%	1	1	100%
Cianetos (µg/L CN)	50	<15	<15	0	100%	1	1	100%
Cobre (mg/L Cu)	2,0	0,02	0,02	0	100%	1	1	100%
Crómio (µg/L Cr)	50	<2	<2	0	100%	1	1	100%
1,2-dicloroetano (µg/L)	3,0	<1	<1	0	100%	1	1	100%
Dureza total (mg/L CaCO ₃)	---	295	295	---	---	1	1	100%
Enterococos (N/100 ml)	0	0	0	0	100%	1	1	100%
Fluoretos (mg/L F)	1,5	0,2	0,2	0	100%	1	1	100%
Magnésio (mg/L Mg)	---	28	28	---	---	1	1	100%
Merúrio (µg/L Hg)	1	<1	<1	0	100%	1	1	100%
Níquel (µg/L Ni)	20	16	16	0	100%	1	1	100%
Selénio (µg/L Se)	10	<10	<10	0	100%	1	1	100%
Cloretos (mg/L Cl)	250	190	190	0	100%	1	1	100%
Sódio (mg/L Na)	200	160	160	0	100%	1	1	100%
Sulfatos (mg/L SO ₄)	250	80	80	0	100%	1	1	100%
Tetracloroetano(µg/L)	---	<1	<1	---	---	1	1	100%
Tricloroetano(µg/L)	---	<1	<1	---	---	1	1	100%
Hidrocarbonetos Aromáticos Policíclicos (µg/L):	0,10	<0,01	<0,01	0	100%	1	1	100%
Benzo(b)fluoranteno (µg/L)	---	<0,01	<0,01	---	---	1	1	100%
Benzo(k)fluoranteno (µg/L)	---	<0,01	<0,01	---	---	1	1	100%
Benzo(ghi)perileno (µg/L)	---	<0,01	<0,01	---	---	1	1	100%
Indeno(1,2,3-cd)pireno(µg/L)	---	<0,01	<0,01	---	---	1	1	100%
Clorofórmio(µg/L)	---	<3	<3	---	---	1	1	100%
Bromofórmio(µg/L)	---	<3	<3	---	---	1	1	100%
Bromodiclorometano(µg/L)	---	<0,01	<0,01	---	---	1	1	100%
Dibromoclorometano(µg/L)	---	<3	<3	---	---	1	1	100%
Total:					95%	56	56	100%
Freguesia de Alcaria Ruiva Monte Figueiras								
Informação complementar relativa à averiguação das situações de incumprimento dos VP (causas e medidas correctivas):								
O Presidente da Câmara Municipal de Mértola -Jorge Paulo Colaço Rosa-						Data da publicação: 05 fevereiro de 2013		

 Câmara Municipal de Mértola	CONTROLO DA QUALIDADE DA ÁGUA PARA CONSUMO HUMANO NAS ZONAS DE ABASTECIMENTO¹ DO CONCELHO DE MÉRTOLA	EDITAL n.º 19/2013
--	--	---------------------------

Em conformidade com o Decreto-Lei n.º 306/2007, de 27 de agosto, procedeu-se à verificação da qualidade da água da rede pública, através de análises periódicas na torneira do consumidor, segundo o Programa de Controlo da Qualidade da Água (PCQA) aprovado pela autoridade competente (ERSAR).	4º TRIMESTRE 2012 01 outubro a 31 dezembro
--	---

Parâmetro (unidades)	Valor Paramétrico (VP) fixado no DL 306/2007	Valores obtidos		N.º Análises superiores VP	% Cumprimento do VP	N.º Análises (PCQA)		% Análises Realizadas
		Mínimo	Máximo			Agendadas	Realizadas	
Escherichia coli (N/100 ml)	0	0	0	0	100%	2	2	100%
Bactérias coliformes (N/100 ml)	0	0	0	0	100%	2	2	100%
Desinfetante residual (mg/L)	0,4	0,3	0,5	---	---	2	2	100%
Alumínio (µg/L Al)	200	50	50	0	100%	1	1	100%
Amónio (mg/L NH ₄)	0,50	<0,02	<0,02	0	100%	1	1	100%
Número de colónias a 22 °C (N/ml)	Sem alteração anormal	5	5	---	---	1	1	100%
Número de colónias a 37 °C (N/ml)	Sem alteração anormal	0	0	---	---	1	1	100%
Condutividade (µS/cm a 20°C)	2500	1200	1200	0	100%	1	1	100%
Clostridium perfringens (N/100ml)	0	0	0	0	100%	1	1	100%
Cor (mg/L PtCo)	20	<2	<2	0	100%	1	1	100%
pH (Unidades pH)	≥6,5 e ≤9	7,5	7,5	0	100%	1	1	100%
Ferro (µg/L Fe)	200	56	56	0	100%	1	1	100%
Manganês (µg/L Mn)	50	<15	<15	0	100%	1	1	100%
Nitratos ² (mg/L NO ₃)	50	32	32	0	100%	1	1	100%
Nitritos (mg/L NO ₂)	0,5	<0,02	<0,02	0	100%	1	1	100%
Oxidabilidade (mg/L O ₂)	5	<1	<1	0	100%	1	1	100%
Cheiro a 25°C (Factor de diluição)	3	<1	<1	0	100%	1	1	100%
Sabor a 25°C (Factor de diluição)	3	<1	<1	0	100%	1	1	100%
Turvação (NTU)	4	<0,5	<0,5	0	100%	1	1	100%
Antimónio (µg/L Sb)	5	<3,5	<3,5	0	100%	1	1	100%
Arsénio (µg/L As)	10	<10	<10	0	100%	1	1	100%
Benzeno (µg/L)	1,0	<0,5	<0,5	0	100%	1	1	100%
Benzo(a)pireno (µg/L)	0,010	<0,005	<0,005	0	100%	1	1	100%
Boro (mg/L B)	1,0	<0,3	<0,3	0	100%	1	1	100%
Bromatos (µg/L BrO ₃)	10	<5	<5	0	100%	1	1	100%
Cádmio (µg/L Cd)	5,0	<1	<1	0	100%	1	1	100%
Cálcio (mg/L Ca)	---	94	94	---	---	1	1	100%
Chumbo (µg/L Pb)	25	6	6	0	100%	1	1	100%
Cianetos (µg/L CN)	50	<15	<15	0	100%	1	1	100%
Cobre (mg/L Cu)	2,0	0,03	0,03	0	100%	1	1	100%
Crómio (µg/L Cr)	50	<2	<2	0	100%	1	1	100%
1,2 - dicloroetano (µg/L)	3,0	<1	<1	0	100%	1	1	100%
Dureza total (mg/L CaCO ₃)	---	365	365	---	---	1	1	100%
Enterococos (N/100 ml)	0	0	0	0	100%	1	1	100%
Fluoretos (mg/L F)	1,5	0,7	0,7	0	100%	1	1	100%
Magnésio (mg/L Mg)	---	37	37	---	---	1	1	100%
Mercurio (µg/L Hg)	1	<1	<1	0	100%	1	1	100%
Níquel (µg/L Ni)	20	<5	<5	0	100%	1	1	100%
Selénio (µg/L Se)	10	<10	<10	0	100%	1	1	100%
Cloretos (mg/L Cl)	250	140	140	0	100%	1	1	100%
Sódio (mg/L Na)	200	54	54	0	100%	1	1	100%
Sulfatos (mg/L SO ₄)	250	62	62	0	100%	1	1	100%
Tetracloroetano(µg/L)	---	<1	<1	---	---	1	1	100%
Tricloroetano(µg/L)	---	<1	<1	---	---	1	1	100%
Hidrocarbonetos Aromáticos Policíclicos (µg/L):	0,10	<0,01	<0,01	0	100%	1	1	100%
Benzo(b)fluoranteno (µg/L)	---	<0,01	<0,01	---	---	1	1	100%
Benzo(k)fluoranteno (µg/L)	---	<0,01	<0,01	---	---	1	1	100%
Benzo(ghi)perileno (µg/L)	---	<0,01	<0,01	---	---	1	1	100%
Indeno(1,2,3-cd)pireno(µg/L)	---	<0,01	<0,01	---	---	1	1	100%
Clorofórmio(µg/L)	---	<3	<3	---	---	1	1	100%
Bromofórmio(µg/L)	---	<3	<3	---	---	1	1	100%
Bromodlorometano(µg/L)	---	<0,01	<0,01	---	---	1	1	100%
Dibromoclorometano(µg/L)	---	<3	<3	---	---	1	1	100%
Total:					100%	56	56	


Freguesia de São Pedro de Sólis
Monte Gatão

Informação complementar relativa à averiguação das situações de incumprimento dos VP (causas e medidas correctivas):

O Presidente da Câmara Municipal de Mértola

Jorge Paulo Colaço Rosa-

Data da publicação:
05 fevereiro de 2013

 Câmara Municipal de Mértola	CONTROLO DA QUALIDADE DA ÁGUA PARA CONSUMO HUMANO NAS ZONAS DE ABASTECIMENTO¹ DO CONCELHO DE MÉRTOLA	EDITAL n.º 19/2013
--	--	---------------------------

Em conformidade com o Decreto-Lei n.º 306/2007, de 27 de agosto, procedeu-se à verificação da qualidade da água da rede pública, através de análises periódicas na torneira do consumidor, segundo o Programa de Controlo da Qualidade da Água (PCQA) aprovado pela autoridade competente (ERSAR).	4º TRIMESTRE 2012 01 outubro a 31 dezembro
--	---

Parâmetro (unidades)	Valor Paramétrico (VP) fixado no DL 306/2007	Valores obtidos		N.º Análises superiores VP	% Cumprimento do VP	N.º Análises (PCQA)		% Análises Realizadas
		Mínimo	Máximo			Agendadas	Realizadas	
Escherichia coli (N/100 ml)	0	0	0	0	100%	2	2	100%
Bactérias coliformes (N/100 ml)	0	0	0	0	100%	2	2	100%
Desinfetante residual (mg/L)	0,4	0,3	0,4	---	---	2	2	100%
Alumínio (µg/L Al)	200	<30	<30	0	100%	1	1	100%
Amónio (mg/L NH ₄)	0,50	<0,02	<0,02	0	100%	1	1	100%
Número de colónias a 22 °C (N/ml)	Sem alteração anormal	4	4	---	---	1	1	100%
Número de colónias a 37 °C (N/ml)	Sem alteração anormal	0	0	---	---	1	1	100%
Condutividade (µS/cm a 20°C)	2500	1200	1200	0	100%	1	1	100%
Clostridium perfringens (N/100ml)	0	0	0	0	100%	1	1	100%
Cor (mg/L PtCo)	20	<2	<2	0	100%	1	1	100%
pH (Unidades pH)	≥6,5 e ≤9	7,6	7,6	0	100%	1	1	100%
Ferro (µg/L Fe)	200	50	50	0	100%	1	1	100%
Manganês (µg/L Mn)	50	<15	<15	0	100%	1	1	100%
Nitratos ² (mg/L NO ₃)	50	<10	<10	0	100%	1	1	100%
Nitritos (mg/L NO ₂)	0,5	<0,02	<0,02	0	100%	1	1	100%
Oxidabilidade (mg/L O ₂)	5	<1	<1	0	100%	1	1	100%
Cheiro a 25°C (Factor de diluição)	3	<1	<1	0	100%	1	1	100%
Sabor a 25°C (Factor de diluição)	3	<1	<1	0	100%	1	1	100%
Turvação (NTU)	4	<0,5	<0,5	0	100%	1	1	100%
Antimónio (µg/L Sb)	5	<3,5	<3,5	0	100%	1	1	100%
Arsénio (µg/L As)	10	<10	<10	0	100%	1	1	100%
Benzeno (µg/L)	1,0	<0,5	<0,5	0	100%	1	1	100%
Benzo(a)pireno (µg/L)	0,010	<0,005	<0,005	0	100%	1	1	100%
Boro (mg/L B)	1,0	<0,3	<0,3	0	100%	1	1	100%
Bromatos (µg/L BrO ₃)	10	<5	<5	0	100%	1	1	100%
Cádmio (µg/L Cd)	5,0	<1	<1	0	100%	1	1	100%
Cálcio (mg/L Ca)	---	74	74	---	---	1	1	100%
Chumbo (µg/L Pb)	25	<5	<5	0	100%	1	1	100%
Cianetos (µg/L CN)	50	<15	<15	0	100%	1	1	100%
Cobre (mg/L Cu)	2,0	0,01	0,01	0	100%	1	1	100%
Crómio (µg/L Cr)	50	<2	<2	0	100%	1	1	100%
1,2 - dicloroetano (µg/L)	3,0	<1	<1	0	100%	1	1	100%
Dureza total (mg/L CaCO ₃)	---	374	374	---	---	1	1	100%
Enterococos (N/100 ml)	0	0	0	0	100%	1	1	100%
Fluoretos (mg/L F)	1,5	0,6	0,6	0	100%	1	1	100%
Magnésio (mg/L Mg)	---	46	46	---	---	1	1	100%
Mercurio (µg/L Hg)	1	<1	<1	0	100%	1	1	100%
Níquel (µg/L Ni)	20	<5	<5	0	100%	1	1	100%
Selénio (µg/L Se)	10	<10	<10	0	100%	1	1	100%
Cloretos (mg/L Cl)	250	170	170	0	100%	1	1	100%
Sódio (mg/L Na)	200	160	160	0	100%	1	1	100%
Sulfatos (mg/L SO ₄)	250	98	98	0	100%	1	1	100%
Tetracloroetano(µg/L)	---	<1	<1	---	---	1	1	100%
Tricloroetano(µg/L)	---	<1	<1	---	---	1	1	100%
Hidrocarbonetos Aromáticos Policíclicos (µg/L):	0,10	<0,01	<0,01	0	100%	1	1	100%
Benzo(b)fluoranteno (µg/L)	---	<0,01	<0,01	---	---	1	1	100%
Benzo(k)fluoranteno (µg/L)	---	<0,01	<0,01	---	---	1	1	100%
Benzo(ghi)perileno (µg/L)	---	<0,01	<0,01	---	---	1	1	100%
Indeno(1,2,3-cd)pireno(µg/L)	---	<0,01	<0,01	---	---	1	1	100%
Clorofórmio(µg/L)	---	5	5	---	---	1	1	100%
Bromofórmio(µg/L)	---	<3	<3	---	---	1	1	100%
Bromodichlorometano(µg/L)	---	<0,01	<0,01	---	---	1	1	100%
Dibromoclorometano(µg/L)	---	<3	<3	---	---	1	1	100%
Total:					100%	56	56	100%

Freguesia de São Miguel do Pinheiro
Monte Gato


Informação complementar relativa à averiguação das situações de incumprimento dos VP (causas e medidas correctivas):

O Presidente da Câmara Municipal de Mértola

Jorge Paulo Colaço Rosa-

Data da publicação:
05 fevereiro de 2013

Câmara Municipal de Mértola		CONTROLO DA QUALIDADE DA ÁGUA PARA CONSUMO HUMANO NAS ZONAS DE ABASTECIMENTO ¹ DO CONCELHO DE MÉRTOLA				EDITAL n.º 19/2013		
Em conformidade com o Decreto-Lei n.º 306/2007, de 27 de agosto, procedeu-se à verificação da qualidade da água da rede pública, através de análises periódicas na torneira do consumidor, segundo o Programa de Controlo da Qualidade da Água (PCQA) aprovado pela autoridade competente (ERSAR).						4º TRIMESTRE 2012 01 outubro a 31 dezembro		
Parâmetro (unidades)	Valor Paramétrico (VP) fixado no DL 306/2007	Valores obtidos		N.º Análises superiores VP	% Cumprimento do VP	N.º Análises (PCQA)		% Análises Realizadas
		Mínimo	Máximo			Agendadas	Realizadas	
<i>Escherichia coli</i> (N/100 ml)	0	0	0	0	100%	1	1	100%
Bactérias coliformes (N/100 ml)	0	0	2	0	100%	1	1	100%
Desinfetante residual (mg/L)	0,4	0,1	0,1	---	---	1	1	100%
Alumínio (µg/L Al)	200	---	---	---	---	---	---	---
Amónio (mg/L NH ₄)	0,50	---	---	---	---	---	---	---
Número de colónias a 22 °C (N/ml)	Sem alteração anormal	---	---	---	---	---	---	---
Número de colónias a 37 °C (N/ml)	Sem alteração anormal	---	---	---	---	---	---	---
Condutividade (µS/cm a 20°C)	2500	---	---	---	---	---	---	---
<i>Clostridium perfringens</i> (N/100ml)	0	---	---	---	---	---	---	---
Cor (mg/L PtCo)	20	---	---	---	---	---	---	---
pH (Unidades pH)	≥6,5 e ≤9	---	---	---	---	---	---	---
Ferro (µg/L Fe)	200	---	---	---	---	---	---	---
Manganês (µg/L Mn)	50	---	---	---	---	---	---	---
Nitratos ² (mg/L NO ₃)	50	---	---	---	---	---	---	---
Nitritos (mg/L NO ₂)	0,5	---	---	---	---	---	---	---
Oxidabilidade (mg/L O ₂)	5	---	---	---	---	---	---	---
Cheiro a 25°C (Factor de diluição)	3	---	---	---	---	---	---	---
Sabor a 25°C (Factor de diluição)	3	---	---	---	---	---	---	---
Turvação (NTU)	4	---	---	---	---	---	---	---
Antimónio (µg/L Sb)	5	---	---	---	---	---	---	---
Arsénio (µg/L As)	10	---	---	---	---	---	---	---
Benzeno (µg/L)	1,0	---	---	---	---	---	---	---
Benzo(a)pireno (µg/L)	0,010	---	---	---	---	---	---	---
Boro (mg/L B)	1,0	---	---	---	---	---	---	---
Bromatos (µg/L BrO ₃)	10	---	---	---	---	---	---	---
Cádmio (µg/L Cd)	5,0	---	---	---	---	---	---	---
Cálcio (mg/L Ca)	---	---	---	---	---	---	---	---
Chumbo (µg/L Pb)	25	---	---	---	---	---	---	---
Cianetos (µg/L CN)	50	---	---	---	---	---	---	---
Cobre (mg/L Cu)	2,0	---	---	---	---	---	---	---
Crómio (µg/L Cr)	50	---	---	---	---	---	---	---
1,2 - dicloroetano (µg/L)	3,0	---	---	---	---	---	---	---
Dureza total (mg/L CaCO ₃)	---	---	---	---	---	---	---	---
Enterococos (N/100 ml)	0	---	---	---	---	---	---	---
Fluoretos (mg/L F)	1,5	---	---	---	---	---	---	---
Magnésio (mg/L Mg)	---	---	---	---	---	---	---	---
Mercurio (µg/L Hg)	1	---	---	---	---	---	---	---
Níquel (µg/L Ni)	20	---	---	---	---	---	---	---
Selénio (µg/L Se)	10	---	---	---	---	---	---	---
Cloretos (mg/L Cl)	250	---	---	---	---	---	---	---
Sódio (mg/L Na)	200	---	---	---	---	---	---	---
Sulfatos (mg/L SO ₄)	250	---	---	---	---	---	---	---
Tetracloroetano(µg/L)	---	---	---	---	---	---	---	---
Tricloroetano(µg/L)	---	---	---	---	---	---	---	---
Hidrocarbonetos Aromáticos Policíclicos (µg/L):	0,10	---	---	---	---	---	---	---
Benzo(b)fluoranteno (µg/L)	---	---	---	---	---	---	---	---
Benzo(k)fluoranteno (µg/L)	---	---	---	---	---	---	---	---
Benzo(ghi)perileno (µg/L)	---	---	---	---	---	---	---	---
Indeno(1,2,3-cd)pireno(µg/L)	---	---	---	---	---	---	---	---
Clorofórmio(µg/L)	---	---	---	---	---	---	---	---
Bromofórmio(µg/L)	---	---	---	---	---	---	---	---
Bromodichlorometano(µg/L)	---	---	---	---	---	---	---	---
Dibromodichlorometano(µg/L)	---	---	---	---	---	---	---	---
Total:					100%	3	3	100%
Freguesia de São João dos Caldeiros Ledo								
Informação complementar relativa à averiguação das situações de incumprimento dos VP (causas e medidas correctivas):								
O Presidente da Câmara Municipal de Mértola						Data da publicação:		
Jorge Paulo Colaço Rosa-						05 fevereiro de 2013		

 Câmara Municipal de Mértola	CONTROLO DA QUALIDADE DA ÁGUA PARA CONSUMO HUMANO NAS ZONAS DE ABASTECIMENTO¹ DO CONCELHO DE MÉRTOLA	EDITAL n.º 19/2013
--	--	---------------------------

Em conformidade com o Decreto-Lei n.º 306/2007, de 27 de agosto, procedeu-se à verificação da qualidade da água da rede pública, através de análises periódicas na torneira do consumidor, segundo o Programa de Controlo da Qualidade da Água (PCQA) aprovado pela autoridade competente (ERSAR).	4º TRIMESTRE 2012 01 outubro a 31 dezembro
--	---

Parâmetro (unidades)	Valor Paramétrico (VP) fixado no DL 306/2007	Valores obtidos		N.º Análises superiores VP	% Cumprimento do VP	N.º Análises (PCQA)		% Análises Realizadas
		Mínimo	Máximo			Agendadas	Realizadas	
Escherichia coli (N/100 ml)	0	0	0	0	100%	2	2	100%
Bactérias coliformes (N/100 ml)	0	0	0	0	100%	2	2	100%
Desinfetante residual (mg/L)	0,4	0,4	>1,5	---	---	2	2	100%
Alumínio (µg/L Al)	200	<30	<30	0	100%	1	1	100%
Amónio (mg/L NH ₄)	0,50	<0,02	<0,02	0	100%	1	1	100%
Número de colónias a 22 °C (N/ml)	Sem alteração anormal	0	0	---	---	1	1	100%
Número de colónias a 37 °C (N/ml)	Sem alteração anormal	0	0	---	---	1	1	100%
Condutividade (µS/cm a 20°C)	2500	1200	1200	0	100%	1	1	100%
Clostridium perfringens (N/100ml)	0	0	0	0	100%	1	1	100%
Cor (mg/L PtCo)	20	<2	<2	0	100%	1	1	100%
pH (Unidades pH)	≥6,5 e ≤9	7,5	7,5	0	100%	1	1	100%
Ferro (µg/L Fe)	200	210	210	1	0%	1	1	100%
Manganês (µg/L Mn)	50	<15	<15	0	100%	1	1	100%
Nitratos ² (mg/L NO ₃)	50	<10	<10	0	100%	1	1	100%
Nitritos (mg/L NO ₂)	0,5	<0,02	<0,02	0	100%	1	1	100%
Oxidabilidade (mg/L O ₂)	5	<1	<1	0	100%	1	1	100%
Cheiro a 25°C (Factor de diluição)	3	<1	<1	0	100%	1	1	100%
Sabor a 25°C (Factor de diluição)	3	<1	<1	0	100%	1	1	100%
Turvação (NTU)	4	0,8	0,8	0	100%	1	1	100%
Antimónio (µg/L Sb)	5	<3,5	<3,5	0	100%	1	1	100%
Arsénio (µg/L As)	10	<10	<10	0	100%	1	1	100%
Benzeno (µg/L)	1,0	<0,5	<0,5	0	100%	1	1	100%
Benzo(a)pireno (µg/L)	0,010	<0,005	<0,005	0	100%	1	1	100%
Boro (mg/L B)	1,0	<0,3	<0,3	0	100%	1	1	100%
Bromatos (µg/L BrO ₃)	10	<5	<5	0	100%	1	1	100%
Cádmio (µg/L Cd)	5,0	<1	<1	0	100%	1	1	100%
Cálcio (mg/L Ca)	---	84	84	---	---	1	1	100%
Chumbo (µg/L Pb)	25	5	5	0	100%	1	1	100%
Cianetos (µg/L CN)	50	<15	<15	0	100%	1	1	100%
Cobre (mg/L Cu)	2,0	0,07	0,07	0	100%	1	1	100%
Crómio (µg/L Cr)	50	<2	<2	0	100%	1	1	100%
1,2 - dicloroetano (µg/L)	3,0	<1	<1	0	100%	1	1	100%
Dureza total (mg/L CaCO ₃)	---	391	391	---	---	1	1	100%
Enterococos (N/100 ml)	0	0	0	0	100%	1	1	100%
Fluoretos (mg/L F)	1,5	0,3	0,3	0	100%	1	1	100%
Magnésio (mg/L Mg)	---	44	44	---	---	1	1	100%
Mercurio (µg/L Hg)	1	<1	<1	0	100%	1	1	100%
Níquel (µg/L Ni)	20	<5	<5	0	100%	1	1	100%
Selénio (µg/L Se)	10	<10	<10	0	100%	1	1	100%
Cloretos (mg/L Cl)	250	140	140	0	100%	1	1	100%
Sódio (mg/L Na)	200	130	130	0	100%	1	1	100%
Sulfatos (mg/L SO ₄)	250	56	56	0	100%	1	1	100%
Tetracloroetano(µg/L)	---	<1	<1	---	---	1	1	100%
Tricloroetano(µg/L)	---	<1	<1	---	---	1	1	100%
Hidrocarbonetos Aromáticos Policíclicos (µg/L):	0,10	<0,01	<0,01	0	100%	1	1	100%
Benzo(b)fluoranteno (µg/L)	---	<0,01	<0,01	---	---	1	1	100%
Benzo(k)fluoranteno (µg/L)	---	<0,01	<0,01	---	---	1	1	100%
Benzo(ghi)perileno (µg/L)	---	<0,01	<0,01	---	---	1	1	100%
Indeno(1,2,3-cd)pireno(µg/L)	---	<0,01	<0,01	---	---	1	1	100%
Clorofórmio(µg/L)	---	<3	<3	---	---	1	1	100%
Bromofórmio(µg/L)	---	<3	<3	---	---	1	1	100%
Bromodlorometano(µg/L)	---	<0,01	<0,01	---	---	1	1	100%
Dibromoclorometano(µg/L)	---	<3	<3	---	---	1	1	100%
Total:					97%	56	56	100%


Freguesia de São Pedro de Sólis
Monte Negas

Informação complementar relativa à averiguação das situações de incumprimento dos VP (causas e medidas correctivas):

O Presidente da Câmara Municipal de Mértola

Jorge Paulo Colaço Rosa-

Data da publicação:
05 fevereiro de 2013

 Câmara Municipal de Mértola	CONTROLO DA QUALIDADE DA ÁGUA PARA CONSUMO HUMANO NAS ZONAS DE ABASTECIMENTO¹ DO CONCELHO DE MÉRTOLA	EDITAL n.º 19/2013
--	--	---------------------------

Em conformidade com o Decreto-Lei n.º 306/2007, de 27 de agosto, procedeu-se à verificação da qualidade da água da rede pública, através de análises periódicas na torneira do consumidor, segundo o Programa de Controlo da Qualidade da Água (PCQA) aprovado pela autoridade competente (ERSAR).	4º TRIMESTRE 2012 01 outubro a 31 dezembro
--	---

Parâmetro (unidades)	Valor Paramétrico (VP) fixado no DL 306/2007	Valores obtidos		N.º Análises superiores VP	% Cumprimento do VP	N.º Análises (PCQA)		% Análises Realizadas
		Mínimo	Máximo			Agendadas	Realizadas	
Escherichia coli (N/100 ml)	0	0	0	0	100%	1	1	100%
Bactérias coliformes (N/100 ml)	0	0	2	0	100%	1	1	100%
Desinfetante residual (mg/L)	0,4	0,8	0,8	---	---	1	1	100%
Alumínio (µg/L Al)	200	---	---	---	---	---	---	---
Amónio (mg/L NH ₄)	0,50	---	---	---	---	---	---	---
Número de colónias a 22 °C (N/ml)	Sem alteração anormal	---	---	---	---	---	---	---
Número de colónias a 37 °C (N/ml)	Sem alteração anormal	---	---	---	---	---	---	---
Condutividade (µS/cm a 20°C)	2500	---	---	---	---	---	---	---
Clostridium perfringens (N/100ml)	0	---	---	---	---	---	---	---
Cor (mg/L PCo)	20	---	---	---	---	---	---	---
pH (Unidades pH)	≥6,5 e ≤9	---	---	---	---	---	---	---
Ferro (µg/L Fe)	200	---	---	---	---	---	---	---
Manganês (µg/L Mn)	50	---	---	---	---	---	---	---
Nitratos ² (mg/L NO ₃)	50	---	---	---	---	---	---	---
Nitritos (mg/L NO ₂)	0,5	---	---	---	---	---	---	---
Oxidabilidade (mg/L O ₂)	5	---	---	---	---	---	---	---
Cheiro a 25°C (Factor de diluição)	3	---	---	---	---	---	---	---
Sabor a 25°C (Factor de diluição)	3	---	---	---	---	---	---	---
Turvação (NTU)	4	---	---	---	---	---	---	---
Antimónio (µg/L Sb)	5	---	---	---	---	---	---	---
Arsénio (µg/L As)	10	---	---	---	---	---	---	---
Benzeno (µg/L)	1,0	---	---	---	---	---	---	---
Benzo(a)pireno (µg/L)	0,010	---	---	---	---	---	---	---
Boro (mg/L B)	1,0	---	---	---	---	---	---	---
Bromatos (µg/L BrO ₃)	10	---	---	---	---	---	---	---
Cádmio (µg/L Cd)	5,0	---	---	---	---	---	---	---
Cálcio (mg/L Ca)	---	---	---	---	---	---	---	---
Chumbo (µg/L Pb)	25	---	---	---	---	---	---	---
Cianetos (µg/L CN)	50	---	---	---	---	---	---	---
Cobre (mg/L Cu)	2,0	---	---	---	---	---	---	---
Crómio (µg/L Cr)	50	---	---	---	---	---	---	---
1,2 - dicloroetano (µg/L)	3,0	---	---	---	---	---	---	---
Dureza total (mg/L CaCO ₃)	---	---	---	---	---	---	---	---
Enterococos (N/100 ml)	0	---	---	---	---	---	---	---
Fluoretos (mg/L F)	1,5	---	---	---	---	---	---	---
Magnésio (mg/L Mg)	---	---	---	---	---	---	---	---
Mercurio (µg/L Hg)	1	---	---	---	---	---	---	---
Níquel (µg/L Ni)	20	---	---	---	---	---	---	---
Selénio (µg/L Se)	10	---	---	---	---	---	---	---
Cloretos (mg/L Cl)	250	---	---	---	---	---	---	---
Sódio (mg/L Na)	200	---	---	---	---	---	---	---
Sulfatos (mg/L SO ₄)	250	---	---	---	---	---	---	---
Tetracloroetano(µg/L)	---	---	---	---	---	---	---	---
Tricloroetano(µg/L)	---	---	---	---	---	---	---	---
Hidrocarbonetos Aromáticos Policíclicos (µg/L):	0,10	---	---	---	---	---	---	---
Benzo(b)fluoranteno (µg/L)	---	---	---	---	---	---	---	---
Benzo(k)fluoranteno (µg/L)	---	---	---	---	---	---	---	---
Benzo(ghi)perileno (µg/L)	---	---	---	---	---	---	---	---
Indeno(1,2,3-cd)pireno(µg/L)	---	---	---	---	---	---	---	---
Clorofórmio(µg/L)	---	---	---	---	---	---	---	---
Bromofórmio(µg/L)	---	---	---	---	---	---	---	---
Bromodichlorometano(µg/L)	---	---	---	---	---	---	---	---
Dibromochlorometano(µg/L)	---	---	---	---	---	---	---	---
Total:					100%	3	3	100%

Freguesia de São João dos Caldeiros
Monte Palma

Informação complementar relativa à averiguação das situações de incumprimento dos VP (causas e medidas correctivas):

O Presidente da Câmara Municipal de Mértola Jorge Paulo Colaço Rosa-	Data da publicação: 05 fevereiro de 2013
---	---

Câmara Municipal de Mértola		CONTROLO DA QUALIDADE DA ÁGUA PARA CONSUMO HUMANO NAS ZONAS DE ABASTECIMENTO ¹ DO CONCELHO DE MÉRTOLA				EDITAL n.º 19/2013		
Em conformidade com o Decreto-Lei n.º 306/2007, de 27 de agosto, procedeu-se à verificação da qualidade da água da rede pública, através de análises periódicas na torneira do consumidor, segundo o Programa de Controlo da Qualidade da Água (PCQA) aprovado pela autoridade competente (ERSAR).						4º TRIMESTRE 2012 01 outubro a 31 dezembro		
Parâmetro (unidades)	Valor Paramétrico (VP) fixado no DL 306/2007	Valores obtidos		N.º Análises superiores VP	% Cumprimento do VP	N.º Análises (PCQA)		% Análises Realizadas
		Mínimo	Máximo			Agendadas	Realizadas	
Escherichia coli (N/100 ml)	0	0	0	0	100%	2	2	100%
Bactérias coliformes (N/100 ml)	0	0	0	0	100%	2	2	100%
Desinfetante residual (mg/L)	0,4	>1,5	>1,5	---	---	2	2	100%
Alumínio (µg/L Al)	200	30	30	0	100%	1	1	100%
Amónio (mg/L NH ₄)	0,50	<0,02	<0,02	0	100%	1	1	100%
Número de colónias a 22 °C (N/ml)	Sem alteração anormal	7	7	---	---	1	1	100%
Número de colónias a 37 °C (N/ml)	Sem alteração anormal	0	0	---	---	1	1	100%
Condutividade (µS/cm a 20°C)	2500	1600	1600	0	100%	1	1	100%
Clostridium perfringens (N/100ml)	0	0	0	0	100%	1	1	100%
Cor (mg/L PtCo)	20	<2	<2	0	100%	1	1	100%
pH (Unidades pH)	≥6,5 e ≤9	7,5	7,5	0	100%	1	1	100%
Ferro (µg/L Fe)	200	<50	<50	0	100%	1	1	100%
Manganês (µg/L Mn)	50	<15	<15	0	100%	1	1	100%
Nitratos ² (mg/L NO ₃)	50	71	71	1	0%	1	1	100%
Nitritos (mg/L NO ₂)	0,5	<0,02	<0,02	0	100%	1	1	100%
Oxidabilidade (mg/L O ₂)	5	<1	<1	0	100%	1	1	100%
Cheiro a 25°C (Factor de diluição)	3	2	2	0	100%	1	1	100%
Sabor a 25°C (Factor de diluição)	3	4	4	1	0%	1	1	100%
Turvação (NTU)	4	1,7	1,7	0	100%	1	1	100%
Antimónio (µg/L Sb)	5	<3,5	<3,5	0	100%	1	1	100%
Arsénio (µg/L As)	10	<10	<10	0	100%	1	1	100%
Benzeno (µg/L)	1,0	<0,5	<0,5	0	100%	1	1	100%
Benzo(a)pireno (µg/L)	0,010	<0,005	<0,005	0	100%	1	1	100%
Boro (mg/L B)	1,0	<0,3	<0,3	0	100%	1	1	100%
Bromatos (µg/L BrO ₃)	10	<5	<5	0	100%	1	1	100%
Cádmio (µg/L Cd)	5,0	<1	<1	0	100%	1	1	100%
Cálcio (mg/L Ca)	---	100	100	---	---	1	1	100%
Chumbo (µg/L Pb)	25	<5	<5	0	100%	1	1	100%
Cianetos (µg/L CN)	50	<15	<15	0	100%	1	1	100%
Cobre (mg/L Cu)	2,0	0,07	0,07	0	100%	1	1	100%
Crómio (µg/L Cr)	50	<2	<2	0	100%	1	1	100%
1,2 - dicloroetano (µg/L)	3,0	<1	<1	0	100%	1	1	100%
Dureza total (mg/L CaCO ₃)	---	344	344	---	---	1	1	100%
Enterococos (N/100 ml)	0	0	0	0	100%	1	1	100%
Fluoretos (mg/L F)	1,5	0,5	0,5	0	100%	1	1	100%
Magnésio (mg/L Mg)	---	23	23	---	---	1	1	100%
Mercurio (µg/L Hg)	1	<1	<1	0	100%	1	1	100%
Níquel (µg/L Ni)	20	<5	<5	0	100%	1	1	100%
Selénio (µg/L Se)	10	<10	<10	0	100%	1	1	100%
Cloretos (mg/L Cl)	250	220	220	0	100%	1	1	100%
Sódio (mg/L Na)	200	140	140	0	100%	1	1	100%
Sulfatos (mg/L SO ₄)	250	74	74	0	100%	1	1	100%
Tetracloroetano(µg/L)	---	<1	<1	---	---	1	1	100%
Tricloroetano(µg/L)	---	<1	<1	---	---	1	1	100%
Hidrocarbonetos Aromáticos Policíclicos (µg/L):	0,10	<0,01	<0,01	0	100%	1	1	100%
Benzo(b)fluoranteno (µg/L)	---	<0,01	<0,01	---	---	1	1	100%
Benzo(k)fluoranteno (µg/L)	---	<0,01	<0,01	---	---	1	1	100%
Benzo(ghi)perileno (µg/L)	---	<0,01	<0,01	---	---	1	1	100%
Indeno(1,2,3-cd)pireno(µg/L)	---	<0,01	<0,01	---	---	1	1	100%
Clorofórmio(µg/L)	---	<3	<3	---	---	1	1	100%
Bromofórmio(µg/L)	---	<3	<3	---	---	1	1	100%
Bromodichlorometano(µg/L)	---	<0,01	<0,01	---	---	1	1	100%
Dibromochlorometano(µg/L)	---	<3	<3	---	---	1	1	100%
Total:					95%	56	56	100%
Freguesia de São Sebastião dos Carros Monte Ramos								
Informação complementar relativa à averiguação das situações de incumprimento dos VP (causas e medidas correctivas):								
O Presidente da Câmara Municipal de Mértola						Data da publicação:		
Jorge Paulo Colaço Rosa-						05 fevereiro de 2013		

Câmara Municipal de Mértola		CONTROLO DA QUALIDADE DA ÁGUA PARA CONSUMO HUMANO NAS ZONAS DE ABASTECIMENTO ¹ DO CONCELHO DE MÉRTOLA				EDITAL n.º 19/2013		
Em conformidade com o Decreto-Lei n.º 306/2007, de 27 de agosto, procedeu-se à verificação da qualidade da água da rede pública, através de análises periódicas na torneira do consumidor, segundo o Programa de Controlo da Qualidade da Água (PCQA) aprovado pela autoridade competente (ERSAR).						4º TRIMESTRE 2012 01 outubro a 31 dezembro		
Parâmetro (unidades)	Valor Paramétrico (VP) fixado no DL 306/2007	Valores obtidos		N.º Análises superiores VP	% Cumprimento do VP	N.º Análises (PCQA)		% Análises Realizadas
		Mínimo	Máximo			Agendadas	Realizadas	
Escherichia coli (N/100 ml)	0	0	0	0	100%	1	1	100%
Bactérias coliformes (N/100 ml)	0	0	2	0	100%	1	1	100%
Desinfetante residual (mg/L)	0,4	0,4	0,4	---	---	1	1	100%
Alumínio (µg/L Al)	200	---	---	---	---	---	---	---
Amónio (mg/L NH ₄)	0,50	---	---	---	---	---	---	---
Número de colónias a 22 °C (N/ml)	Sem alteração anormal	---	---	---	---	---	---	---
Número de colónias a 37 °C (N/ml)	Sem alteração anormal	---	---	---	---	---	---	---
Condutividade (µS/cm a 20°C)	2500	---	---	---	---	---	---	---
Clostridium perfringens (N/100ml)	0	---	---	---	---	---	---	---
Cor (mg/L PCo)	20	---	---	---	---	---	---	---
pH (Unidades pH)	≥6,5 e ≤9	---	---	---	---	---	---	---
Ferro (µg/L Fe)	200	---	---	---	---	---	---	---
Manganês (µg/L Mn)	50	---	---	---	---	---	---	---
Nitratos ² (mg/L NO ₃)	50	---	---	---	---	---	---	---
Nitritos (mg/L NO ₂)	0,5	---	---	---	---	---	---	---
Oxidabilidade (mg/L O ₂)	5	---	---	---	---	---	---	---
Cheiro a 25°C (Factor de diluição)	3	---	---	---	---	---	---	---
Sabor a 25°C (Factor de diluição)	3	---	---	---	---	---	---	---
Turvação (NTU)	4	---	---	---	---	---	---	---
Antimónio (µg/L Sb)	5	---	---	---	---	---	---	---
Arsénio (µg/L As)	10	---	---	---	---	---	---	---
Benzeno (µg/L)	1,0	---	---	---	---	---	---	---
Benzo(a)pireno (µg/L)	0,010	---	---	---	---	---	---	---
Boro (mg/L B)	1,0	---	---	---	---	---	---	---
Bromatos (µg/L BrO ₃)	10	---	---	---	---	---	---	---
Cádmio (µg/L Cd)	5,0	---	---	---	---	---	---	---
Cálcio (mg/L Ca)	---	---	---	---	---	---	---	---
Chumbo (µg/L Pb)	25	---	---	---	---	---	---	---
Cianetos (µg/L CN)	50	---	---	---	---	---	---	---
Cobre (mg/L Cu)	2,0	---	---	---	---	---	---	---
Crómio (µg/L Cr)	50	---	---	---	---	---	---	---
1,2 - dicloroetano (µg/L)	3,0	---	---	---	---	---	---	---
Dureza total (mg/L CaCO ₃)	---	---	---	---	---	---	---	---
Enterococos (N/100 ml)	0	---	---	---	---	---	---	---
Fluoretos (mg/L F)	1,5	---	---	---	---	---	---	---
Magnésio (mg/L Mg)	---	---	---	---	---	---	---	---
Mercurio (µg/L Hg)	1	---	---	---	---	---	---	---
Níquel (µg/L Ni)	20	---	---	---	---	---	---	---
Selénio (µg/L Se)	10	---	---	---	---	---	---	---
Cloretos (mg/L Cl)	250	---	---	---	---	---	---	---
Sódio (mg/L Na)	200	---	---	---	---	---	---	---
Sulfatos (mg/L SO ₄)	250	---	---	---	---	---	---	---
Tetracloroetano(µg/L)	---	---	---	---	---	---	---	---
Tricloroetano(µg/L)	---	---	---	---	---	---	---	---
Hidrocarbonetos Aromáticos Policíclicos (µg/L):	0,10	---	---	---	---	---	---	---
Benzo(b)fluoranteno (µg/L)	---	---	---	---	---	---	---	---
Benzo(k)fluoranteno (µg/L)	---	---	---	---	---	---	---	---
Benzo(ghi)perileno (µg/L)	---	---	---	---	---	---	---	---
Indeno(1,2,3-cd)pireno(µg/L)	---	---	---	---	---	---	---	---
Clorofórmio(µg/L)	---	---	---	---	---	---	---	---
Bromofórmio(µg/L)	---	---	---	---	---	---	---	---
Bromodichlorometano(µg/L)	---	---	---	---	---	---	---	---
Dibromochlorometano(µg/L)	---	---	---	---	---	---	---	---
Total:					100%	3	3	100%
Freguesia de Espírito Santo Vicentes								
Informação complementar relativa à averiguação das situações de incumprimento dos VP (causas e medidas correctivas):								
O Presidente da Câmara Municipal de Mértola						Data da publicação:		
Jorge Paulo Colaço Rosa-						05 fevereiro de 2013		

 Câmara Municipal de Mértola	CONTROLO DA QUALIDADE DA ÁGUA PARA CONSUMO HUMANO NAS ZONAS DE ABASTECIMENTO¹ DO CONCELHO DE MÉRTOLA	EDITAL n.º 19/2013
--	--	---------------------------

Em conformidade com o Decreto-Lei n.º 306/2007, de 27 de agosto, procedeu-se à verificação da qualidade da água da rede pública, através de análises periódicas na torneira do consumidor, segundo o Programa de Controlo da Qualidade da Água (PCQA) aprovado pela autoridade competente (ERSAR).	4º TRIMESTRE 2012 01 outubro a 31 dezembro
--	---

Parâmetro (unidades)	Valor Paramétrico (VP) fixado no DL 306/2007	Valores obtidos		N.º Análises superiores VP	% Cumprimento do VP	N.º Análises (PCQA)		% Análises Realizadas
		Mínimo	Máximo			Agendadas	Realizadas	
Escherichia coli (N/100 ml)	0	0	0	0	100%	2	2	100%
Bactérias coliformes (N/100 ml)	0	0	0	0	100%	2	2	100%
Desinfetante residual (mg/L)	0,4	0,3	0,5	---	---	2	2	100%
Alumínio (µg/L Al)	200	<30	<30	0	100%	1	1	100%
Amónio (mg/L NH ₄)	0,50	<0,02	<0,02	0	100%	1	1	100%
Número de colónias a 22 °C (N/ml)	Sem alteração anormal	0	0	---	---	1	1	100%
Número de colónias a 37 °C (N/ml)	Sem alteração anormal	0	0	---	---	1	1	100%
Condutividade (µS/cm a 20°C)	2500	1500	1500	0	100%	1	1	100%
Clostridium perfringens (N/100ml)	0	0	0	0	100%	1	1	100%
Cor (mg/L PtCo)	20	<2	<2	0	100%	1	1	100%
pH (Unidades pH)	≥6,5 e ≤9	8,1	8,1	0	100%	1	1	100%
Ferro (µg/L Fe)	200	<50	<50	0	100%	1	1	100%
Manganês (µg/L Mn)	50	<15	<15	0	100%	1	1	100%
Nitratos ² (mg/L NO ₃)	50	10	10	0	100%	1	1	100%
Nitritos (mg/L NO ₂)	0,5	<0,02	<0,02	0	100%	1	1	100%
Oxidabilidade (mg/L O ₂)	5	1,1	1,1	0	100%	1	1	100%
Cheiro a 25°C (Factor de diluição)	3	<1	<1	0	100%	1	1	100%
Sabor a 25°C (Factor de diluição)	3	4	4	1	0%	1	1	100%
Turvação (NTU)	4	1,1	1,1	0	100%	1	1	100%
Antimónio (µg/L Sb)	5	<3,5	<3,5	0	100%	1	1	100%
Arsénio (µg/L As)	10	<10	<10	0	100%	1	1	100%
Benzeno (µg/L)	1,0	<0,5	<0,5	0	100%	1	1	100%
Benzo(a)pireno (µg/L)	0,010	<0,005	<0,005	0	100%	1	1	100%
Boro (mg/L B)	1,0	<0,3	<0,3	0	100%	1	1	100%
Bromatos (µg/L BrO ₃)	10	<5	<5	0	100%	1	1	100%
Cádmio (µg/L Cd)	5,0	<1	<1	0	100%	1	1	100%
Cálcio (mg/L Ca)	---	72	72	---	---	1	1	100%
Chumbo (µg/L Pb)	25	<5	<5	0	100%	1	1	100%
Cianetos (µg/L CN)	50	<15	<15	0	100%	1	1	100%
Cobre (mg/L Cu)	2,0	0,11	0,11	0	100%	1	1	100%
Crómio (µg/L Cr)	50	<2	<2	0	100%	1	1	100%
1,2 - dicloroetano (µg/L)	3,0	<1	<1	0	100%	1	1	100%
Dureza total (mg/L CaCO ₃)	---	336	336	---	---	1	1	100%
Enterococos (N/100 ml)	0	0	0	0	100%	1	1	100%
Fluoretos (mg/L F)	1,5	0,7	0,7	0	100%	1	1	100%
Magnésio (mg/L Mg)	---	38	38	---	---	1	1	100%
Mercurio (µg/L Hg)	1	<1	<1	0	100%	1	1	100%
Níquel (µg/L Ni)	20	6	6	0	100%	1	1	100%
Selénio (µg/L Se)	10	<10	<10	0	100%	1	1	100%
Cloretos (mg/L Cl)	250	270	270	1	0%	1	1	100%
Sódio (mg/L Na)	200	210	210	1	0%	1	1	100%
Sulfatos (mg/L SO ₄)	250	130	130	0	100%	1	1	100%
Tetracloreto (µg/L)	---	<1	<1	---	---	1	1	100%
Tricloroetano (µg/L)	---	<1	<1	---	---	1	1	100%
Hidrocarbonetos Aromáticos Policíclicos (µg/L):	0,10	<0,01	<0,01	0	100%	1	1	100%
Benzo(b)fluoranteno (µg/L)	---	<0,01	<0,01	---	---	1	1	100%
Benzo(k)fluoranteno (µg/L)	---	<0,01	<0,01	---	---	1	1	100%
Benzo(ghi)perileno (µg/L)	---	<0,01	<0,01	---	---	1	1	100%
Indeno(1,2,3-cd)pireno (µg/L)	---	<0,01	<0,01	---	---	1	1	100%
Clorofórmio (µg/L)	---	<3	<3	---	---	1	1	100%
Bromofórmio (µg/L)	---	8	8	---	---	1	1	100%
Bromodiclorometano (µg/L)	---	<0,01	<0,01	---	---	1	1	100%
Dibromoclorometano (µg/L)	---	<3	<3	---	---	1	1	100%
Total:					92%	56	56	100%


Freguesia de Alcaria Ruiva
Monte Viegas

Informação complementar relativa à averiguação das situações de incumprimento dos VP (causas e medidas correctivas):

O Presidente da Câmara Municipal de Mértola

Jorge Paulo Colaço Rosa-

Data da publicação:
05 fevereiro de 2013

 Câmara Municipal de Mértola	CONTROLO DA QUALIDADE DA ÁGUA PARA CONSUMO HUMANO NAS ZONAS DE ABASTECIMENTO¹ DO CONCELHO DE MÉRTOLA	EDITAL n.º 19/2013
--	--	---------------------------

Em conformidade com o Decreto-Lei n.º 306/2007, de 27 de agosto, procedeu-se à verificação da qualidade da água da rede pública, através de análises periódicas na torneira do consumidor, segundo o Programa de Controlo da Qualidade da Água (PCQA) aprovado pela autoridade competente (ERSAR).	4º TRIMESTRE 2012 01 outubro a 31 dezembro
--	---

Parâmetro (unidades)	Valor Paramétrico (VP) fixado no DL 306/2007	Valores obtidos		N.º Análises superiores VP	% Cumprimento do VP	N.º Análises (PCQA)		% Análises Realizadas
		Mínimo	Máximo			Agendadas	Realizadas	
Escherichia coli (N/100 ml)	0	0	0	0	100%	2	2	100%
Bactérias coliformes (N/100 ml)	0	0	0	0	100%	2	2	100%
Desinfetante residual (mg/L)	0,4	0,4	0,6	---	---	2	2	100%
Alumínio (µg/L Al)	200	<30	<30	0	100%	1	1	100%
Amónio (mg/L NH ₄)	0,50	<0,02	<0,02	0	100%	1	1	100%
Número de colónias a 22 °C (N/ml)	Sem alteração anormal	0	0	---	---	1	1	100%
Número de colónias a 37 °C (N/ml)	Sem alteração anormal	0	0	---	---	1	1	100%
Condutividade (µS/cm a 20°C)	2500	1100	1100	0	100%	1	1	100%
Clostridium perfringens (N/100ml)	0	0	0	0	100%	1	1	100%
Cor (mg/L PtCo)	20	<2	<2	0	100%	1	1	100%
pH (Unidades pH)	≥6,5 e ≤9	7,8	7,8	0	100%	1	1	100%
Ferro (µg/L Fe)	200	<50	<50	0	100%	1	1	100%
Manganês (µg/L Mn)	50	<15	<15	0	100%	1	1	100%
Nitratos ² (mg/L NO ₃)	50	<10	<10	0	100%	1	1	100%
Nitritos (mg/L NO ₂)	0,5	<0,02	<0,02	0	100%	1	1	100%
Oxidabilidade (mg/L O ₂)	5	<1	<1	0	100%	1	1	100%
Cheiro a 25°C (Factor de diluição)	3	<1	<1	0	100%	1	1	100%
Sabor a 25°C (Factor de diluição)	3	<1	<1	0	100%	1	1	100%
Turvação (NTU)	4	<0,5	<0,5	0	100%	1	1	100%
Antimónio (µg/L Sb)	5	<3,5	<3,5	0	100%	1	1	100%
Arsénio (µg/L As)	10	<10	<10	0	100%	1	1	100%
Benzeno (µg/L)	1,0	<0,5	<0,5	0	100%	1	1	100%
Benzo(a)pireno (µg/L)	0,010	<0,005	<0,005	0	100%	1	1	100%
Boro (mg/L B)	1,0	<0,3	<0,3	0	100%	1	1	100%
Bromatos (µg/L BrO ₃)	10	<5	<5	0	100%	1	1	100%
Cádmio (µg/L Cd)	5,0	<1	<1	0	100%	1	1	100%
Cálcio (mg/L Ca)	---	210	210	---	---	1	1	100%
Chumbo (µg/L Pb)	25	<5	<5	0	100%	1	1	100%
Cianetos (µg/L CN)	50	<15	<15	0	100%	1	1	100%
Cobre (mg/L Cu)	2,0	0,02	0,02	0	100%	1	1	100%
Crómio (µg/L Cr)	50	<2	<2	0	100%	1	1	100%
1,2 - dicloroetano (µg/L)	3,0	<1	<1	0	100%	1	1	100%
Dureza total (mg/L CaCO ₃)	---	623	623	---	---	1	1	100%
Enterococos (N/100 ml)	0	0	0	0	100%	1	1	100%
Fluoretos (mg/L F)	1,5	0,3	0,3	0	100%	1	1	100%
Magnésio (mg/L Mg)	---	24	24	---	---	1	1	100%
Mercurio (µg/L Hg)	1	<1	<1	0	100%	1	1	100%
Níquel (µg/L Ni)	20	<5	<5	0	100%	1	1	100%
Selénio (µg/L Se)	10	<10	<10	0	100%	1	1	100%
Cloretos (mg/L Cl)	250	130	130	0	100%	1	1	100%
Sódio (mg/L Na)	200	180	180	0	100%	1	1	100%
Sulfatos (mg/L SO ₄)	250	69	69	0	100%	1	1	100%
Tetracloreto (µg/L)	---	<1	<1	---	---	1	1	100%
Tricloroetano (µg/L)	---	<1	<1	---	---	1	1	100%
Hidrocarbonetos Aromáticos Policíclicos (µg/L):	0,10	<0,01	<0,01	0	100%	1	1	100%
Benzo(b)fluoranteno (µg/L)	---	<0,01	<0,01	---	---	1	1	100%
Benzo(k)fluoranteno (µg/L)	---	<0,01	<0,01	---	---	1	1	100%
Benzo(ghi)perileno (µg/L)	---	<0,01	<0,01	---	---	1	1	100%
Indeno(1,2,3-cd)pireno (µg/L)	---	<0,01	<0,01	---	---	1	1	100%
Clorofórmio (µg/L)	---	<3	<3	---	---	1	1	100%
Bromofórmio (µg/L)	---	<3	<3	---	---	1	1	100%
Bromodichlorometano (µg/L)	---	<0,01	<0,01	---	---	1	1	100%
Dibromochlorometano (µg/L)	---	<3	<3	---	---	1	1	100%
Total:					100%	56	56	100%

Freguesia de São Miguel do Pinheiro
Monte Santana

Informação complementar relativa à averiguação das situações de incumprimento dos VP (causas e medidas correctivas):

O Presidente da Câmara Municipal de Mértola Jorge Paulo Colaço Rosa-	Data da publicação: 05 fevereiro de 2013
---	---

Câmara Municipal de Mértola		CONTROLO DA QUALIDADE DA ÁGUA PARA CONSUMO HUMANO NAS ZONAS DE ABASTECIMENTO ¹ DO CONCELHO DE MÉRTOLA				EDITAL n.º 19/2013		
Em conformidade com o Decreto-Lei n.º 306/2007, de 27 de agosto, procedeu-se à verificação da qualidade da água da rede pública, através de análises periódicas na torneira do consumidor, segundo o Programa de Controlo da Qualidade da Água (PCQA) aprovado pela autoridade competente (ERSAR).						4º TRIMESTRE 2012 01 outubro a 31 dezembro		
Parâmetro (unidades)	Valor Paramétrico (VP) fixado no DL 306/2007	Valores obtidos		N.º Análises superiores VP	% Cumprimento do VP	N.º Análises (PCQA)		% Análises Realizadas
		Mínimo	Máximo			Agendadas	Realizadas	
Escherichia coli (N/100 ml)	0	0	0	0	100%	1	1	100%
Bactérias coliformes (N/100 ml)	0	0	2	0	100%	1	1	100%
Desinfetante residual (mg/L)	0,4	0,2	0,2	---	---	1	1	100%
Alumínio (µg/L Al)	200	---	---	---	---	---	---	---
Amónio (mg/L NH ₄)	0,50	---	---	---	---	---	---	---
Número de colónias a 22 °C (N/ml)	Sem alteração anormal	---	---	---	---	---	---	---
Número de colónias a 37 °C (N/ml)	Sem alteração anormal	---	---	---	---	---	---	---
Condutividade (µS/cm a 20°C)	2500	---	---	---	---	---	---	---
Clostridium perfringens (N/100ml)	0	---	---	---	---	---	---	---
Cor (mg/L PCo)	20	---	---	---	---	---	---	---
pH (Unidades pH)	≥6,5 e ≤9	---	---	---	---	---	---	---
Ferro (µg/L Fe)	200	---	---	---	---	---	---	---
Manganês (µg/L Mn)	50	---	---	---	---	---	---	---
Nitratos ² (mg/L NO ₃)	50	---	---	---	---	---	---	---
Nitritos (mg/L NO ₂)	0,5	---	---	---	---	---	---	---
Oxidabilidade (mg/L O ₂)	5	---	---	---	---	---	---	---
Cheiro a 25°C (Factor de diluição)	3	---	---	---	---	---	---	---
Sabor a 25°C (Factor de diluição)	3	---	---	---	---	---	---	---
Turvação (NTU)	4	---	---	---	---	---	---	---
Antimónio (µg/L Sb)	5	---	---	---	---	---	---	---
Arsénio (µg/L As)	10	---	---	---	---	---	---	---
Benzeno (µg/L)	1,0	---	---	---	---	---	---	---
Benzo(a)pireno (µg/L)	0,010	---	---	---	---	---	---	---
Boro (mg/L B)	1,0	---	---	---	---	---	---	---
Bromatos (µg/L BrO ₃)	10	---	---	---	---	---	---	---
Cádmio (µg/L Cd)	5,0	---	---	---	---	---	---	---
Cálcio (mg/L Ca)	---	---	---	---	---	---	---	---
Chumbo (µg/L Pb)	25	---	---	---	---	---	---	---
Cianetos (µg/L CN)	50	---	---	---	---	---	---	---
Cobre (mg/L Cu)	2,0	---	---	---	---	---	---	---
Crómio (µg/L Cr)	50	---	---	---	---	---	---	---
1,2 - dicloroetano (µg/L)	3,0	---	---	---	---	---	---	---
Dureza total (mg/L CaCO ₃)	---	---	---	---	---	---	---	---
Enterococos (N/100 ml)	0	---	---	---	---	---	---	---
Fluoretos (mg/L F)	1,5	---	---	---	---	---	---	---
Magnésio (mg/L Mg)	---	---	---	---	---	---	---	---
Mercurio (µg/L Hg)	1	---	---	---	---	---	---	---
Níquel (µg/L Ni)	20	---	---	---	---	---	---	---
Selénio (µg/L Se)	10	---	---	---	---	---	---	---
Cloretos (mg/L Cl)	250	---	---	---	---	---	---	---
Sódio (mg/L Na)	200	---	---	---	---	---	---	---
Sulfatos (mg/L SO ₄)	250	---	---	---	---	---	---	---
Tetracloroetano(µg/L)	---	---	---	---	---	---	---	---
Tricloroetano(µg/L)	---	---	---	---	---	---	---	---
Hidrocarbonetos Aromáticos Policíclicos (µg/L):	0,10	---	---	---	---	---	---	---
Benzo(b)fluoranteno (µg/L)	---	---	---	---	---	---	---	---
Benzo(k)fluoranteno (µg/L)	---	---	---	---	---	---	---	---
Benzo(ghi)perileno (µg/L)	---	---	---	---	---	---	---	---
Indeno(1,2,3-cd)pireno(µg/L)	---	---	---	---	---	---	---	---
Clorofórmio(µg/L)	---	---	---	---	---	---	---	---
Bromofórmio(µg/L)	---	---	---	---	---	---	---	---
Bromodichlorometano(µg/L)	---	---	---	---	---	---	---	---
Dibromochlorometano(µg/L)	---	---	---	---	---	---	---	---
Total:					100%	3	3	100%
Freguesia de Mértola Morena								
Informação complementar relativa à averiguação das situações de incumprimento dos VP (causas e medidas correctivas):								
O Presidente da Câmara Municipal de Mértola						Data da publicação:		
Jorge Paulo Colaço Rosa-						05 fevereiro de 2013		



Câmara Municipal de Mértola

**CONTROLO DA QUALIDADE DA ÁGUA PARA CONSUMO HUMANO
NAS ZONAS DE ABASTECIMENTO¹ DO CONCELHO DE MÉRTOLA**

EDITAL n.º 19/2013

Em conformidade com o Decreto-Lei n.º 306/2007, de 27 de agosto, procedeu-se à verificação da qualidade da água da rede pública, através de análises periódicas na torneira do consumidor, segundo o Programa de Controlo da Qualidade da Água (PCQA) aprovado pela autoridade competente (ERSAR).

**4º TRIMESTRE 2012
01 outubro a
31 dezembro**

Parâmetro (unidades)	Valor Paramétrico (VP) fixado no DL 306/2007	Valores obtidos		N.º Análises superiores VP	% Cumprimento do VP	N.º Análises (PCQA)		% Análises Realizadas
		Mínimo	Máximo			Agendadas	Realizadas	
Escherichia coli (N/100 ml)	0	0	0	0	100%	2	2	100%
Bactérias coliformes (N/100 ml)	0	0	0	0	100%	2	2	100%
Desinfetante residual (mg/L)	0,4	0,2	0,2	---	---	2	2	100%
Alumínio (µg/L Al)	200	<30	<30	0	100%	1	1	100%
Amónio (mg/L NH ₄)	0,50	<0,02	<0,02	0	100%	1	1	100%
Número de colónias a 22 °C (N/ml)	Sem alteração anormal	3	3	---	---	1	1	100%
Número de colónias a 37 °C (N/ml)	Sem alteração anormal	1	1	---	---	1	1	100%
Condutividade (µS/cm a 20°C)	2500	1200	1200	0	100%	1	1	100%
Clostridium perfringens (N/100ml)	0	0	0	0	100%	1	1	100%
Cor (mg/L PtCo)	20	<2	<2	0	100%	1	1	100%
pH (Unidades pH)	≥6,5 e ≤9	7	7	0	100%	1	1	100%
Ferro (µg/L Fe)	200	130	130	0	100%	1	1	100%
Manganês (µg/L Mn)	50	140	140	1	0%	1	1	100%
Nitratos ² (mg/L NO ₃)	50	<10	<10	0	100%	1	1	100%
Nitritos (mg/L NO ₂)	0,5	<0,02	<0,02	0	100%	1	1	100%
Oxidabilidade (mg/L O ₂)	5	<1	<1	0	100%	1	1	100%
Cheiro a 25°C (Factor de diluição)	3	<1	<1	0	100%	1	1	100%
Sabor a 25°C (Factor de diluição)	3	<1	<1	0	100%	1	1	100%
Turvação (NTU)	4	2,2	2,2	0	100%	1	1	100%
Antimónio (µg/L Sb)	5	<3,5	<3,5	0	100%	1	1	100%
Arsénio (µg/L As)	10	<10	<10	0	100%	1	1	100%
Benzeno (µg/L)	1,0	<0,5	<0,5	0	100%	1	1	100%
Benzo(a)pireno (µg/L)	0,010	<0,005	<0,005	0	100%	1	1	100%
Boro (mg/L B)	1,0	<0,3	<0,3	0	100%	1	1	100%
Bromatos (µg/L BrO ₃)	10	<5	<5	0	100%	1	1	100%
Cádmio (µg/L Cd)	5,0	<1	<1	0	100%	1	1	100%
Cálcio (mg/L Ca)	---	58	58	---	---	1	1	100%
Chumbo (µg/L Pb)	25	<5	<5	0	100%	1	1	100%
Cianetos (µg/L CN)	50	<15	<15	0	100%	1	1	100%
Cobre (mg/L Cu)	2,0	0,04	0,04	0	100%	1	1	100%
Crómio (µg/L Cr)	50	<2	<2	0	100%	1	1	100%
1,2 - dicloroetano (µg/L)	3,0	<1	<1	0	100%	1	1	100%
Dureza total (mg/L CaCO ₃)	---	351	351	---	---	1	1	100%
Enterococos (N/100 ml)	0	0	0	0	100%	1	1	100%
Fluoretos (mg/L F)	1,5	0,6	0,6	0	100%	1	1	100%
Magnésio (mg/L Mg)	---	50	50	---	---	1	1	100%
Mercurio (µg/L Hg)	1	<1	<1	0	100%	1	1	100%
Níquel (µg/L Ni)	20	<5	<5	0	100%	1	1	100%
Selénio (µg/L Se)	10	<10	<10	0	100%	1	1	100%
Cloretos (mg/L Cl)	250	300	300	1	0%	1	1	100%
Sódio (mg/L Na)	200	290	290	1	0%	1	1	100%
Sulfatos (mg/L SO ₄)	250	72	72	0	100%	1	1	100%
Tetracloreto (µg/L)	---	<1	<1	---	---	1	1	100%
Tricloroetano (µg/L)	---	<1	<1	---	---	1	1	100%
Hidrocarbonetos Aromáticos Policíclicos (µg/L):	0,10	<0,01	<0,01	0	100%	1	1	100%
Benzo(b)fluoranteno (µg/L)	---	<0,01	<0,01	---	---	1	1	100%
Benzo(k)fluoranteno (µg/L)	---	<0,01	<0,01	---	---	1	1	100%
Benzo(ghi)perileno (µg/L)	---	<0,01	<0,01	---	---	1	1	100%
Indeno(1,2,3-cd)pireno (µg/L)	---	<0,01	<0,01	---	---	1	1	100%
Clorofórmio (µg/L)	---	<3	<3	---	---	1	1	100%
Bromofórmio (µg/L)	---	<3	<3	---	---	1	1	100%
Bromodlorometano (µg/L)	---	<0,01	<0,01	---	---	1	1	100%
Dibromoclorometano (µg/L)	---	<3	<3	---	---	1	1	100%
Total:					92%	56	56	100%

 Freguesia de Mértola
Mosteiro

Informação complementar relativa à averiguação das situações de incumprimento dos VP (causas e medidas correctivas):


O Presidente da Câmara Municipal de Mértola

Jorge Paulo Colaço Rosa-

 Data da publicação:
05 fevereiro de 2013

Câmara Municipal de Mértola		CONTROLO DA QUALIDADE DA ÁGUA PARA CONSUMO HUMANO NAS ZONAS DE ABASTECIMENTO ¹ DO CONCELHO DE MÉRTOLA				EDITAL n.º 19/2013		
Em conformidade com o Decreto-Lei n.º 306/2007, de 27 de agosto, procedeu-se à verificação da qualidade da água da rede pública, através de análises periódicas na torneira do consumidor, segundo o Programa de Controlo da Qualidade da Água (PCQA) aprovado pela autoridade competente (ERSAR).					4º TRIMESTRE 2012 01 outubro a 31 dezembro			
Parâmetro (unidades)	Valor Paramétrico (VP) fixado no DL 306/2007	Valores obtidos		N.º Análises superiores VP	% Cumprimento do VP	N.º Análises (PCQA)		% Análises Realizadas
		Mínimo	Máximo			Agendadas	Realizadas	
Escherichia coli (N/100 ml)	0	0	0	0	100%	1	1	100%
Bactérias coliformes (N/100 ml)	0	0	0	0	100%	1	1	100%
Desinfetante residual (mg/L)	0,4	0,4	0,4	---	---	1	1	100%
Alumínio (µg/L Al)	200	---	---	---	---	---	---	---
Amónio (mg/L NH ₄)	0,50	---	---	---	---	---	---	---
Número de colónias a 22 °C (N/ml)	Sem alteração anormal	---	---	---	---	---	---	---
Número de colónias a 37 °C (N/ml)	Sem alteração anormal	---	---	---	---	---	---	---
Condutividade (µS/cm a 20°C)	2500	---	---	---	---	---	---	---
Clostridium perfringens (N/100ml)	0	---	---	---	---	---	---	---
Cor (mg/L PtCo)	20	---	---	---	---	---	---	---
pH (Unidades pH)	≥6,5 e ≤9	---	---	---	---	---	---	---
Ferro (µg/L Fe)	200	---	---	---	---	---	---	---
Manganês (µg/L Mn)	50	---	---	---	---	---	---	---
Nitratos ² (mg/L NO ₃)	50	---	---	---	---	---	---	---
Nitritos (mg/L NO ₂)	0,5	---	---	---	---	---	---	---
Oxidabilidade (mg/L O ₂)	5	---	---	---	---	---	---	---
Cheiro a 25°C (Factor de diluição)	3	---	---	---	---	---	---	---
Sabor a 25°C (Factor de diluição)	3	---	---	---	---	---	---	---
Turvação (NTU)	4	---	---	---	---	---	---	---
Antimónio (µg/L Sb)	5	---	---	---	---	---	---	---
Arsénio (µg/L As)	10	---	---	---	---	---	---	---
Benzeno (µg/L)	1,0	---	---	---	---	---	---	---
Benzo(a)pireno (µg/L)	0,010	---	---	---	---	---	---	---
Boro (mg/L B)	1,0	---	---	---	---	---	---	---
Bromatos (µg/L BrO ₃)	10	---	---	---	---	---	---	---
Cádmio (µg/L Cd)	5,0	---	---	---	---	---	---	---
Cálcio (mg/L Ca)	---	---	---	---	---	---	---	---
Chumbo (µg/L Pb)	25	---	---	---	---	---	---	---
Cianetos (µg/L CN)	50	---	---	---	---	---	---	---
Cobre (mg/L Cu)	2,0	---	---	---	---	---	---	---
Crómio (µg/L Cr)	50	---	---	---	---	---	---	---
1,2 - dicloroetano (µg/L)	3,0	---	---	---	---	---	---	---
Dureza total (mg/L CaCO ₃)	---	---	---	---	---	---	---	---
Enterococos (N/100 ml)	0	---	---	---	---	---	---	---
Fluoretos (mg/L F)	1,5	---	---	---	---	---	---	---
Magnésio (mg/L Mg)	---	---	---	---	---	---	---	---
Mercurio (µg/L Hg)	1	---	---	---	---	---	---	---
Níquel (µg/L Ni)	20	---	---	---	---	---	---	---
Selénio (µg/L Se)	10	---	---	---	---	---	---	---
Cloretos (mg/L Cl)	250	---	---	---	---	---	---	---
Sódio (mg/L Na)	200	---	---	---	---	---	---	---
Sulfatos (mg/L SO ₄)	250	---	---	---	---	---	---	---
Tetracloroetano(µg/L)	---	---	---	---	---	---	---	---
Tricloroetano(µg/L)	---	---	---	---	---	---	---	---
Hidrocarbonetos Aromáticos Policíclicos (µg/L):	0,10	---	---	---	---	---	---	---
Benzo(b)fluoranteno (µg/L)	---	---	---	---	---	---	---	---
Benzo(k)fluoranteno (µg/L)	---	---	---	---	---	---	---	---
Benzo(ghi)perileno (µg/L)	---	---	---	---	---	---	---	---
Indeno(1,2,3-cd)pireno(µg/L)	---	---	---	---	---	---	---	---
Clorofórmio(µg/L)	---	---	---	---	---	---	---	---
Bromofórmio(µg/L)	---	---	---	---	---	---	---	---
Bromodichlorometano(µg/L)	---	---	---	---	---	---	---	---
Dibromodichlorometano(µg/L)	---	---	---	---	---	---	---	---
Total:					100%	3	3	100%
Freguesia de São Miguel do Pinheiro Murteira								
Informação complementar relativa à averiguação das situações de incumprimento dos VP (causas e medidas correctivas):								
O Presidente da Câmara Municipal de Mértola						Data da publicação:		
Jorge Paulo Colaço Rosa-						05 fevereiro de 2013		

Câmara Municipal de Mértola		CONTROLO DA QUALIDADE DA ÁGUA PARA CONSUMO HUMANO NAS ZONAS DE ABASTECIMENTO ¹ DO CONCELHO DE MÉRTOLA				EDITAL n.º 19/2013		
Em conformidade com o Decreto-Lei n.º 306/2007, de 27 de agosto, procedeu-se à verificação da qualidade da água da rede pública, através de análises periódicas na torneira do consumidor, segundo o Programa de Controlo da Qualidade da Água (PCQA) aprovado pela autoridade competente (ERSAR).					4º TRIMESTRE 2012 01 outubro a 31 dezembro			
Parâmetro (unidades)	Valor Paramétrico (VP) fixado no DL 306/2007	Valores obtidos		N.º Análises superiores VP	% Cumprimento do VP	N.º Análises (PCQA)		% Análises Realizadas
		Mínimo	Máximo			Agendadas	Realizadas	
Escherichia coli (N/100 ml)	0	0	0	0	100%	1	1	100%
Bactérias coliformes (N/100 ml)	0	0	0	0	100%	1	1	100%
Desinfetante residual (mg/L)	0,4	0,4	0,4	---	---	1	1	100%
Alumínio (µg/L Al)	200	---	---	---	---	---	---	---
Amónio (mg/L NH ₄)	0,50	---	---	---	---	---	---	---
Número de colónias a 22 °C (N/ml)	Sem alteração anormal	---	---	---	---	---	---	---
Número de colónias a 37 °C (N/ml)	Sem alteração anormal	---	---	---	---	---	---	---
Condutividade (µS/cm a 20°C)	2500	---	---	---	---	---	---	---
Clostridium perfringens (N/100ml)	0	---	---	---	---	---	---	---
Cor (mg/L PtCo)	20	---	---	---	---	---	---	---
pH (Unidades pH)	≥6,5 e ≤9	---	---	---	---	---	---	---
Ferro (µg/L Fe)	200	---	---	---	---	---	---	---
Manganês (µg/L Mn)	50	---	---	---	---	---	---	---
Nitratos ² (mg/L NO ₃)	50	---	---	---	---	---	---	---
Nitritos (mg/L NO ₂)	0,5	---	---	---	---	---	---	---
Oxidabilidade (mg/L O ₂)	5	---	---	---	---	---	---	---
Cheiro a 25°C (Factor de diluição)	3	---	---	---	---	---	---	---
Sabor a 25°C (Factor de diluição)	3	---	---	---	---	---	---	---
Turvação (NTU)	4	---	---	---	---	---	---	---
Antimónio (µg/L Sb)	5	---	---	---	---	---	---	---
Arsénio (µg/L As)	10	---	---	---	---	---	---	---
Benzeno (µg/L)	1,0	---	---	---	---	---	---	---
Benzo(a)pireno (µg/L)	0,010	---	---	---	---	---	---	---
Boro (mg/L B)	1,0	---	---	---	---	---	---	---
Bromatos (µg/L BrO ₃)	10	---	---	---	---	---	---	---
Cádmio (µg/L Cd)	5,0	---	---	---	---	---	---	---
Cálcio (mg/L Ca)	---	---	---	---	---	---	---	---
Chumbo (µg/L Pb)	25	---	---	---	---	---	---	---
Cianetos (µg/L CN)	50	---	---	---	---	---	---	---
Cobre (mg/L Cu)	2,0	---	---	---	---	---	---	---
Crómio (µg/L Cr)	50	---	---	---	---	---	---	---
1,2 - dicloroetano (µg/L)	3,0	---	---	---	---	---	---	---
Dureza total (mg/L CaCO ₃)	---	---	---	---	---	---	---	---
Enterococos (N/100 ml)	0	---	---	---	---	---	---	---
Fluoretos (mg/L F)	1,5	---	---	---	---	---	---	---
Magnésio (mg/L Mg)	---	---	---	---	---	---	---	---
Mercurio (µg/L Hg)	1	---	---	---	---	---	---	---
Níquel (µg/L Ni)	20	---	---	---	---	---	---	---
Selénio (µg/L Se)	10	---	---	---	---	---	---	---
Cloretos (mg/L Cl)	250	---	---	---	---	---	---	---
Sódio (mg/L Na)	200	---	---	---	---	---	---	---
Sulfatos (mg/L SO ₄)	250	---	---	---	---	---	---	---
Tetracloroetano(µg/L)	---	---	---	---	---	---	---	---
Tricloroetano(µg/L)	---	---	---	---	---	---	---	---
Hidrocarbonetos Aromáticos Policíclicos (µg/L):	0,10	---	---	---	---	---	---	---
Benzo(b)fluoranteno (µg/L)	---	---	---	---	---	---	---	---
Benzo(k)fluoranteno (µg/L)	---	---	---	---	---	---	---	---
Benzo(ghi)perileno (µg/L)	---	---	---	---	---	---	---	---
Indeno(1,2,3-cd)pireno(µg/L)	---	---	---	---	---	---	---	---
Clorofórmio(µg/L)	---	---	---	---	---	---	---	---
Bromofórmio(µg/L)	---	---	---	---	---	---	---	---
Bromodichlorometano(µg/L)	---	---	---	---	---	---	---	---
Dibromodichlorometano(µg/L)	---	---	---	---	---	---	---	---
Total:					100%	3	3	100%
Freguesia de Mértola Namorados								
Informação complementar relativa à averiguação das situações de incumprimento dos VP (causas e medidas correctivas):								
O Presidente da Câmara Municipal de Mértola						Data da publicação:		
Jorge Paulo Colaço Rosa-						05 fevereiro de 2013		

 Câmara Municipal de Mértola	CONTROLO DA QUALIDADE DA ÁGUA PARA CONSUMO HUMANO NAS ZONAS DE ABASTECIMENTO¹ DO CONCELHO DE MÉRTOLA	EDITAL n.º 19/2013
--	--	---------------------------

Em conformidade com o Decreto-Lei n.º 306/2007, de 27 de agosto, procedeu-se à verificação da qualidade da água da rede pública, através de análises periódicas na torneira do consumidor, segundo o Programa de Controlo da Qualidade da Água (PCQA) aprovado pela autoridade competente (ERSAR).	4º TRIMESTRE 2012 01 outubro a 31 dezembro
--	---

Parâmetro (unidades)	Valor Paramétrico (VP) fixado no DL 306/2007	Valores obtidos		N.º Análises superiores VP	% Cumprimento do VP	N.º Análises (PCQA)		% Análises Realizadas
		Mínimo	Máximo			Agendadas	Realizadas	
Escherichia coli (N/100 ml)	0	0	0	0	100%	2	2	100%
Bactérias coliformes (N/100 ml)	0	0	0	0	100%	2	2	100%
Desinfetante residual (mg/L)	0,4	0,1	0,2	---	---	2	2	100%
Alumínio (µg/L Al)	200	<30	<30	0	100%	1	1	100%
Amónio (mg/L NH ₄)	0,50	<0,02	<0,02	0	100%	1	1	100%
Número de colónias a 22 °C (N/ml)	Sem alteração anormal	0	0	---	---	1	1	100%
Número de colónias a 37 °C (N/ml)	Sem alteração anormal	3	3	---	---	1	1	100%
Condutividade (µS/cm a 20°C)	2500	1300	1300	0	100%	1	1	100%
Clostridium perfringens (N/100ml)	0	0	0	0	100%	1	1	100%
Cor (mg/L PtCo)	20	<2	<2	0	100%	1	1	100%
pH (Unidades pH)	≥6,5 e ≤9	7,9	7,9	0	100%	1	1	100%
Ferro (µg/L Fe)	200	<50	<50	0	100%	1	1	100%
Manganês (µg/L Mn)	50	<15	<15	0	100%	1	1	100%
Nitratos ² (mg/L NO ₃)	50	<10	<10	0	100%	1	1	100%
Nitritos (mg/L NO ₂)	0,5	<0,02	<0,02	0	100%	1	1	100%
Oxidabilidade (mg/L O ₂)	5	<1	<1	0	100%	1	1	100%
Cheiro a 25°C (Factor de diluição)	3	2	2	0	100%	1	1	100%
Sabor a 25°C (Factor de diluição)	3	3	3	0	100%	1	1	100%
Turvação (NTU)	4	<0,5	<0,5	0	100%	1	1	100%
Antimónio (µg/L Sb)	5	<3,5	<3,5	0	100%	1	1	100%
Arsénio (µg/L As)	10	<10	<10	0	100%	1	1	100%
Benzeno (µg/L)	1,0	<0,5	<0,5	0	100%	1	1	100%
Benzo(a)pireno (µg/L)	0,010	<0,005	<0,005	0	100%	1	1	100%
Boro (mg/L B)	1,0	<0,3	<0,3	0	100%	1	1	100%
Bromatos (µg/L BrO ₃)	10	<5	<5	0	100%	1	1	100%
Cádmio (µg/L Cd)	5,0	<1	<1	0	100%	1	1	100%
Cálcio (mg/L Ca)	---	300	300	---	---	1	1	100%
Chumbo (µg/L Pb)	25	<5	<5	0	100%	1	1	100%
Cianetos (µg/L CN)	50	<15	<15	0	100%	1	1	100%
Cobre (mg/L Cu)	2,0	0,02	0,02	0	100%	1	1	100%
Crómio (µg/L Cr)	50	<2	<2	0	100%	1	1	100%
1,2 - dicloroetano (µg/L)	3,0	<1	<1	0	100%	1	1	100%
Dureza total (mg/L CaCO ₃)	---	980	980	---	---	1	1	100%
Enterococos (N/100 ml)	0	0	0	0	100%	1	1	100%
Fluoretos (mg/L F)	1,5	0,6	0,6	0	100%	1	1	100%
Magnésio (mg/L Mg)	---	56	56	---	---	1	1	100%
Mercurio (µg/L Hg)	1	<1	<1	0	100%	1	1	100%
Níquel (µg/L Ni)	20	<5	<5	0	100%	1	1	100%
Selénio (µg/L Se)	10	<10	<10	0	100%	1	1	100%
Cloretos (mg/L Cl)	250	270	270	1	0%	1	1	100%
Sódio (mg/L Na)	200	150	150	0	100%	1	1	100%
Sulfatos (mg/L SO ₄)	250	59	59	0	100%	1	1	100%
Tetracloroetano(µg/L)	---	<1	<1	---	---	1	1	100%
Tricloroetano(µg/L)	---	<1	<1	---	---	1	1	100%
Hidrocarbonetos Aromáticos Policíclicos (µg/L):	0,10	<0,01	<0,01	0	100%	1	1	100%
Benzo(b)fluoranteno (µg/L)	---	<0,01	<0,01	---	---	1	1	100%
Benzo(k)fluoranteno (µg/L)	---	<0,01	<0,01	---	---	1	1	100%
Benzo(ghi)perileno (µg/L)	---	<0,01	<0,01	---	---	1	1	100%
Indeno(1,2,3-cd)pireno(µg/L)	---	<0,01	<0,01	---	---	1	1	100%
Clorofórmio(µg/L)	---	<3	<3	---	---	1	1	100%
Bromofórmio(µg/L)	---	<3	<3	---	---	1	1	100%
Bromodiclorometano(µg/L)	---	<0,01	<0,01	---	---	1	1	100%
Dibromoclorometano(µg/L)	---	<3	<3	---	---	1	1	100%
Total:					97%	56	56	100%

Freguesia de Alcaria Ruiva

Navarro


Informação complementar relativa à averiguação das situações de incumprimento dos VP (causas e medidas correctivas):

O Presidente da Câmara Municipal de Mértola

Jorge Paulo Colaço Rosa-

Data da publicação:

05 fevereiro de 2013

 Câmara Municipal de Mértola	CONTROLO DA QUALIDADE DA ÁGUA PARA CONSUMO HUMANO NAS ZONAS DE ABASTECIMENTO¹ DO CONCELHO DE MÉRTOLA	EDITAL n.º 19/2013
--	--	---------------------------

Em conformidade com o Decreto-Lei n.º 306/2007, de 27 de agosto, procedeu-se à verificação da qualidade da água da rede pública, através de análises periódicas na torneira do consumidor, segundo o Programa de Controlo da Qualidade da Água (PCQA) aprovado pela autoridade competente (ERSAR).	4º TRIMESTRE 2012 01 outubro a 31 dezembro
--	---

Parâmetro (unidades)	Valor Paramétrico (VP) fixado no DL 306/2007	Valores obtidos		N.º Análises superiores VP	% Cumprimento do VP	N.º Análises (PCQA)		% Análises Realizadas
		Mínimo	Máximo			Agendadas	Realizadas	
Escherichia coli (N/100 ml)	0	0	0	0	100%	1	1	100%
Bactérias coliformes (N/100 ml)	0	0	0	0	100%	1	1	100%
Desinfetante residual (mg/L)	0,4	0,4	0,4	---	---	1	1	100%
Alumínio (µg/L Al)	200	---	---	---	---	---	---	---
Amónio (mg/L NH ₄)	0,50	---	---	---	---	---	---	---
Número de colónias a 22 °C (N/ml)	Sem alteração anormal	---	---	---	---	---	---	---
Número de colónias a 37 °C (N/ml)	Sem alteração anormal	---	---	---	---	---	---	---
Condutividade (µS/cm a 20°C)	2500	---	---	---	---	---	---	---
Clostridium perfringens (N/100ml)	0	---	---	---	---	---	---	---
Cor (mg/L PtCo)	20	---	---	---	---	---	---	---
pH (Unidades pH)	≥6,5 e ≤9	---	---	---	---	---	---	---
Ferro (µg/L Fe)	200	---	---	---	---	---	---	---
Manganês (µg/L Mn)	50	---	---	---	---	---	---	---
Nitratos ² (mg/L NO ₃)	50	---	---	---	---	---	---	---
Nitritos (mg/L NO ₂)	0,5	---	---	---	---	---	---	---
Oxidabilidade (mg/L O ₂)	5	---	---	---	---	---	---	---
Cheiro a 25°C (Factor de diluição)	3	---	---	---	---	---	---	---
Sabor a 25°C (Factor de diluição)	3	---	---	---	---	---	---	---
Turvação (NTU)	4	---	---	---	---	---	---	---
Antimónio (µg/L Sb)	5	---	---	---	---	---	---	---
Arsénio (µg/L As)	10	---	---	---	---	---	---	---
Benzeno (µg/L)	1,0	---	---	---	---	---	---	---
Benzo(a)pireno (µg/L)	0,010	---	---	---	---	---	---	---
Boro (mg/L B)	1,0	---	---	---	---	---	---	---
Bromatos (µg/L BrO ₃)	10	---	---	---	---	---	---	---
Cádmio (µg/L Cd)	5,0	---	---	---	---	---	---	---
Cálcio (mg/L Ca)	---	---	---	---	---	---	---	---
Chumbo (µg/L Pb)	25	---	---	---	---	---	---	---
Cianetos (µg/L CN)	50	---	---	---	---	---	---	---
Cobre (mg/L Cu)	2,0	---	---	---	---	---	---	---
Crómio (µg/L Cr)	50	---	---	---	---	---	---	---
1,2 - dicloroetano (µg/L)	3,0	---	---	---	---	---	---	---
Dureza total (mg/L CaCO ₃)	---	---	---	---	---	---	---	---
Enterococos (N/100 ml)	0	---	---	---	---	---	---	---
Fluoretos (mg/L F)	1,5	---	---	---	---	---	---	---
Magnésio (mg/L Mg)	---	---	---	---	---	---	---	---
Mercurio (µg/L Hg)	1	---	---	---	---	---	---	---
Níquel (µg/L Ni)	20	---	---	---	---	---	---	---
Selénio (µg/L Se)	10	---	---	---	---	---	---	---
Cloretos (mg/L Cl)	250	---	---	---	---	---	---	---
Sódio (mg/L Na)	200	---	---	---	---	---	---	---
Sulfatos (mg/L SO ₄)	250	---	---	---	---	---	---	---
Tetracloroetano(µg/L)	---	---	---	---	---	---	---	---
Tricloroetano(µg/L)	---	---	---	---	---	---	---	---
Hidrocarbonetos Aromáticos Policíclicos (µg/L):	0,10	---	---	---	---	---	---	---
Benzo(b)fluoranteno (µg/L)	---	---	---	---	---	---	---	---
Benzo(k)fluoranteno (µg/L)	---	---	---	---	---	---	---	---
Benzo(ghi)perileno (µg/L)	---	---	---	---	---	---	---	---
Indeno(1,2,3-cd)pireno(µg/L)	---	---	---	---	---	---	---	---
Clorofórmio(µg/L)	---	---	---	---	---	---	---	---
Bromofórmio(µg/L)	---	---	---	---	---	---	---	---
Bromodichlorometano(µg/L)	---	---	---	---	---	---	---	---
Dibromodichlorometano(µg/L)	---	---	---	---	---	---	---	---
Total:					100%	3	3	100%

Freguesia de Mértola
Neves


Informação complementar relativa à averiguação das situações de incumprimento dos VP (causas e medidas correctivas):

O Presidente da Câmara Municipal de Mértola

Jorge Paulo Colaço Rosa-

Data da publicação:
05 fevereiro de 2013

Câmara Municipal de Mértola		CONTROLO DA QUALIDADE DA ÁGUA PARA CONSUMO HUMANO NAS ZONAS DE ABASTECIMENTO ¹ DO CONCELHO DE MÉRTOLA				EDITAL n.º 19/2013		
Em conformidade com o Decreto-Lei n.º 306/2007, de 27 de agosto, procedeu-se à verificação da qualidade da água da rede pública, através de análises periódicas na torneira do consumidor, segundo o Programa de Controlo da Qualidade da Água (PCQA) aprovado pela autoridade competente (ERSAR).						4º TRIMESTRE 2012 01 outubro a 31 dezembro		
Parâmetro (unidades)	Valor Paramétrico (VP) fixado no DL 306/2007	Valores obtidos		N.º Análises superiores VP	% Cumprimento do VP	N.º Análises (PCQA)		% Análises Realizadas
		Mínimo	Máximo			Agendadas	Realizadas	
Escherichia coli (N/100 ml)	0	0	0	0	100%	2	2	100%
Bactérias coliformes (N/100 ml)	0	0	0	0	100%	2	2	100%
Desinfetante residual (mg/L)	0,4	0,3	0,48	---	---	2	2	100%
Alumínio (µg/L Al)	200	---	---	---	---	---	---	---
Amónio (mg/L NH ₄)	0,50	<0,05	<0,05	0	100%	1	1	100%
Número de colónias a 22 °C (N/ml)	Sem alteração anormal	6	6	---	---	---	---	---
Número de colónias a 37 °C (N/ml)	Sem alteração anormal	3	3	---	---	---	---	---
Condutividade (µS/cm a 20°C)	2500	1500	1500	0	100%	1	1	100%
Clostridium perfringens (N/100ml)	0	---	---	---	---	---	---	---
Cor (mg/L PtCo)	20	<5	<5	0	100%	1	1	100%
pH (Unidades pH)	≥6,5 e ≤9	7,7	7,7	0	100%	1	1	100%
Ferro (µg/L Fe)	200	---	---	---	---	---	---	---
Manganês (µg/L Mn)	50	<15	<15	0	100%	1	1	100%
Nitratos ² (mg/L NO ₃)	50	<4	<4	0	100%	1	1	100%
Nitritos (mg/L NO ₂)	0,5	---	---	---	---	---	---	---
Oxidabilidade (mg/L O ₂)	5	<1	<1	0	100%	1	1	100%
Cheiro a 25°C (Factor de diluição)	3	<1	<1	0	100%	1	1	100%
Sabor a 25°C (Factor de diluição)	3	<1	<1	0	100%	1	1	100%
Turvação (NTU)	4	0,37	0,37	0	100%	1	1	100%
Antimónio (µg/L Sb)	5	---	---	---	---	0	0	---
Arsénio (µg/L As)	10	---	---	---	---	0	0	---
Benzeno (µg/L)	1,0	---	---	---	---	0	0	---
Benzo(a)pireno (µg/L)	0,010	---	---	---	---	0	0	---
Boro (mg/L B)	1,0	---	---	---	---	0	0	---
Bromatos (µg/L BrO ₃)	10	---	---	---	---	0	0	---
Cádmio (µg/L Cd)	5,0	---	---	---	---	0	0	---
Cálcio (mg/L Ca)	---	---	---	---	---	0	0	---
Chumbo (µg/L Pb)	25	---	---	---	---	0	0	---
Cianetos (µg/L CN)	50	---	---	---	---	0	0	---
Cobre (mg/L Cu)	2,0	---	---	---	---	0	0	---
Crómio (µg/L Cr)	50	---	---	---	---	0	0	---
1,2 - dicloroetano (µg/L)	3,0	---	---	---	---	0	0	---
Dureza total (mg/L CaCO ₃)	---	---	---	---	---	0	0	---
Enterococos (N/100 ml)	0	---	---	---	---	0	0	---
Fluoretos (mg/L F)	1,5	---	---	---	---	0	0	---
Magnésio (mg/L Mg)	---	---	---	---	---	0	0	---
Mercurio (µg/L Hg)	1	---	---	---	---	0	0	---
Níquel (µg/L Ni)	20	---	---	---	---	0	0	---
Selénio (µg/L Se)	10	---	---	---	---	0	0	---
Cloretos (mg/L Cl)	250	---	---	---	---	0	0	---
Sódio (mg/L Na)	200	---	---	---	---	0	0	---
Sulfatos (mg/L SO ₄)	250	---	---	---	---	0	0	---
Tetracloroetano(µg/L)	---	---	---	---	---	0	0	---
Tricloroetano(µg/L)	---	---	---	---	---	0	0	---
Hidrocarbonetos Aromáticos Policíclicos (µg/L):	0,10	---	---	---	---	---	---	---
Benzo(b)fluoranteno (µg/L)	---	---	---	---	---	0	0	---
Benzo(k)fluoranteno (µg/L)	---	---	---	---	---	0	0	---
Benzo(ghi)perileno (µg/L)	---	---	---	---	---	0	0	---
Indeno(1,2,3-cd)pireno(µg/L)	---	---	---	---	---	0	0	---
Clorofórmio(µg/L)	---	---	---	---	---	0	0	---
Bromofórmio(µg/L)	---	---	---	---	---	0	0	---
Bromodichlorometano(µg/L)	---	---	---	---	---	0	0	---
Dibromochlorometano(µg/L)	---	---	---	---	---	0	0	---
Total:					100%	16	16	100%
Freguesia de São Miguel do Pinheiro Penedos								
Informação complementar relativa à averiguação das situações de incumprimento dos VP (causas e medidas correctivas):								
O Presidente da Câmara Municipal de Mértola						Data da publicação:		
Jorge Paulo Colaço Rosa-						05 fevereiro de 2013		

 Câmara Municipal de Mértola	CONTROLO DA QUALIDADE DA ÁGUA PARA CONSUMO HUMANO NAS ZONAS DE ABASTECIMENTO¹ DO CONCELHO DE MÉRTOLA	EDITAL n.º 19/2013
---	--	---------------------------

Em conformidade com o Decreto-Lei n.º 306/2007, de 27 de agosto, procedeu-se à verificação da qualidade da água da rede pública, através de análises periódicas na torneira do consumidor, segundo o Programa de Controlo da Qualidade da Água (PCQA) aprovado pela autoridade competente (ERSAR).	4º TRIMESTRE 2012 01 outubro a 31 dezembro
--	---

Parâmetro (unidades)	Valor Paramétrico (VP) fixado no DL 306/2007	Valores obtidos		N.º Análises superiores VP	% Cumprimento do VP	N.º Análises (PCQA)		% Análises Realizadas
		Mínimo	Máximo			Agendadas	Realizadas	
<i>Escherichia coli</i> (N/100 ml)	0	0	0	0	100%	1	1	100%
Bactérias coliformes (N/100 ml)	0	0	0	0	100%	1	1	100%
Desinfetante residual (mg/L)	0,4	<0,1	<0,1	---	---	1	1	100%
Alumínio (µg/L Al)	200	---	---	---	---	---	---	---
Amónio (mg/L NH ₄)	0,50	---	---	---	---	---	---	---
Número de colónias a 22 °C (N/ml)	Sem alteração anormal	---	---	---	---	---	---	---
Número de colónias a 37 °C (N/ml)	Sem alteração anormal	---	---	---	---	---	---	---
Condutividade (µS/cm a 20°C)	2500	---	---	---	---	---	---	---
<i>Clostridium perfringens</i> (N/100ml)	0	---	---	---	---	---	---	---
Cor (mg/L PtCo)	20	---	---	---	---	---	---	---
pH (Unidades pH)	≥6,5 e ≤9	---	---	---	---	---	---	---
Ferro (µg/L Fe)	200	---	---	---	---	---	---	---
Manganês (µg/L Mn)	50	---	---	---	---	---	---	---
Nitratos ² (mg/L NO ₃)	50	---	---	---	---	---	---	---
Nitritos (mg/L NO ₂)	0,5	---	---	---	---	---	---	---
Oxidabilidade (mg/L O ₂)	5	---	---	---	---	---	---	---
Cheiro a 25°C (Factor de diluição)	3	---	---	---	---	---	---	---
Sabor a 25°C (Factor de diluição)	3	---	---	---	---	---	---	---
Turvação (NTU)	4	---	---	---	---	---	---	---
Antimónio (µg/L Sb)	5	---	---	---	---	---	---	---
Arsénio (µg/L As)	10	---	---	---	---	---	---	---
Benzeno (µg/L)	1,0	---	---	---	---	---	---	---
Benzo(a)pireno (µg/L)	0,010	---	---	---	---	---	---	---
Boro (mg/L B)	1,0	---	---	---	---	---	---	---
Bromatos (µg/L BrO ₃)	10	---	---	---	---	---	---	---
Cádmio (µg/L Cd)	5,0	---	---	---	---	---	---	---
Cálcio (mg/L Ca)	---	---	---	---	---	---	---	---
Chumbo (µg/L Pb)	25	---	---	---	---	---	---	---
Cianetos (µg/L CN)	50	---	---	---	---	---	---	---
Cobre (mg/L Cu)	2,0	---	---	---	---	---	---	---
Crómio (µg/L Cr)	50	---	---	---	---	---	---	---
1,2 - dicloroetano (µg/L)	3,0	---	---	---	---	---	---	---
Dureza total (mg/L CaCO ₃)	---	---	---	---	---	---	---	---
Enterococos (N/100 ml)	0	---	---	---	---	---	---	---
Fluoretos (mg/L F)	1,5	---	---	---	---	---	---	---
Magnésio (mg/L Mg)	---	---	---	---	---	---	---	---
Merúrio (µg/L Hg)	1	---	---	---	---	---	---	---
Níquel (µg/L Ni)	20	---	---	---	---	---	---	---
Selénio (µg/L Se)	10	---	---	---	---	---	---	---
Cloretos (mg/L Cl)	250	---	---	---	---	---	---	---
Sódio (mg/L Na)	200	---	---	---	---	---	---	---
Sulfatos (mg/L SO ₄)	250	---	---	---	---	---	---	---
Tetracloroetano(µg/L)	---	---	---	---	---	---	---	---
Tricloroetano(µg/L)	---	---	---	---	---	---	---	---
Hidrocarbonetos Aromáticos Policíclicos (µg/L):	0,10	---	---	---	---	---	---	---
Benzo(b)fluoranteno (µg/L)	---	---	---	---	---	---	---	---
Benzo(k)fluoranteno (µg/L)	---	---	---	---	---	---	---	---
Benzo(ghi)perileno (µg/L)	---	---	---	---	---	---	---	---
Indeno(1,2,3-cd)pireno(µg/L)	---	---	---	---	---	---	---	---
Clorofórmio(µg/L)	---	---	---	---	---	---	---	---
Bromofórmio(µg/L)	---	---	---	---	---	---	---	---
Bromodichlorometano(µg/L)	---	---	---	---	---	---	---	---
Dibromodichlorometano(µg/L)	---	---	---	---	---	---	---	---
Total:					100%	3	3	100%

Freguesia de Espírito Santo
Penha D'Águia

Informação complementar relativa à averiguação das situações de incumprimento dos VP (causas e medidas correctivas):

O Presidente da Câmara Municipal de Mértola Jorge Paulo Colaço Rosa-	Data da publicação: 05 fevereiro de 2013
---	---

Câmara Municipal de Mértola		CONTROLO DA QUALIDADE DA ÁGUA PARA CONSUMO HUMANO NAS ZONAS DE ABASTECIMENTO ¹ DO CONCELHO DE MÉRTOLA				EDITAL n.º 19/2013		
Em conformidade com o Decreto-Lei n.º 306/2007, de 27 de agosto, procedeu-se à verificação da qualidade da água da rede pública, através de análises periódicas na torneira do consumidor, segundo o Programa de Controlo da Qualidade da Água (PCQA) aprovado pela autoridade competente (ERSAR).					4º TRIMESTRE 2012 01 outubro a 31 dezembro			
Parâmetro (unidades)	Valor Paramétrico (VP) fixado no DL 306/2007	Valores obtidos		N.º Análises superiores VP	% Cumprimento do VP	N.º Análises (PCQA)		% Análises Realizadas
		Mínimo	Máximo			Agendadas	Realizadas	
Escherichia coli (N/100 ml)	0	0	0	0	100%	1	1	100%
Bactérias coliformes (N/100 ml)	0	0	0	0	100%	1	1	100%
Desinfetante residual (mg/L)	0,4	0,3	0,3	---	---	1	1	100%
Alumínio (µg/L Al)	200	---	---	---	---	---	---	---
Amónio (mg/L NH ₄)	0,50	---	---	---	---	---	---	---
Número de colónias a 22 °C (N/ml)	Sem alteração anormal	---	---	---	---	---	---	---
Número de colónias a 37 °C (N/ml)	Sem alteração anormal	---	---	---	---	---	---	---
Condutividade (µS/cm a 20°C)	2500	---	---	---	---	---	---	---
Clostridium perfringens (N/100ml)	0	---	---	---	---	---	---	---
Cor (mg/L PtCo)	20	---	---	---	---	---	---	---
pH (Unidades pH)	≥6,5 e ≤9	---	---	---	---	---	---	---
Ferro (µg/L Fe)	200	---	---	---	---	---	---	---
Manganês (µg/L Mn)	50	---	---	---	---	---	---	---
Nitratos ² (mg/L NO ₃)	50	---	---	---	---	---	---	---
Nitritos (mg/L NO ₂)	0,5	---	---	---	---	---	---	---
Oxidabilidade (mg/L O ₂)	5	---	---	---	---	---	---	---
Cheiro a 25°C (Factor de diluição)	3	---	---	---	---	---	---	---
Sabor a 25°C (Factor de diluição)	3	---	---	---	---	---	---	---
Turvação (NTU)	4	---	---	---	---	---	---	---
Antimónio (µg/L Sb)	5	---	---	---	---	---	---	---
Arsénio (µg/L As)	10	---	---	---	---	---	---	---
Benzeno (µg/L)	1,0	---	---	---	---	---	---	---
Benzo(a)pireno (µg/L)	0,010	---	---	---	---	---	---	---
Boro (mg/L B)	1,0	---	---	---	---	---	---	---
Bromatos (µg/L BrO ₃)	10	---	---	---	---	---	---	---
Cádmio (µg/L Cd)	5,0	---	---	---	---	---	---	---
Cálcio (mg/L Ca)	---	---	---	---	---	---	---	---
Chumbo (µg/L Pb)	25	---	---	---	---	---	---	---
Cianetos (µg/L CN)	50	---	---	---	---	---	---	---
Cobre (mg/L Cu)	2,0	---	---	---	---	---	---	---
Crómio (µg/L Cr)	50	---	---	---	---	---	---	---
1,2 - dicloroetano (µg/L)	3,0	---	---	---	---	---	---	---
Dureza total (mg/L CaCO ₃)	---	---	---	---	---	---	---	---
Enterococos (N/100 ml)	0	---	---	---	---	---	---	---
Fluoretos (mg/L F)	1,5	---	---	---	---	---	---	---
Magnésio (mg/L Mg)	---	---	---	---	---	---	---	---
Mercurio (µg/L Hg)	1	---	---	---	---	---	---	---
Níquel (µg/L Ni)	20	---	---	---	---	---	---	---
Selénio (µg/L Se)	10	---	---	---	---	---	---	---
Cloretos (mg/L Cl)	250	---	---	---	---	---	---	---
Sódio (mg/L Na)	200	---	---	---	---	---	---	---
Sulfatos (mg/L SO ₄)	250	---	---	---	---	---	---	---
Tetracloroetano(µg/L)	---	---	---	---	---	---	---	---
Tricloroetano(µg/L)	---	---	---	---	---	---	---	---
Hidrocarbonetos Aromáticos Policíclicos (µg/L):	0,10	---	---	---	---	---	---	---
Benzo(b)fluoranteno (µg/L)	---	---	---	---	---	---	---	---
Benzo(k)fluoranteno (µg/L)	---	---	---	---	---	---	---	---
Benzo(ghi)perileno (µg/L)	---	---	---	---	---	---	---	---
Indeno(1,2,3-cd)pireno(µg/L)	---	---	---	---	---	---	---	---
Clorofórmio(µg/L)	---	---	---	---	---	---	---	---
Bromofórmio(µg/L)	---	---	---	---	---	---	---	---
Bromodichlorometano(µg/L)	---	---	---	---	---	---	---	---
Dibromochlorometano(µg/L)	---	---	---	---	---	---	---	---
Total:					100%	3	3	100%
Freguesia de São João dos Caldeiros								
Penilhos								
Informação complementar relativa à averiguação das situações de incumprimento dos VP (causas e medidas correctivas):								
O Presidente da Câmara Municipal de Mértola					Data da publicação:			
Jorge Paulo Colaço Rosa-					05 fevereiro de 2013			

Câmara Municipal de Mértola		CONTROLO DA QUALIDADE DA ÁGUA PARA CONSUMO HUMANO NAS ZONAS DE ABASTECIMENTO ¹ DO CONCELHO DE MÉRTOLA				EDITAL n.º 19/2013		
Em conformidade com o Decreto-Lei n.º 306/2007, de 27 de agosto, procedeu-se à verificação da qualidade da água da rede pública, através de análises periódicas na torneira do consumidor, segundo o Programa de Controlo da Qualidade da Água (PCQA) aprovado pela autoridade competente (ERSAR).					4º TRIMESTRE 2012 01 outubro a 31 dezembro			
Parâmetro (unidades)	Valor Paramétrico (VP) fixado no DL 306/2007	Valores obtidos		N.º Análises superiores VP	% Cumprimento do VP	N.º Análises (PCQA)		% Análises Realizadas
		Mínimo	Máximo			Agendadas	Realizadas	
Escherichia coli (N/100 ml)	0	0	0	0	100%	1	1	100%
Bactérias coliformes (N/100 ml)	0	0	0	0	100%	1	1	100%
Desinfetante residual (mg/L)	0,4	<0,1	<0,1	---	---	1	1	100%
Alumínio (µg/L Al)	200	---	---	---	---	---	---	---
Amónio (mg/L NH ₄)	0,50	---	---	---	---	---	---	---
Número de colónias a 22 °C (N/ml)	Sem alteração anormal	---	---	---	---	---	---	---
Número de colónias a 37 °C (N/ml)	Sem alteração anormal	---	---	---	---	---	---	---
Condutividade (µS/cm a 20°C)	2500	---	---	---	---	---	---	---
Clostridium perfringens (N/100ml)	0	---	---	---	---	---	---	---
Cor (mg/L PtCo)	20	---	---	---	---	---	---	---
pH (Unidades pH)	≥6,5 e ≤9	---	---	---	---	---	---	---
Ferro (µg/L Fe)	200	---	---	---	---	---	---	---
Manganês (µg/L Mn)	50	---	---	---	---	---	---	---
Nitratos ² (mg/L NO ₃)	50	---	---	---	---	---	---	---
Nitritos (mg/L NO ₂)	0,5	---	---	---	---	---	---	---
Oxidabilidade (mg/L O ₂)	5	---	---	---	---	---	---	---
Cheiro a 25°C (Factor de diluição)	3	---	---	---	---	---	---	---
Sabor a 25°C (Factor de diluição)	3	---	---	---	---	---	---	---
Turvação (NTU)	4	---	---	---	---	---	---	---
Antimónio (µg/L Sb)	5	---	---	---	---	---	---	---
Arsénio (µg/L As)	10	---	---	---	---	---	---	---
Benzeno (µg/L)	1,0	---	---	---	---	---	---	---
Benzo(a)pireno (µg/L)	0,010	---	---	---	---	---	---	---
Boro (mg/L B)	1,0	---	---	---	---	---	---	---
Bromatos (µg/L BrO ₃)	10	---	---	---	---	---	---	---
Cádmio (µg/L Cd)	5,0	---	---	---	---	---	---	---
Cálcio (mg/L Ca)	---	---	---	---	---	---	---	---
Chumbo (µg/L Pb)	25	---	---	---	---	---	---	---
Cianetos (µg/L CN)	50	---	---	---	---	---	---	---
Cobre (mg/L Cu)	2,0	---	---	---	---	---	---	---
Crómio (µg/L Cr)	50	---	---	---	---	---	---	---
1,2 - dicloroetano (µg/L)	3,0	---	---	---	---	---	---	---
Dureza total (mg/L CaCO ₃)	---	---	---	---	---	---	---	---
Enterococos (N/100 ml)	0	---	---	---	---	---	---	---
Fluoretos (mg/L F)	1,5	---	---	---	---	---	---	---
Magnésio (mg/L Mg)	---	---	---	---	---	---	---	---
Mercurio (µg/L Hg)	1	---	---	---	---	---	---	---
Níquel (µg/L Ni)	20	---	---	---	---	---	---	---
Selénio (µg/L Se)	10	---	---	---	---	---	---	---
Cloretos (mg/L Cl)	250	---	---	---	---	---	---	---
Sódio (mg/L Na)	200	---	---	---	---	---	---	---
Sulfatos (mg/L SO ₄)	250	---	---	---	---	---	---	---
Tetracloroetano(µg/L)	---	---	---	---	---	---	---	---
Tricloroetano(µg/L)	---	---	---	---	---	---	---	---
Hidrocarbonetos Aromáticos Policíclicos (µg/L):	0,10	---	---	---	---	---	---	---
Benzo(b)fluoranteno (µg/L)	---	---	---	---	---	---	---	---
Benzo(k)fluoranteno (µg/L)	---	---	---	---	---	---	---	---
Benzo(ghi)perileno (µg/L)	---	---	---	---	---	---	---	---
Indeno(1,2,3-cd)pireno(µg/L)	---	---	---	---	---	---	---	---
Clorofórmio(µg/L)	---	---	---	---	---	---	---	---
Bromofórmio(µg/L)	---	---	---	---	---	---	---	---
Bromodichlorometano(µg/L)	---	---	---	---	---	---	---	---
Dibromodichlorometano(µg/L)	---	---	---	---	---	---	---	---
Total:					100%	3	3	100%
Freguesia de Santana de Cambas Pomarão								
Informação complementar relativa à averiguação das situações de incumprimento dos VP (causas e medidas correctivas):								
O Presidente da Câmara Municipal de Mértola					Data da publicação:			
Jorge Paulo Colaço Rosa-					05 fevereiro de 2013			

Câmara Municipal de Mértola		CONTROLO DA QUALIDADE DA ÁGUA PARA CONSUMO HUMANO NAS ZONAS DE ABASTECIMENTO ¹ DO CONCELHO DE MÉRTOLA				EDITAL n.º 19/2013		
Em conformidade com o Decreto-Lei n.º 306/2007, de 27 de agosto, procedeu-se à verificação da qualidade da água da rede pública, através de análises periódicas na torneira do consumidor, segundo o Programa de Controlo da Qualidade da Água (PCQA) aprovado pela autoridade competente (ERSAR).						4º TRIMESTRE 2012 01 outubro a 31 dezembro		
Parâmetro (unidades)	Valor Paramétrico (VP) fixado no DL 306/2007	Valores obtidos		N.º Análises superiores VP	% Cumprimento do VP	N.º Análises (PCQA)		% Análises Realizadas
		Mínimo	Máximo			Agendadas	Realizadas	
Escherichia coli (N/100 ml)	0	0	0	0	100%	1	1	100%
Bactérias coliformes (N/100 ml)	0	0	0	0	100%	1	1	100%
Desinfetante residual (mg/L)	0,4	0,3	0,3	---	---	1	1	100%
Alumínio (µg/L Al)	200	---	---	---	---	---	---	---
Amónio (mg/L NH ₄)	0,50	---	---	---	---	---	---	---
Número de colónias a 22 °C (N/ml)	Sem alteração anormal	---	---	---	---	---	---	---
Número de colónias a 37 °C (N/ml)	Sem alteração anormal	---	---	---	---	---	---	---
Condutividade (µS/cm a 20°C)	2500	---	---	---	---	---	---	---
Clostridium perfringens (N/100ml)	0	---	---	---	---	---	---	---
Cor (mg/L PtCo)	20	---	---	---	---	---	---	---
pH (Unidades pH)	≥6,5 e ≤9	---	---	---	---	---	---	---
Ferro (µg/L Fe)	200	---	---	---	---	---	---	---
Manganês (µg/L Mn)	50	---	---	---	---	---	---	---
Nitratos ² (mg/L NO ₃)	50	---	---	---	---	---	---	---
Nitritos (mg/L NO ₂)	0,5	---	---	---	---	---	---	---
Oxidabilidade (mg/L O ₂)	5	---	---	---	---	---	---	---
Cheiro a 25°C (Factor de diluição)	3	---	---	---	---	---	---	---
Sabor a 25°C (Factor de diluição)	3	---	---	---	---	---	---	---
Turvação (NTU)	4	---	---	---	---	---	---	---
Antimónio (µg/L Sb)	5	---	---	---	---	---	---	---
Arsénio (µg/L As)	10	---	---	---	---	---	---	---
Benzeno (µg/L)	1,0	---	---	---	---	---	---	---
Benzo(a)pireno (µg/L)	0,010	---	---	---	---	---	---	---
Boro (mg/L B)	1,0	---	---	---	---	---	---	---
Bromatos (µg/L BrO ₃)	10	---	---	---	---	---	---	---
Cádmio (µg/L Cd)	5,0	---	---	---	---	---	---	---
Cálcio (mg/L Ca)	---	---	---	---	---	---	---	---
Chumbo (µg/L Pb)	25	---	---	---	---	---	---	---
Cianetos (µg/L CN)	50	---	---	---	---	---	---	---
Cobre (mg/L Cu)	2,0	---	---	---	---	---	---	---
Crómio (µg/L Cr)	50	---	---	---	---	---	---	---
1,2 - dicloroetano (µg/L)	3,0	---	---	---	---	---	---	---
Dureza total (mg/L CaCO ₃)	---	---	---	---	---	---	---	---
Enterococos (N/100 ml)	0	---	---	---	---	---	---	---
Fluoretos (mg/L F)	1,5	---	---	---	---	---	---	---
Magnésio (mg/L Mg)	---	---	---	---	---	---	---	---
Mercurio (µg/L Hg)	1	---	---	---	---	---	---	---
Níquel (µg/L Ni)	20	---	---	---	---	---	---	---
Selénio (µg/L Se)	10	---	---	---	---	---	---	---
Cloretos (mg/L Cl)	250	---	---	---	---	---	---	---
Sódio (mg/L Na)	200	---	---	---	---	---	---	---
Sulfatos (mg/L SO ₄)	250	---	---	---	---	---	---	---
Tetracloroetano(µg/L)	---	---	---	---	---	---	---	---
Tricloroetano(µg/L)	---	---	---	---	---	---	---	---
Hidrocarbonetos Aromáticos Policíclicos (µg/L):	0,10	---	---	---	---	---	---	---
Benzo(b)fluoranteno (µg/L)	---	---	---	---	---	---	---	---
Benzo(k)fluoranteno (µg/L)	---	---	---	---	---	---	---	---
Benzo(ghi)perileno (µg/L)	---	---	---	---	---	---	---	---
Indeno(1,2,3-cd)pireno(µg/L)	---	---	---	---	---	---	---	---
Clorofórmio(µg/L)	---	---	---	---	---	---	---	---
Bromofórmio(µg/L)	---	---	---	---	---	---	---	---
Bromodichlorometano(µg/L)	---	---	---	---	---	---	---	---
Dibromodichlorometano(µg/L)	---	---	---	---	---	---	---	---
Total:					100%	3	3	100%
Freguesia de Mértola Quintã								
Informação complementar relativa à averiguação das situações de incumprimento dos VP (causas e medidas correctivas):								
O Presidente da Câmara Municipal de Mértola						Data da publicação:		
Jorge Paulo Colaço Rosa-						05 fevereiro de 2013		



Câmara Municipal de Mértola

**CONTROLO DA QUALIDADE DA ÁGUA PARA CONSUMO HUMANO
NAS ZONAS DE ABASTECIMENTO¹ DO CONCELHO DE MÉRTOLA**

EDITAL n.º 19/2013

Em conformidade com o Decreto-Lei n.º 306/2007, de 27 de agosto, procedeu-se à verificação da qualidade da água da rede pública, através de análises periódicas na torneira do consumidor, segundo o Programa de Controlo da Qualidade da Água (PCQA) aprovado pela autoridade competente (ERSAR).

**4º TRIMESTRE 2012
01 outubro a
31 dezembro**

Parâmetro (unidades)	Valor Paramétrico (VP) fixado no DL 306/2007	Valores obtidos		N.º Análises superiores VP	% Cumprimento do VP	N.º Análises (PCQA)		% Análises Realizadas
		Mínimo	Máximo			Agendadas	Realizadas	
Escherichia coli (N/100 ml)	0	0	0	0	100%	2	2	100%
Bactérias coliformes (N/100 ml)	0	0	0	0	100%	2	2	100%
Desinfetante residual (mg/L)	0,4	0,3	>1,5	---	---	2	2	100%
Alumínio (µg/L Al)	200	53	53	0	100%	1	1	100%
Amónio (mg/L NH ₄)	0,50	<0,02	<0,02	0	100%	1	1	100%
Número de colónias a 22 °C (N/ml)	Sem alteração anormal	22	22	---	---	1	1	100%
Número de colónias a 37 °C (N/ml)	Sem alteração anormal	27	27	---	---	1	1	100%
Condutividade (µS/cm a 20°C)	2500	1200	1200	0	100%	1	1	100%
Clostridium perfringens (N/100ml)	0	0	0	0	100%	1	1	100%
Cor (mg/L PtCo)	20	<2	<2	0	100%	1	1	100%
pH (Unidades pH)	≥6,5 e ≤9	7,9	7,9	0	100%	1	1	100%
Ferro (µg/L Fe)	200	<50	<50	0	100%	1	1	100%
Manganês (µg/L Mn)	50	<15	<15	0	100%	1	1	100%
Nitratos ² (mg/L NO ₃)	50	31	31	0	100%	1	1	100%
Nitritos (mg/L NO ₂)	0,5	<0,02	<0,02	0	100%	1	1	100%
Oxidabilidade (mg/L O ₂)	5	<1	<1	0	100%	1	1	100%
Cheiro a 25°C (Factor de diluição)	3	<1	<1	0	100%	1	1	100%
Sabor a 25°C (Factor de diluição)	3	<1	<1	0	100%	1	1	100%
Turvação (NTU)	4	<0,5	<0,5	0	100%	1	1	100%
Antimónio (µg/L Sb)	5	<3,5	<3,5	0	100%	1	1	100%
Arsénio (µg/L As)	10	<10	<10	0	100%	1	1	100%
Benzeno (µg/L)	1,0	<0,5	<0,5	0	100%	1	1	100%
Benzo(a)pireno (µg/L)	0,010	<0,005	<0,005	0	100%	1	1	100%
Boro (mg/L B)	1,0	<0,3	<0,3	0	100%	1	1	100%
Bromatos (µg/L BrO ₃)	10	<5	<5	0	100%	1	1	100%
Cádmio (µg/L Cd)	5,0	<1	<1	0	100%	1	1	100%
Cálcio (mg/L Ca)	---	89	89	---	---	1	1	100%
Chumbo (µg/L Pb)	25	<5	<5	0	100%	1	1	100%
Cianetos (µg/L CN)	50	<15	<15	0	100%	1	1	100%
Cobre (mg/L Cu)	2,0	0,05	0,05	0	100%	1	1	100%
Crómio (µg/L Cr)	50	<2	<2	0	100%	1	1	100%
1,2 - dicloroetano (µg/L)	3,0	<1	<1	0	100%	1	1	100%
Dureza total (mg/L CaCO ₃)	---	342	342	---	---	1	1	100%
Enterococos (N/100 ml)	0	0	0	0	100%	1	1	100%
Fluoretos (mg/L F)	1,5	0,5	0,5	0	100%	1	1	100%
Magnésio (mg/L Mg)	---	29	29	---	---	1	1	100%
Mercurio (µg/L Hg)	1	<1	<1	0	100%	1	1	100%
Níquel (µg/L Ni)	20	<5	<5	0	100%	1	1	100%
Selénio (µg/L Se)	10	<10	<10	0	100%	1	1	100%
Cloretos (mg/L Cl)	250	190	190	0	100%	1	1	100%
Sódio (mg/L Na)	200	160	160	0	100%	1	1	100%
Sulfatos (mg/L SO ₄)	250	19	19	0	100%	1	1	100%
Tetracloreto (µg/L)	---	<1	<1	---	---	1	1	100%
Tricloroetano (µg/L)	---	<1	<1	---	---	1	1	100%
Hidrocarbonetos Aromáticos Policíclicos (µg/L):	0,10	<0,01	<0,01	0	100%	1	1	100%
Benzo(b)fluoranteno (µg/L)	---	<0,01	<0,01	---	---	1	1	100%
Benzo(k)fluoranteno (µg/L)	---	<0,01	<0,01	---	---	1	1	100%
Benzo(ghi)perileno (µg/L)	---	<0,01	<0,01	---	---	1	1	100%
Indeno(1,2,3-cd)pireno (µg/L)	---	<0,01	<0,01	---	---	1	1	100%
Clorofórmio (µg/L)	---	5	5	---	---	1	1	100%
Bromofórmio (µg/L)	---	<3	<3	---	---	1	1	100%
Bromodlorometano (µg/L)	---	<0,01	<0,01	---	---	1	1	100%
Dibromoclorometano (µg/L)	---	<3	<3	---	---	1	1	100%
Total:					100%	56	56	100%


 Freguesia de São Pedro de Sólis
Quintã D.ª Maior

Informação complementar relativa à averiguação das situações de incumprimento dos VP (causas e medidas correctivas):

O Presidente da Câmara Municipal de Mértola

Jorge Paulo Colaço Rosa-

 Data da publicação:
05 fevereiro de 2013

 Câmara Municipal de Mértola	CONTROLO DA QUALIDADE DA ÁGUA PARA CONSUMO HUMANO NAS ZONAS DE ABASTECIMENTO¹ DO CONCELHO DE MÉRTOLA	EDITAL n.º 19/2013
--	--	---------------------------


Em conformidade com o Decreto-Lei n.º 306/2007, de 27 de agosto, procedeu-se à verificação da qualidade da água da rede pública, através de análises periódicas na torneira do consumidor, segundo o Programa de Controlo da Qualidade da Água (PCQA) aprovado pela autoridade competente (ERSAR).	4º TRIMESTRE 2012 01 outubro a 31 dezembro
--	---

Parâmetro (unidades)	Valor Paramétrico (VP) fixado no DL 306/2007	Valores obtidos		N.º Análises superiores VP	% Cumprimento do VP	N.º Análises (PCQA)		% Análises Realizadas
		Mínimo	Máximo			Agendadas	Realizadas	
Escherichia coli (N/100 ml)	0	>100	>100	1	0%	1	1	100%
Bactérias coliformes (N/100 ml)	0	>100	>100	1	0%	1	1	100%
Desinfetante residual (mg/L)	0,4	<0,1	<0,1	---	---	1	1	100%
Alumínio (µg/L Al)	200	---	---	---	---	---	---	---
Amónio (mg/L NH ₄)	0,50	---	---	---	---	---	---	---
Número de colónias a 22 °C (N/ml)	Sem alteração anormal	---	---	---	---	---	---	---
Número de colónias a 37 °C (N/ml)	Sem alteração anormal	---	---	---	---	---	---	---
Condutividade (µS/cm a 20°C)	2500	---	---	---	---	---	---	---
Clostridium perfringens (N/100ml)	0	---	---	---	---	---	---	---
Cor (mg/L PtCo)	20	---	---	---	---	---	---	---
pH (Unidades pH)	≥6,5 e ≤9	---	---	---	---	---	---	---
Ferro (µg/L Fe)	200	---	---	---	---	---	---	---
Manganês (µg/L Mn)	50	---	---	---	---	---	---	---
Nitratos ² (mg/L NO ₃)	50	---	---	---	---	---	---	---
Nitritos (mg/L NO ₂)	0,5	---	---	---	---	---	---	---
Oxidabilidade (mg/L O ₂)	5	---	---	---	---	---	---	---
Cheiro a 25°C (Factor de diluição)	3	---	---	---	---	---	---	---
Sabor a 25°C (Factor de diluição)	3	---	---	---	---	---	---	---
Turvação (NTU)	4	---	---	---	---	---	---	---
Antimónio (µg/L Sb)	5	---	---	---	---	---	---	---
Arsénio (µg/L As)	10	---	---	---	---	---	---	---
Benzeno (µg/L)	1,0	---	---	---	---	---	---	---
Benzo(a)pireno (µg/L)	0,010	---	---	---	---	---	---	---
Boro (mg/L B)	1,0	---	---	---	---	---	---	---
Bromatos (µg/L BrO ₃)	10	---	---	---	---	---	---	---
Cádmio (µg/L Cd)	5,0	---	---	---	---	---	---	---
Cálcio (mg/L Ca)	---	---	---	---	---	---	---	---
Chumbo (µg/L Pb)	25	---	---	---	---	---	---	---
Cianetos (µg/L CN)	50	---	---	---	---	---	---	---
Cobre (mg/L Cu)	2,0	---	---	---	---	---	---	---
Crómio (µg/L Cr)	50	---	---	---	---	---	---	---
1,2 - dicloroetano (µg/L)	3,0	---	---	---	---	---	---	---
Dureza total (mg/L CaCO ₃)	---	---	---	---	---	---	---	---
Enterococos (N/100 ml)	0	---	---	---	---	---	---	---
Fluoretos (mg/L F)	1,5	---	---	---	---	---	---	---
Magnésio (mg/L Mg)	---	---	---	---	---	---	---	---
Mercurio (µg/L Hg)	1	---	---	---	---	---	---	---
Níquel (µg/L Ni)	20	---	---	---	---	---	---	---
Selénio (µg/L Se)	10	---	---	---	---	---	---	---
Cloretos (mg/L Cl)	250	---	---	---	---	---	---	---
Sódio (mg/L Na)	200	---	---	---	---	---	---	---
Sulfatos (mg/L SO ₄)	250	---	---	---	---	---	---	---
Tetracloroetano(µg/L)	---	---	---	---	---	---	---	---
Tricloroetano(µg/L)	---	---	---	---	---	---	---	---
Hidrocarbonetos Aromáticos Policíclicos (µg/L):	0,10	---	---	---	---	---	---	---
Benzo(b)fluoranteno (µg/L)	---	---	---	---	---	---	---	---
Benzo(k)fluoranteno (µg/L)	---	---	---	---	---	---	---	---
Benzo(ghi)perileno (µg/L)	---	---	---	---	---	---	---	---
Indeno(1,2,3-cd)pireno(µg/L)	---	---	---	---	---	---	---	---
Clorofórmio(µg/L)	---	---	---	---	---	---	---	---
Bromofórmio(µg/L)	---	---	---	---	---	---	---	---
Bromodichlorometano(µg/L)	---	---	---	---	---	---	---	---
Dibromodichlorometano(µg/L)	---	---	---	---	---	---	---	---
Total:					0%	3	3	100%

Freguesia de São João dos Caldeiros
Roméiras

Informação complementar relativa à averiguação das situações de incumprimento dos VP (causas e medidas correctivas):

O Presidente da Câmara Municipal de Mértola Jorge Paulo Colaço Rosa-	Data da publicação: 05 fevereiro de 2013
---	---

 Câmara Municipal de Mértola	CONTROLO DA QUALIDADE DA ÁGUA PARA CONSUMO HUMANO NAS ZONAS DE ABASTECIMENTO¹ DO CONCELHO DE MÉRTOLA	EDITAL n.º 19/2013
--	--	---------------------------


Em conformidade com o Decreto-Lei n.º 306/2007, de 27 de agosto, procedeu-se à verificação da qualidade da água da rede pública, através de análises periódicas na torneira do consumidor, segundo o Programa de Controlo da Qualidade da Água (PCQA) aprovado pela autoridade competente (ERSAR).	4º TRIMESTRE 2012 01 outubro a 31 dezembro
--	---

Parâmetro (unidades)	Valor Paramétrico (VP) fixado no DL 306/2007	Valores obtidos		N.º Análises superiores VP	% Cumprimento do VP	N.º Análises (PCQA)		% Análises Realizadas
		Mínimo	Máximo			Agendadas	Realizadas	
Escherichia coli (N/100 ml)	0	0	0	0	100%	1	1	100%
Bactérias coliformes (N/100 ml)	0	0	0	0	100%	1	1	100%
Desinfetante residual (mg/L)	0,4	<0,1	<0,1	---	---	1	1	100%
Alumínio (µg/L Al)	200	---	---	---	---	---	---	---
Amónio (mg/L NH ₄)	0,50	---	---	---	---	---	---	---
Número de colónias a 22 °C (N/ml)	Sem alteração anormal	---	---	---	---	---	---	---
Número de colónias a 37 °C (N/ml)	Sem alteração anormal	---	---	---	---	---	---	---
Condutividade (µS/cm a 20°C)	2500	---	---	---	---	---	---	---
Clostridium perfringens (N/100ml)	0	---	---	---	---	---	---	---
Cor (mg/L PtCo)	20	---	---	---	---	---	---	---
pH (Unidades pH)	≥6,5 e ≤9	---	---	---	---	---	---	---
Ferro (µg/L Fe)	200	---	---	---	---	---	---	---
Manganês (µg/L Mn)	50	---	---	---	---	---	---	---
Nitratos ² (mg/L NO ₃)	50	---	---	---	---	---	---	---
Nitritos (mg/L NO ₂)	0,5	---	---	---	---	---	---	---
Oxidabilidade (mg/L O ₂)	5	---	---	---	---	---	---	---
Cheiro a 25°C (Factor de diluição)	3	---	---	---	---	---	---	---
Sabor a 25°C (Factor de diluição)	3	---	---	---	---	---	---	---
Turvação (NTU)	4	---	---	---	---	---	---	---
Antimónio (µg/L Sb)	5	---	---	---	---	---	---	---
Arsénio (µg/L As)	10	---	---	---	---	---	---	---
Benzeno (µg/L)	1,0	---	---	---	---	---	---	---
Benzo(a)pireno (µg/L)	0,010	---	---	---	---	---	---	---
Boro (mg/L B)	1,0	---	---	---	---	---	---	---
Bromatos (µg/L BrO ₃)	10	---	---	---	---	---	---	---
Cádmio (µg/L Cd)	5,0	---	---	---	---	---	---	---
Cálcio (mg/L Ca)	---	---	---	---	---	---	---	---
Chumbo (µg/L Pb)	25	---	---	---	---	---	---	---
Cianetos (µg/L CN)	50	---	---	---	---	---	---	---
Cobre (mg/L Cu)	2,0	---	---	---	---	---	---	---
Crómio (µg/L Cr)	50	---	---	---	---	---	---	---
1,2 - dicloroetano (µg/L)	3,0	---	---	---	---	---	---	---
Dureza total (mg/L CaCO ₃)	---	---	---	---	---	---	---	---
Enterococos (N/100 ml)	0	---	---	---	---	---	---	---
Fluoretos (mg/L F)	1,5	---	---	---	---	---	---	---
Magnésio (mg/L Mg)	---	---	---	---	---	---	---	---
Mercurio (µg/L Hg)	1	---	---	---	---	---	---	---
Níquel (µg/L Ni)	20	---	---	---	---	---	---	---
Selénio (µg/L Se)	10	---	---	---	---	---	---	---
Cloretos (mg/L Cl)	250	---	---	---	---	---	---	---
Sódio (mg/L Na)	200	---	---	---	---	---	---	---
Sulfatos (mg/L SO ₄)	250	---	---	---	---	---	---	---
Tetracloroetano(µg/L)	---	---	---	---	---	---	---	---
Tricloroetano(µg/L)	---	---	---	---	---	---	---	---
Hidrocarbonetos Aromáticos Policíclicos (µg/L):	0,10	---	---	---	---	---	---	---
Benzo(b)fluoranteno (µg/L)	---	---	---	---	---	---	---	---
Benzo(k)fluoranteno (µg/L)	---	---	---	---	---	---	---	---
Benzo(ghi)perileno (µg/L)	---	---	---	---	---	---	---	---
Indeno(1,2,3-cd)pireno(µg/L)	---	---	---	---	---	---	---	---
Clorofórmio(µg/L)	---	---	---	---	---	---	---	---
Bromofórmio(µg/L)	---	---	---	---	---	---	---	---
Bromodichlorometano(µg/L)	---	---	---	---	---	---	---	---
Dibromodichlorometano(µg/L)	---	---	---	---	---	---	---	---
Total:					100%	3	3	100%

Freguesia de Espírito Santo
Roncão de Baixo

Informação complementar relativa à averiguação das situações de incumprimento dos VP (causas e medidas correctivas):

O Presidente da Câmara Municipal de Mértola Jorge Paulo Colaço Rosa-	Data da publicação: 05 fevereiro de 2013
---	---

 Câmara Municipal de Mértola	CONTROLO DA QUALIDADE DA ÁGUA PARA CONSUMO HUMANO NAS ZONAS DE ABASTECIMENTO¹ DO CONCELHO DE MÉRTOLA	EDITAL n.º 19/2013
--	--	---------------------------


Em conformidade com o Decreto-Lei n.º 306/2007, de 27 de agosto, procedeu-se à verificação da qualidade da água da rede pública, através de análises periódicas na torneira do consumidor, segundo o Programa de Controlo da Qualidade da Água (PCQA) aprovado pela autoridade competente (ERSAR).	4º TRIMESTRE 2012 01 outubro a 31 dezembro
--	---

Parâmetro (unidades)	Valor Paramétrico (VP) fixado no DL 306/2007	Valores obtidos		N.º Análises superiores VP	% Cumprimento do VP	N.º Análises (PCQA)		% Análises Realizadas
		Mínimo	Máximo			Agendadas	Realizadas	
Escherichia coli (N/100 ml)	0	0	0	0	100%	1	1	100%
Bactérias coliformes (N/100 ml)	0	0	0	0	100%	1	1	100%
Desinfetante residual (mg/L)	0,4	0,3	0,3	---	---	1	1	100%
Alumínio (µg/L Al)	200	---	---	---	---	---	---	---
Amónio (mg/L NH ₄)	0,50	---	---	---	---	---	---	---
Número de colónias a 22 °C (N/ml)	Sem alteração anormal	---	---	---	---	---	---	---
Número de colónias a 37 °C (N/ml)	Sem alteração anormal	---	---	---	---	---	---	---
Condutividade (µS/cm a 20°C)	2500	---	---	---	---	---	---	---
Clostridium perfringens (N/100ml)	0	---	---	---	---	---	---	---
Cor (mg/L PtCo)	20	---	---	---	---	---	---	---
pH (Unidades pH)	≥6,5 e ≤9	---	---	---	---	---	---	---
Ferro (µg/L Fe)	200	---	---	---	---	---	---	---
Manganês (µg/L Mn)	50	---	---	---	---	---	---	---
Nitratos ² (mg/L NO ₃)	50	---	---	---	---	---	---	---
Nitritos (mg/L NO ₂)	0,5	---	---	---	---	---	---	---
Oxidabilidade (mg/L O ₂)	5	---	---	---	---	---	---	---
Cheiro a 25°C (Factor de diluição)	3	---	---	---	---	---	---	---
Sabor a 25°C (Factor de diluição)	3	---	---	---	---	---	---	---
Turvação (NTU)	4	---	---	---	---	---	---	---
Antimónio (µg/L Sb)	5	---	---	---	---	---	---	---
Arsénio (µg/L As)	10	---	---	---	---	---	---	---
Benzeno (µg/L)	1,0	---	---	---	---	---	---	---
Benzo(a)pireno (µg/L)	0,010	---	---	---	---	---	---	---
Boro (mg/L B)	1,0	---	---	---	---	---	---	---
Bromatos (µg/L BrO ₃)	10	---	---	---	---	---	---	---
Cádmio (µg/L Cd)	5,0	---	---	---	---	---	---	---
Cálcio (mg/L Ca)	---	---	---	---	---	---	---	---
Chumbo (µg/L Pb)	25	---	---	---	---	---	---	---
Cianetos (µg/L CN)	50	---	---	---	---	---	---	---
Cobre (mg/L Cu)	2,0	---	---	---	---	---	---	---
Crómio (µg/L Cr)	50	---	---	---	---	---	---	---
1,2 - dicloroetano (µg/L)	3,0	---	---	---	---	---	---	---
Dureza total (mg/L CaCO ₃)	---	---	---	---	---	---	---	---
Enterococos (N/100 ml)	0	---	---	---	---	---	---	---
Fluoretos (mg/L F)	1,5	---	---	---	---	---	---	---
Magnésio (mg/L Mg)	---	---	---	---	---	---	---	---
Mercurio (µg/L Hg)	1	---	---	---	---	---	---	---
Níquel (µg/L Ni)	20	---	---	---	---	---	---	---
Selénio (µg/L Se)	10	---	---	---	---	---	---	---
Cloretos (mg/L Cl)	250	---	---	---	---	---	---	---
Sódio (mg/L Na)	200	---	---	---	---	---	---	---
Sulfatos (mg/L SO ₄)	250	---	---	---	---	---	---	---
Tetracloroetano(µg/L)	---	---	---	---	---	---	---	---
Tricloroetano(µg/L)	---	---	---	---	---	---	---	---
Hidrocarbonetos Aromáticos Policíclicos (µg/L):	0,10	---	---	---	---	---	---	---
Benzo(b)fluoranteno (µg/L)	---	---	---	---	---	---	---	---
Benzo(k)fluoranteno (µg/L)	---	---	---	---	---	---	---	---
Benzo(ghi)perileno (µg/L)	---	---	---	---	---	---	---	---
Indeno(1,2,3-cd)pireno(µg/L)	---	---	---	---	---	---	---	---
Clorofórmio(µg/L)	---	---	---	---	---	---	---	---
Bromofórmio(µg/L)	---	---	---	---	---	---	---	---
Bromodichlorometano(µg/L)	---	---	---	---	---	---	---	---
Dibromodichlorometano(µg/L)	---	---	---	---	---	---	---	---
Total:					100%	3	3	100%

Freguesia de Espírito Santo
Roncão de Cima

Informação complementar relativa à averiguação das situações de incumprimento dos VP (causas e medidas correctivas):

O Presidente da Câmara Municipal de Mértola Jorge Paulo Colaço Rosa-	Data da publicação: 05 fevereiro de 2013
---	---

 Câmara Municipal de Mértola	CONTROLO DA QUALIDADE DA ÁGUA PARA CONSUMO HUMANO NAS ZONAS DE ABASTECIMENTO¹ DO CONCELHO DE MÉRTOLA	EDITAL n.º 19/2013
--	--	---------------------------

Em conformidade com o Decreto-Lei n.º 306/2007, de 27 de agosto, procedeu-se à verificação da qualidade da água da rede pública, através de análises periódicas na torneira do consumidor, segundo o Programa de Controlo da Qualidade da Água (PCQA) aprovado pela autoridade competente (ERSAR).

4º TRIMESTRE 2012
01 outubro a
31 dezembro


Parâmetro (unidades)	Valor Paramétrico (VP) fixado no DL 306/2007	Valores obtidos		N.º Análises superiores VP	% Cumprimento do VP	N.º Análises (PCQA)		% Análises Realizadas
		Mínimo	Máximo			Agendadas	Realizadas	
Escherichia coli (N/100 ml)	0	0	0	0	100%	2	2	100%
Bactérias coliformes (N/100 ml)	0	0	0	0	100%	2	2	100%
Desinfetante residual (mg/L)	0,4	0,3	0,3	---	---	2	2	100%
Alumínio (µg/L Al)	200	82	82	0	100%	1	1	100%
Amónio (mg/L NH ₄)	0,50	0,03	0,03	0	100%	1	1	100%
Número de colónias a 22 °C (N/ml)	Sem alteração anormal	0	0	---	---	1	1	100%
Número de colónias a 37 °C (N/ml)	Sem alteração anormal	0	0	---	---	1	1	100%
Condutividade (µS/cm a 20°C)	2500	2400	2400	0	100%	1	1	100%
Clostridium perfringens (N/100ml)	0	0	0	0	100%	1	1	100%
Cor (mg/L PtCo)	20	<2	<2	0	100%	1	1	100%
pH (unidades pH)	≥6,5 e ≤9	7,2	7,2	0	100%	1	1	100%
Ferro (µg/L Fe)	200	210	210	1	0%	1	1	100%
Manganês (µg/L Mn)	50	<15	<15	0	100%	1	1	100%
Nitratos ² (mg/L NO ₃)	50	<10	<10	0	100%	1	1	100%
Nitritos (mg/L NO ₂)	0,5	<0,02	<0,02	0	100%	1	1	100%
Oxidabilidade (mg/L O ₂)	5	1,8	1,8	0	100%	1	1	100%
Cheiro a 25°C (Factor de diluição)	3	<1	<1	0	100%	1	1	100%
Sabor a 25°C (Factor de diluição)	3	4	4	1	0%	1	1	100%
Turvação (NTU)	4	<0,5	<0,5	0	100%	1	1	100%
Antimónio (µg/L Sb)	5	<3,5	<3,5	0	100%	1	1	100%
Arsénio (µg/L As)	10	<10	<10	0	100%	1	1	100%
Benzeno (µg/L)	1,0	<0,5	<0,5	0	100%	1	1	100%
Benzo(a)pireno (µg/L)	0,010	<0,005	<0,005	0	100%	1	1	100%
Boro (mg/L B)	1,0	<0,3	<0,3	0	100%	1	1	100%
Bromatos (µg/L BrO ₃)	10	<5	<5	0	100%	1	1	100%
Cádmio (µg/L Cd)	5,0	<1	<1	0	100%	1	1	100%
Cálcio (mg/L Ca)	---	340	340	---	---	1	1	100%
Chumbo (µg/L Pb)	25	<5	<5	0	100%	1	1	100%
Cianetos (µg/L CN)	50	<15	<15	0	100%	1	1	100%
Cobre (mg/L Cu)	2,0	0,03	0,03	0	100%	1	1	100%
Crómio (µg/L Cr)	50	<2	<2	0	100%	1	1	100%
1,2 - dicloroetano (µg/L)	3,0	<1	<1	0	100%	1	1	100%
Dureza total (mg/L CaCO ₃)	---	1207	1207	---	---	1	1	100%
Enterococos (N/100 ml)	0	0	0	0	100%	1	1	100%
Fluoretos (mg/L F)	1,5	0,4	0,4	0	100%	1	1	100%
Magnésio (mg/L Mg)	---	87	87	---	---	1	1	100%
Mercurio (µg/L Hg)	1	<1	<1	0	100%	1	1	100%
Níquel (µg/L Ni)	20	<5	<5	0	100%	1	1	100%
Selénio (µg/L Se)	10	<10	<10	0	100%	1	1	100%
Cloretos (mg/L Cl)	250	490	490	1	0%	1	1	100%
Sódio (mg/L Na)	200	140	140	0	100%	1	1	100%
Sulfatos (mg/L SO ₄)	250	100	100	0	100%	1	1	100%
Tetracloreto (µg/L)	---	<1	<1	---	---	1	1	100%
Tricloroetano (µg/L)	---	<1	<1	---	---	1	1	100%
Hidrocarbonetos Aromáticos Policíclicos (µg/L):	0,10	<0,01	<0,01	0	100%	1	1	100%
Benzo(b)fluoranteno (µg/L)	---	<0,01	<0,01	---	---	1	1	100%
Benzo(k)fluoranteno (µg/L)	---	<0,01	<0,01	---	---	1	1	100%
Benzo(ghi)perileno (µg/L)	---	<0,01	<0,01	---	---	1	1	100%
Indeno(1,2,3-cd)pireno (µg/L)	---	<0,01	<0,01	---	---	1	1	100%
Clorofórmio (µg/L)	---	<3	<3	---	---	1	1	100%
Bromofórmio (µg/L)	---	<3	<3	---	---	1	1	100%
Bromodichlorometano (µg/L)	---	<0,01	<0,01	---	---	1	1	100%
Dibromochlorometano (µg/L)	---	<3	<3	---	---	1	1	100%
Total:					92%	56	56	100%

Freguesia de São Miguel do Pinheiro
Roncão de São Miguel

Informação complementar relativa à averiguação das situações de incumprimento dos VP (causas e medidas correctivas):

O Presidente da Câmara Municipal de Mértola	Data da publicação: 05 fevereiro de 2013
Jorge Paulo Colaço Rosa-	

Câmara Municipal de Mértola		CONTROLO DA QUALIDADE DA ÁGUA PARA CONSUMO HUMANO NAS ZONAS DE ABASTECIMENTO ¹ DO CONCELHO DE MÉRTOLA				EDITAL n.º 19/2013		
Em conformidade com o Decreto-Lei n.º 306/2007, de 27 de agosto, procedeu-se à verificação da qualidade da água da rede pública, através de análises periódicas na torneira do consumidor, segundo o Programa de Controlo da Qualidade da Água (PCQA) aprovado pela autoridade competente (ERSAR).						4º TRIMESTRE 2012 01 outubro a 31 dezembro		
Parâmetro (unidades)	Valor Paramétrico (VP) fixado no DL 306/2007	Valores obtidos		N.º Análises superiores VP	% Cumprimento do VP	N.º Análises (PCQA)		% Análises Realizadas
		Mínimo	Máximo			Agendadas	Realizadas	
Escherichia coli (N/100 ml)	0	0	0	0	100%	1	1	100%
Bactérias coliformes (N/100 ml)	0	0	0	0	100%	1	1	100%
Desinfetante residual (mg/L)	0,4	0,5	0,5	---	---	1	1	100%
Alumínio (µg/L Al)	200	---	---	---	---	---	---	---
Amónio (mg/L NH ₄)	0,50	---	---	---	---	---	---	---
Número de colónias a 22 °C (N/ml)	Sem alteração anormal	---	---	---	---	---	---	---
Número de colónias a 37 °C (N/ml)	Sem alteração anormal	---	---	---	---	---	---	---
Condutividade (µS/cm a 20°C)	2500	---	---	---	---	---	---	---
Clostridium perfringens (N/100ml)	0	---	---	---	---	---	---	---
Cor (mg/L PtCo)	20	---	---	---	---	---	---	---
pH (Unidades pH)	≥6,5 e ≤9	---	---	---	---	---	---	---
Ferro (µg/L Fe)	200	---	---	---	---	---	---	---
Manganês (µg/L Mn)	50	---	---	---	---	---	---	---
Nitratos ² (mg/L NO ₃)	50	---	---	---	---	---	---	---
Nitritos (mg/L NO ₂)	0,5	---	---	---	---	---	---	---
Oxidabilidade (mg/L O ₂)	5	---	---	---	---	---	---	---
Cheiro a 25°C (Factor de diluição)	3	---	---	---	---	---	---	---
Sabor a 25°C (Factor de diluição)	3	---	---	---	---	---	---	---
Turvação (NTU)	4	---	---	---	---	---	---	---
Antimónio (µg/L Sb)	5	---	---	---	---	---	---	---
Arsénio (µg/L As)	10	---	---	---	---	---	---	---
Benzeno (µg/L)	1,0	---	---	---	---	---	---	---
Benzo(a)pireno (µg/L)	0,010	---	---	---	---	---	---	---
Boro (mg/L B)	1,0	---	---	---	---	---	---	---
Bromatos (µg/L BrO ₃)	10	---	---	---	---	---	---	---
Cádmio (µg/L Cd)	5,0	---	---	---	---	---	---	---
Cálcio (mg/L Ca)	---	---	---	---	---	---	---	---
Chumbo (µg/L Pb)	25	---	---	---	---	---	---	---
Cianetos (µg/L CN)	50	---	---	---	---	---	---	---
Cobre (mg/L Cu)	2,0	---	---	---	---	---	---	---
Crómio (µg/L Cr)	50	---	---	---	---	---	---	---
1,2 - dicloroetano (µg/L)	3,0	---	---	---	---	---	---	---
Dureza total (mg/L CaCO ₃)	---	---	---	---	---	---	---	---
Enterococos (N/100 ml)	0	---	---	---	---	---	---	---
Fluoretos (mg/L F)	1,5	---	---	---	---	---	---	---
Magnésio (mg/L Mg)	---	---	---	---	---	---	---	---
Mercurio (µg/L Hg)	1	---	---	---	---	---	---	---
Níquel (µg/L Ni)	20	---	---	---	---	---	---	---
Selénio (µg/L Se)	10	---	---	---	---	---	---	---
Cloretos (mg/L Cl)	250	---	---	---	---	---	---	---
Sódio (mg/L Na)	200	---	---	---	---	---	---	---
Sulfatos (mg/L SO ₄)	250	---	---	---	---	---	---	---
Tetracloroetano(µg/L)	---	---	---	---	---	---	---	---
Tricloroetano(µg/L)	---	---	---	---	---	---	---	---
Hidrocarbonetos Aromáticos Policíclicos (µg/L):	0,10	---	---	---	---	---	---	---
Benzo(b)fluoranteno (µg/L)	---	---	---	---	---	---	---	---
Benzo(k)fluoranteno (µg/L)	---	---	---	---	---	---	---	---
Benzo(ghi)perileno (µg/L)	---	---	---	---	---	---	---	---
Indeno(1,2,3-cd)pireno(µg/L)	---	---	---	---	---	---	---	---
Clorofórmio(µg/L)	---	---	---	---	---	---	---	---
Bromofórmio(µg/L)	---	---	---	---	---	---	---	---
Bromodichlorometano(µg/L)	---	---	---	---	---	---	---	---
Dibromochlorometano(µg/L)	---	---	---	---	---	---	---	---
Total:					100%	3	3	100%
Freguesia de Espírito Santo Roncão do Meio								
Informação complementar relativa à averiguação das situações de incumprimento dos VP (causas e medidas correctivas):								
O Presidente da Câmara Municipal de Mértola						Data da publicação:		
Jorge Paulo Colaço Rosa-						05 fevereiro de 2013		

 Câmara Municipal de Mértola	CONTROLO DA QUALIDADE DA ÁGUA PARA CONSUMO HUMANO NAS ZONAS DE ABASTECIMENTO¹ DO CONCELHO DE MÉRTOLA	EDITAL n.º 19/2013
--	--	---------------------------


Em conformidade com o Decreto-Lei n.º 306/2007, de 27 de agosto, procedeu-se à verificação da qualidade da água da rede pública, através de análises periódicas na torneira do consumidor, segundo o Programa de Controlo da Qualidade da Água (PCQA) aprovado pela autoridade competente (ERSAR).	4º TRIMESTRE 2012 01 outubro a 31 dezembro
--	---

Parâmetro (unidades)	Valor Paramétrico (VP) fixado no DL 306/2007	Valores obtidos		N.º Análises superiores VP	% Cumprimento do VP	N.º Análises (PCQA)		% Análises Realizadas
		Mínimo	Máximo			Agendadas	Realizadas	
<i>Escherichia coli</i> (N/100 ml)	0	0	0	0	100%	1	1	100%
Bactérias coliformes (N/100 ml)	0	0	0	0	100%	1	1	100%
Desinfetante residual (mg/L)	0,4	0,2	0,2	---	---	1	1	100%
Alumínio (µg/L Al)	200	---	---	---	---	---	---	---
Amónio (mg/L NH ₄)	0,50	---	---	---	---	---	---	---
Número de colónias a 22 °C (N/ml)	Sem alteração anormal	---	---	---	---	---	---	---
Número de colónias a 37 °C (N/ml)	Sem alteração anormal	---	---	---	---	---	---	---
Condutividade (µS/cm a 20°C)	2500	---	---	---	---	---	---	---
<i>Clostridium perfringens</i> (N/100ml)	0	---	---	---	---	---	---	---
Cor (mg/L PtCo)	20	---	---	---	---	---	---	---
pH (Unidades pH)	≥6,5 e ≤9	---	---	---	---	---	---	---
Ferro (µg/L Fe)	200	---	---	---	---	---	---	---
Manganês (µg/L Mn)	50	---	---	---	---	---	---	---
Nitratos ² (mg/L NO ₃)	50	---	---	---	---	---	---	---
Nitritos (mg/L NO ₂)	0,5	---	---	---	---	---	---	---
Oxidabilidade (mg/L O ₂)	5	---	---	---	---	---	---	---
Cheiro a 25°C (Factor de diluição)	3	---	---	---	---	---	---	---
Sabor a 25°C (Factor de diluição)	3	---	---	---	---	---	---	---
Turvação (NTU)	4	---	---	---	---	---	---	---
Antimónio (µg/L Sb)	5	---	---	---	---	---	---	---
Arsénio (µg/L As)	10	---	---	---	---	---	---	---
Benzeno (µg/L)	1,0	---	---	---	---	---	---	---
Benzo(a)pireno (µg/L)	0,010	---	---	---	---	---	---	---
Boro (mg/L B)	1,0	---	---	---	---	---	---	---
Bromatos (µg/L BrO ₃)	10	---	---	---	---	---	---	---
Cádmio (µg/L Cd)	5,0	---	---	---	---	---	---	---
Cálcio (mg/L Ca)	---	---	---	---	---	---	---	---
Chumbo (µg/L Pb)	25	---	---	---	---	---	---	---
Cianetos (µg/L CN)	50	---	---	---	---	---	---	---
Cobre (mg/L Cu)	2,0	---	---	---	---	---	---	---
Crómio (µg/L Cr)	50	---	---	---	---	---	---	---
1,2 - dicloroetano (µg/L)	3,0	---	---	---	---	---	---	---
Dureza total (mg/L CaCO ₃)	---	---	---	---	---	---	---	---
Enterococos (N/100 ml)	0	---	---	---	---	---	---	---
Fluoretos (mg/L F)	1,5	---	---	---	---	---	---	---
Magnésio (mg/L Mg)	---	---	---	---	---	---	---	---
Mercurio (µg/L Hg)	1	---	---	---	---	---	---	---
Níquel (µg/L Ni)	20	---	---	---	---	---	---	---
Selénio (µg/L Se)	10	---	---	---	---	---	---	---
Cloretos (mg/L Cl)	250	---	---	---	---	---	---	---
Sódio (mg/L Na)	200	---	---	---	---	---	---	---
Sulfatos (mg/L SO ₄)	250	---	---	---	---	---	---	---
Tetracloroetano(µg/L)	---	---	---	---	---	---	---	---
Tricloroetano(µg/L)	---	---	---	---	---	---	---	---
Hidrocarbonetos Aromáticos Policíclicos (µg/L):	0,10	---	---	---	---	---	---	---
Benzo(b)fluoranteno (µg/L)	---	---	---	---	---	---	---	---
Benzo(k)fluoranteno (µg/L)	---	---	---	---	---	---	---	---
Benzo(ghi)perileno (µg/L)	---	---	---	---	---	---	---	---
Indeno(1,2,3-cd)pireno(µg/L)	---	---	---	---	---	---	---	---
Clorofórmio(µg/L)	---	---	---	---	---	---	---	---
Bromofórmio(µg/L)	---	---	---	---	---	---	---	---
Bromodichlorometano(µg/L)	---	---	---	---	---	---	---	---
Dibromodichlorometano(µg/L)	---	---	---	---	---	---	---	---
Total:					100%	3	3	100%

Freguesia de São João dos Caldeiros
São João dos Caldeiros

Informação complementar relativa à averiguação das situações de incumprimento dos VP (causas e medidas correctivas):

O Presidente da Câmara Municipal de Mértola Jorge Paulo Colaço Rosa-	Data da publicação: 05 fevereiro de 2013
---	---

 Câmara Municipal de Mértola	CONTROLO DA QUALIDADE DA ÁGUA PARA CONSUMO HUMANO NAS ZONAS DE ABASTECIMENTO¹ DO CONCELHO DE MÉRTOLA	EDITAL n.º 19/2013
--	--	---------------------------

Em conformidade com o Decreto-Lei n.º 306/2007, de 27 de agosto, procedeu-se à verificação da qualidade da água da rede pública, através de análises periódicas na torneira do consumidor, segundo o Programa de Controlo da Qualidade da Água (PCQA) aprovado pela autoridade competente (ERSAR).	4º TRIMESTRE 2012 01 outubro a 31 dezembro
--	---

Parâmetro (unidades)	Valor Paramétrico (VP) fixado no DL 306/2007	Valores obtidos		N.º Análises superiores VP	% Cumprimento do VP	N.º Análises (PCQA)		% Análises Realizadas
		Mínimo	Máximo			Agendadas	Realizadas	
Escherichia coli (N/100 ml)	0	0	0	0	100%	2	2	100%
Bactérias coliformes (N/100 ml)	0	0	0	0	100%	2	2	100%
Desinfetante residual (mg/L)	0,4	0,3	0,4	---	---	2	2	100%
Alumínio (µg/L Al)	200	39	39	0	100%	1	1	100%
Amónio (mg/L NH ₄)	0,50	<0,05	<0,05	0	100%	1	1	100%
Número de colónias a 22 °C (N/ml)	Sem alteração anormal	0	0	---	---	---	---	---
Número de colónias a 37 °C (N/ml)	Sem alteração anormal	0	0	---	---	---	---	---
Condutividade (µS/cm a 20°C)	2500	890	890	0	100%	1	1	100%
Clostridium perfringens (N/100ml)	0	0	0	0	100%	1	1	100%
Cor (mg/L PtCo)	20	<2	<2	0	100%	1	1	100%
pH (Unidades pH)	≥6,5 e ≤9	7,8	7,8	0	100%	1	1	100%
Ferro (µg/L Fe)	200	<50	<50	0	100%	1	1	100%
Manganês (µg/L Mn)	50	<15	<15	0	100%	1	1	100%
Nitratos ² (mg/L NO ₃)	50	---	---	---	---	---	---	---
Nitritos (mg/L NO ₂)	0,5	<0,02	<0,02	0	100%	1	1	100%
Oxidabilidade (mg/L O ₂)	5	<1	<1	0	100%	1	1	100%
Cheiro a 25°C (Factor de diluição)	3	<1	<1	0	100%	1	1	100%
Sabor a 25°C (Factor de diluição)	3	2	2	0	100%	1	1	100%
Turvação (NTU)	4	<0,5	<0,5	0	100%	1	1	100%
Antimónio (µg/L Sb)	5	---	---	---	---	0	0	---
Arsénio (µg/L As)	10	---	---	---	---	0	0	---
Benzeno (µg/L)	1,0	---	---	---	---	0	0	---
Benzo(a)pireno (µg/L)	0,010	0,005	0,005	0	100%	1	1	100%
Boro (mg/L B)	1,0	---	---	---	---	0	0	---
Bromatos (µg/L BrO ₃)	10	---	---	---	---	0	0	---
Cádmio (µg/L Cd)	5,0	---	---	---	---	0	0	---
Cálcio (mg/L Ca)	---	76	76	---	---	1	1	100%
Chumbo (µg/L Pb)	25	<5	<5	0	100%	1	1	100%
Cianetos (µg/L CN)	50	---	---	---	---	0	0	---
Cobre (mg/L Cu)	2,0	0,15	0,15	0	100%	1	1	100%
Crómio (µg/L Cr)	50	---	---	---	---	0	0	---
1,2 - dicloroetano (µg/L)	3,0	---	---	---	---	0	0	---
Dureza total (mg/L CaCO ₃)	---	540	540	---	---	1	1	100%
Enterococos (N/100 ml)	0	0	0	0	100%	1	1	100%
Fluoretos (mg/L F)	1,5	---	---	---	---	0	0	---
Magnésio (mg/L Mg)	---	85	85	---	---	1	1	100%
Mercurio (µg/L Hg)	1	---	---	---	---	0	0	---
Níquel (µg/L Ni)	20	13	13	0	100%	1	1	100%
Selénio (µg/L Se)	10	---	---	---	---	0	0	---
Cloretos (mg/L Cl)	250	---	---	---	---	0	0	---
Sódio (mg/L Na)	200	---	---	---	---	0	0	---
Sulfatos (mg/L SO ₄)	250	---	---	---	---	0	0	---
Tetracloroetano(µg/L)	---	---	---	---	---	0	0	---
Tricloroetano(µg/L)	---	---	---	---	---	0	0	---
Hidrocarbonetos Aromáticos Policíclicos (µg/L):	0,10	---	---	---	---	---	---	---
Benzo(b)fluoranteno (µg/L)	---	<0,01	<0,01	---	---	1	1	100%
Benzo(k)fluoranteno (µg/L)	---	<0,01	<0,01	---	---	1	1	100%
Benzo(ghi)perileno (µg/L)	---	<0,01	<0,01	---	---	1	1	100%
Indeno(1,2,3-cd)pireno(µg/L)	---	<0,01	<0,01	---	---	1	1	100%
Clorofórmio(µg/L)	---	<3	<3	---	---	1	1	100%
Bromofórmio(µg/L)	---	17	17	---	---	1	1	100%
Bromodichlorometano(µg/L)	---	<0,01	<0,01	---	---	1	1	100%
Dibromochlorometano(µg/L)	---	<3	<3	---	---	1	1	100%
Total:					100%	35	35	100%

Freguesia de São Miguel do Pinheiro

São Miguel do Pinheiro

Informação complementar relativa à averiguação das situações de incumprimento dos VP (causas e medidas correctivas):


O Presidente da Câmara Municipal de Mértola

Jorge Paulo Colaço Rosa-

Data da publicação:

05 fevereiro de 2013

Câmara Municipal de Mértola		CONTROLO DA QUALIDADE DA ÁGUA PARA CONSUMO HUMANO NAS ZONAS DE ABASTECIMENTO ¹ DO CONCELHO DE MÉRTOLA				EDITAL n.º 19/2013		
Em conformidade com o Decreto-Lei n.º 306/2007, de 27 de agosto, procedeu-se à verificação da qualidade da água da rede pública, através de análises periódicas na torneira do consumidor, segundo o Programa de Controlo da Qualidade da Água (PCQA) aprovado pela autoridade competente (ERSAR).						4º TRIMESTRE 2012 01 outubro a 31 dezembro		
Parâmetro (unidades)	Valor Paramétrico (VP) fixado no DL 306/2007	Valores obtidos		N.º Análises superiores VP	% Cumprimento do VP	N.º Análises (PCQA)		% Análises Realizadas
		Mínimo	Máximo			Agendadas	Realizadas	
<i>Escherichia coli</i> (N/100 ml)	0	0	0	0	100%	2	2	100%
Bactérias coliformes (N/100 ml)	0	0	0	0	100%	2	2	100%
Desinfetante residual (mg/L)	0,4	0,3	0,6	---	---	2	2	100%
Alumínio (µg/L Al)	200	<30	<30	0	100%	1	1	100%
Amónio (mg/L NH ₄)	0,50	<0,02	<0,02	0	100%	1	1	100%
Número de colónias a 22 °C (N/ml)	Sem alteração anormal	0	0	---	---	---	---	---
Número de colónias a 37 °C (N/ml)	Sem alteração anormal	0	0	---	---	---	---	---
Condutividade (µS/cm a 20°C)	2500	1200	1200	0	100%	1	1	100%
<i>Clostridium perfringens</i> (N/100ml)	0	0	0	0	100%	1	1	100%
Cor (mg/L PTCo)	20	<2	<2	0	100%	1	1	100%
pH (Unidades pH)	≥6,5 e ≤9	8	8	0	100%	1	1	100%
Ferro (µg/L Fe)	200	360	360	1	0%	1	1	100%
Manganês (µg/L Mn)	50	18	18	0	100%	1	1	100%
Nitrosos ² (mg/L NO ₂)	50	---	---	---	---	---	---	---
Nitritos (mg/L NO ₂)	0,5	<0,02	<0,02	0	100%	1	1	100%
Oxidabilidade (mg/L O ₂)	5	2,3	2,3	0	100%	1	1	100%
Cheiro a 25°C (Factor de diluição)	3	<1	<1	0	100%	1	1	100%
Sabor a 25°C (Factor de diluição)	3	<1	<1	0	100%	1	1	100%
Turvação (NTU)	4	0,6	0,6	0	100%	1	1	100%
Antimónio (µg/L Sb)	5	---	---	---	---	0	0	---
Arsénio (µg/L As)	10	---	---	---	---	0	0	---
Benzeno (µg/L)	1,0	---	---	---	---	0	0	---
Benzo(a)pireno (µg/L)	0,010	0,005	0,005	0	100%	1	1	100%
Boro (mg/L B)	1,0	---	---	---	---	0	0	---
Bromatos (µg/L BrO ₃)	10	---	---	---	---	0	0	---
Cádmio (µg/L Cd)	5,0	---	---	---	---	0	0	---
Cálcio (mg/L Ca)	---	110	110	---	---	1	1	100%
Chumbo (µg/L Pb)	25	12	12	0	100%	1	1	100%
Cianetos (µg/L CN)	50	---	---	---	---	0	0	---
Cobre (mg/L Cu)	2,0	0,14	0,14	0	100%	1	1	100%
Crómio (µg/L Cr)	50	---	---	---	---	0	0	---
1,2 – dicloroetano (µg/L)	3,0	---	---	---	---	0	0	---
Dureza total (mg/L CaCO ₃)	---	402	402	---	---	1	1	100%
Enterococos (N/100 ml)	0	0	0	0	100%	1	1	100%
Fluoretos (mg/L F)	1,5	---	---	---	---	0	0	---
Magnésio (mg/L Mg)	---	31	31	---	---	1	1	100%
Mercúrio (µg/L Hg)	1	---	---	---	---	0	0	---
Níquel (µg/L Ni)	20	23	23	1	0%	1	1	100%
Selénio (µg/L Se)	10	---	---	---	---	0	0	---
Cloretos (mg/L Cl)	250	---	---	---	---	0	0	---
Sódio (mg/L Na)	200	---	---	---	---	0	0	---
Sulfatos (mg/L SO ₄)	250	---	---	---	---	0	0	---
Tetracloroetano(µg/L)	---	---	---	---	---	0	0	---
Tricloroetano(µg/L)	---	---	---	---	---	0	0	---
Hidrocarbonetos Aromáticos Policíclicos (µg/L):	0,10	<0,01	<0,01	0	100%	1	1	100%
Benzo(b)fluoranteno (µg/L)	---	<0,01	<0,01	---	---	1	1	100%
Benzo(k)fluoranteno (µg/L)	---	<0,01	<0,01	---	---	1	1	100%
Benzo(ghi)perileno (µg/L)	---	<0,01	<0,01	---	---	1	1	100%
Indeno(1,2,3-cd)pireno(µg/L)	---	<0,01	<0,01	---	---	1	1	100%
Clorofórmio(µg/L)	---	<3	<3	---	---	1	1	100%
Bromofórmio(µg/L)	---	22	22	---	---	1	1	100%
Bromodiclorometano(µg/L)	---	<0,01	<0,01	---	---	1	1	100%
Dibromodoclorometano(µg/L)	---	8	8	---	---	1	1	100%
Total:					90%	36	36	100%
Freguesia de São Pedro de Sólis São Pedro de Sólis								
Informação complementar relativa à averiguação das situações de incumprimento dos VP (causas e medidas correctivas):								
O Presidente da Câmara Municipal de Mértola -Jorge Paulo Colaço Rosa-						Data da publicação: 05 fevereiro de 2013		

 Câmara Municipal de Mértola	CONTROLO DA QUALIDADE DA ÁGUA PARA CONSUMO HUMANO NAS ZONAS DE ABASTECIMENTO¹ DO CONCELHO DE MÉRTOLA	EDITAL n.º 19/2013
--	--	---------------------------

Em conformidade com o Decreto-Lei n.º 306/2007, de 27 de agosto, procedeu-se à verificação da qualidade da água da rede pública, através de análises periódicas na torneira do consumidor, segundo o Programa de Controlo da Qualidade da Água (PCQA) aprovado pela autoridade competente (ERSAR).	4º TRIMESTRE 2012 01 outubro a 31 dezembro
--	---

Parâmetro (unidades)	Valor Paramétrico (VP) fixado no DL 306/2007	Valores obtidos		N.º Análises superiores VP	% Cumprimento do VP	N.º Análises (PCQA)		% Análises Realizadas
		Mínimo	Máximo			Agendadas	Realizadas	
<i>Escherichia coli</i> (N/100 ml)	0	0	0	0	100%	2	2	100%
Bactérias coliformes (N/100 ml)	0	0	0	0	100%	2	2	100%
Desinfetante residual (mg/L)	0,4	0,2	0,2	---	---	2	2	100%
Alumínio (µg/L Al)	200	<30	<30	0	100%	1	1	100%
Amónio (mg/L NH ₄)	0,50	<0,02	<0,02	0	100%	1	1	100%
Número de colónias a 22 °C (N/ml)	Sem alteração anormal	84	84	---	---	---	---	---
Número de colónias a 37 °C (N/ml)	Sem alteração anormal	97	97	---	---	---	---	---
Condutividade (µS/cm a 20°C)	2500	700	700	0	100%	1	1	100%
<i>Clostridium perfringens</i> (N/100ml)	0	0	0	0	100%	1	1	100%
Cor (mg/L PtCo)	20	<2	<2	0	100%	1	1	100%
pH (Unidades pH)	≥6,5 e ≤9	7,6	7,6	0	100%	1	1	100%
Ferro (µg/L Fe)	200	<50	<50	0	100%	1	1	100%
Manganês (µg/L Mn)	50	<15	<15	0	100%	1	1	100%
Nitratos ² (mg/L NO ₃)	50	---	---	---	---	---	---	---
Nitritos (mg/L NO ₂)	0,5	<0,02	<0,02	0	100%	1	1	100%
Oxidabilidade (mg/L O ₂)	5	<1	<1	0	100%	1	1	100%
Cheiro a 25°C (Factor de diluição)	3	<1	<1	0	100%	1	1	100%
Sabor a 25°C (Factor de diluição)	3	2	2	0	100%	1	1	100%
Turvação (NTU)	4	<0,5	<0,5	0	100%	1	1	100%
Antimónio (µg/L Sb)	5	---	---	---	---	0	0	---
Arsénio (µg/L As)	10	---	---	---	---	0	0	---
Benzeno (µg/L)	1,0	---	---	---	---	0	0	---
Benzo(a)pireno (µg/L)	0,010	<0,005	<0,005	0	100%	1	1	100%
Boro (mg/L B)	1,0	---	---	---	---	0	0	---
Bromatos (µg/L BrO ₃)	10	---	---	---	---	0	0	---
Cádmio (µg/L Cd)	5,0	---	---	---	---	0	0	---
Cálcio (mg/L Ca)	---	82	82	---	---	1	1	100%
Chumbo (µg/L Pb)	25	<5	<5	0	100%	1	1	100%
Cianetos (µg/L CN)	50	---	---	---	---	0	0	---
Cobre (mg/L Cu)	2,0	0,1	0,1	0	100%	1	1	100%
Crómio (µg/L Cr)	50	---	---	---	---	0	0	---
1,2 - dicloroetano (µg/L)	3,0	---	---	---	---	0	0	---
Dureza total (mg/L CaCO ₃)	---	295	295	---	---	1	1	100%
Enterococos (N/100 ml)	0	0	0	0	100%	1	1	100%
Fluoretos (mg/L F)	1,5	---	---	---	---	0	0	---
Magnésio (mg/L Mg)	---	22	22	---	---	1	1	100%
Mercurio (µg/L Hg)	1	---	---	---	---	0	0	---
Níquel (µg/L Ni)	20	<5	<5	0	100%	1	1	100%
Selénio (µg/L Se)	10	---	---	---	---	0	0	---
Cloretos (mg/L Cl)	250	---	---	---	---	0	0	---
Sódio (mg/L Na)	200	---	---	---	---	0	0	---
Sulfatos (mg/L SO ₄)	250	---	---	---	---	0	0	---
Tetracloroetano(µg/L)	---	---	---	---	---	0	0	---
Tricloroetano(µg/L)	---	---	---	---	---	0	0	---
Hidrocarbonetos Aromáticos Policíclicos (µg/L):	0,10	<0,01	<0,01	0	100%	1	1	100%
Benzo(b)fluoranteno (µg/L)	---	<0,01	<0,01	---	---	1	1	100%
Benzo(k)fluoranteno (µg/L)	---	<0,01	<0,01	---	---	1	1	100%
Benzo(ghi)perileno (µg/L)	---	<0,01	<0,01	---	---	1	1	100%
Indeno(1,2,3-cd)pireno(µg/L)	---	<0,01	<0,01	---	---	1	1	100%
Clorofórmio(µg/L)	---	7	7	---	---	1	1	100%
Bromofórmio(µg/L)	---	6	6	---	---	1	1	100%
Bromodichlorometano(µg/L)	---	<0,01	<0,01	---	---	1	1	100%
Dibromochlorometano(µg/L)	---	<3	<3	---	---	1	1	100%
Total:					100%	36	36	100%

Freguesia de São Sebastião dos Carros
São Sebastião dos Carros

Informação complementar relativa à averiguação das situações de incumprimento dos VP (causas e medidas correctivas):

O Presidente da Câmara Municipal de Mértola

Jorge Paulo Colaço Rosa-

Data da publicação:
05 fevereiro de 2013

Câmara Municipal de Mértola		CONTROLO DA QUALIDADE DA ÁGUA PARA CONSUMO HUMANO NAS ZONAS DE ABASTECIMENTO ¹ DO CONCELHO DE MÉRTOLA				EDITAL n.º 19/2013		
Em conformidade com o Decreto-Lei n.º 306/2007, de 27 de agosto, procedeu-se à verificação da qualidade da água da rede pública, através de análises periódicas na torneira do consumidor, segundo o Programa de Controlo da Qualidade da Água (PCQA) aprovado pela autoridade competente (ERSAR).						4º TRIMESTRE 2012 01 outubro a 31 dezembro		
Parâmetro (unidades)	Valor Paramétrico (VP) fixado no DL 306/2007	Valores obtidos		N.º Análises superiores VP	% Cumprimento do VP	N.º Análises (PCQA)		% Análises Realizadas
		Mínimo	Máximo			Agendadas	Realizadas	
Escherichia coli (N/100 ml)	0	0	0	0	100%	1	1	100%
Bactérias coliformes (N/100 ml)	0	0	0	0	100%	1	1	100%
Desinfetante residual (mg/L)	0,4	0,4	0,4	---	---	1	1	100%
Alumínio (µg/L Al)	200	---	---	---	---	---	---	---
Amónio (mg/L NH ₄)	0,50	---	---	---	---	---	---	---
Número de colónias a 22 °C (N/ml)	Sem alteração anormal	---	---	---	---	---	---	---
Número de colónias a 37 °C (N/ml)	Sem alteração anormal	---	---	---	---	---	---	---
Condutividade (µS/cm a 20°C)	2500	---	---	---	---	---	---	---
Clostridium perfringens (N/100ml)	0	---	---	---	---	---	---	---
Cor (mg/L PtCo)	20	---	---	---	---	---	---	---
pH (Unidades pH)	≥6,5 e ≤9	---	---	---	---	---	---	---
Ferro (µg/L Fe)	200	---	---	---	---	---	---	---
Manganês (µg/L Mn)	50	---	---	---	---	---	---	---
Nitratos ² (mg/L NO ₃)	50	---	---	---	---	---	---	---
Nitritos (mg/L NO ₂)	0,5	---	---	---	---	---	---	---
Oxidabilidade (mg/L O ₂)	5	---	---	---	---	---	---	---
Cheiro a 25°C (Factor de diluição)	3	---	---	---	---	---	---	---
Sabor a 25°C (Factor de diluição)	3	---	---	---	---	---	---	---
Turvação (NTU)	4	---	---	---	---	---	---	---
Antimónio (µg/L Sb)	5	---	---	---	---	---	---	---
Arsénio (µg/L As)	10	---	---	---	---	---	---	---
Benzeno (µg/L)	1,0	---	---	---	---	---	---	---
Benzo(a)pireno (µg/L)	0,010	---	---	---	---	---	---	---
Boro (mg/L B)	1,0	---	---	---	---	---	---	---
Bromatos (µg/L BrO ₃)	10	---	---	---	---	---	---	---
Cádmio (µg/L Cd)	5,0	---	---	---	---	---	---	---
Cálcio (mg/L Ca)	---	---	---	---	---	---	---	---
Chumbo (µg/L Pb)	25	---	---	---	---	---	---	---
Cianetos (µg/L CN)	50	---	---	---	---	---	---	---
Cobre (mg/L Cu)	2,0	---	---	---	---	---	---	---
Crómio (µg/L Cr)	50	---	---	---	---	---	---	---
1,2 - dicloroetano (µg/L)	3,0	---	---	---	---	---	---	---
Dureza total (mg/L CaCO ₃)	---	---	---	---	---	---	---	---
Enterococos (N/100 ml)	0	---	---	---	---	---	---	---
Fluoretos (mg/L F)	1,5	---	---	---	---	---	---	---
Magnésio (mg/L Mg)	---	---	---	---	---	---	---	---
Mercurio (µg/L Hg)	1	---	---	---	---	---	---	---
Níquel (µg/L Ni)	20	---	---	---	---	---	---	---
Selénio (µg/L Se)	10	---	---	---	---	---	---	---
Cloretos (mg/L Cl)	250	---	---	---	---	---	---	---
Sódio (mg/L Na)	200	---	---	---	---	---	---	---
Sulfatos (mg/L SO ₄)	250	---	---	---	---	---	---	---
Tetracloroetano(µg/L)	---	---	---	---	---	---	---	---
Tricloroetano(µg/L)	---	---	---	---	---	---	---	---
Hidrocarbonetos Aromáticos Policíclicos (µg/L):	0,10	---	---	---	---	---	---	---
Benzo(b)fluoranteno (µg/L)	---	---	---	---	---	---	---	---
Benzo(k)fluoranteno (µg/L)	---	---	---	---	---	---	---	---
Benzo(ghi)perileno (µg/L)	---	---	---	---	---	---	---	---
Indeno(1,2,3-cd)pireno(µg/L)	---	---	---	---	---	---	---	---
Clorofórmio(µg/L)	---	---	---	---	---	---	---	---
Bromofórmio(µg/L)	---	---	---	---	---	---	---	---
Bromodichlorometano(µg/L)	---	---	---	---	---	---	---	---
Dibromochlorometano(µg/L)	---	---	---	---	---	---	---	---
Total:					100%	3	3	100%
Freguesia de Mértola Sapos								
Informação complementar relativa à averiguação das situações de incumprimento dos VP (causas e medidas correctivas):								
O Presidente da Câmara Municipal de Mértola						Data da publicação:		
Jorge Paulo Colaço Rosa-						05 fevereiro de 2013		

Câmara Municipal de Mértola		CONTROLO DA QUALIDADE DA ÁGUA PARA CONSUMO HUMANO NAS ZONAS DE ABASTECIMENTO ¹ DO CONCELHO DE MÉRTOLA				EDITAL n.º 19/2013		
Em conformidade com o Decreto-Lei n.º 306/2007, de 27 de agosto, procedeu-se à verificação da qualidade da água da rede pública, através de análises periódicas na torneira do consumidor, segundo o Programa de Controlo da Qualidade da Água (PCQA) aprovado pela autoridade competente (ERSAR).						4º TRIMESTRE 2012 01 outubro a 31 dezembro		
Parâmetro (unidades)	Valor Paramétrico (VP) fixado no DL 306/2007	Valores obtidos		N.º Análises superiores VP	% Cumprimento do VP	N.º Análises (PCQA)		% Análises Realizadas
		Mínimo	Máximo			Agendadas	Realizadas	
Escherichia coli (N/100 ml)	0	0	0	0	100%	1	1	100%
Bactérias coliformes (N/100 ml)	0	0	0	0	100%	1	1	100%
Desinfetante residual (mg/L)	0,4	0,4	0,4	---	---	1	1	100%
Alumínio (µg/L Al)	200	---	---	---	---	---	---	---
Amónio (mg/L NH ₄)	0,50	---	---	---	---	---	---	---
Número de colónias a 22 °C (N/ml)	Sem alteração anormal	---	---	---	---	---	---	---
Número de colónias a 37 °C (N/ml)	Sem alteração anormal	---	---	---	---	---	---	---
Condutividade (µS/cm a 20°C)	2500	---	---	---	---	---	---	---
Clostridium perfringens (N/100ml)	0	---	---	---	---	---	---	---
Cor (mg/L PtCo)	20	---	---	---	---	---	---	---
pH (Unidades pH)	≥6,5 e ≤9	---	---	---	---	---	---	---
Ferro (µg/L Fe)	200	---	---	---	---	---	---	---
Manganês (µg/L Mn)	50	---	---	---	---	---	---	---
Nitratos ² (mg/L NO ₃)	50	---	---	---	---	---	---	---
Nitritos (mg/L NO ₂)	0,5	---	---	---	---	---	---	---
Oxidabilidade (mg/L O ₂)	5	---	---	---	---	---	---	---
Cheiro a 25°C (Factor de diluição)	3	---	---	---	---	---	---	---
Sabor a 25°C (Factor de diluição)	3	---	---	---	---	---	---	---
Turvação (NTU)	4	---	---	---	---	---	---	---
Antimónio (µg/L Sb)	5	---	---	---	---	---	---	---
Arsénio (µg/L As)	10	---	---	---	---	---	---	---
Benzeno (µg/L)	1,0	---	---	---	---	---	---	---
Benzo(a)pireno (µg/L)	0,010	---	---	---	---	---	---	---
Boro (mg/L B)	1,0	---	---	---	---	---	---	---
Bromatos (µg/L BrO ₃)	10	---	---	---	---	---	---	---
Cádmio (µg/L Cd)	5,0	---	---	---	---	---	---	---
Cálcio (mg/L Ca)	---	---	---	---	---	---	---	---
Chumbo (µg/L Pb)	25	---	---	---	---	---	---	---
Cianetos (µg/L CN)	50	---	---	---	---	---	---	---
Cobre (mg/L Cu)	2,0	---	---	---	---	---	---	---
Crómio (µg/L Cr)	50	---	---	---	---	---	---	---
1,2 - dicloroetano (µg/L)	3,0	---	---	---	---	---	---	---
Dureza total (mg/L CaCO ₃)	---	---	---	---	---	---	---	---
Enterococos (N/100 ml)	0	---	---	---	---	---	---	---
Fluoretos (mg/L F)	1,5	---	---	---	---	---	---	---
Magnésio (mg/L Mg)	---	---	---	---	---	---	---	---
Mercurio (µg/L Hg)	1	---	---	---	---	---	---	---
Níquel (µg/L Ni)	20	---	---	---	---	---	---	---
Selénio (µg/L Se)	10	---	---	---	---	---	---	---
Cloretos (mg/L Cl)	250	---	---	---	---	---	---	---
Sódio (mg/L Na)	200	---	---	---	---	---	---	---
Sulfatos (mg/L SO ₄)	250	---	---	---	---	---	---	---
Tetracloroetano(µg/L)	---	---	---	---	---	---	---	---
Tricloroetano(µg/L)	---	---	---	---	---	---	---	---
Hidrocarbonetos Aromáticos Policíclicos (µg/L):	0,10	---	---	---	---	---	---	---
Benzo(b)fluoranteno (µg/L)	---	---	---	---	---	---	---	---
Benzo(k)fluoranteno (µg/L)	---	---	---	---	---	---	---	---
Benzo(ghi)perileno (µg/L)	---	---	---	---	---	---	---	---
Indeno(1,2,3-cd)pireno(µg/L)	---	---	---	---	---	---	---	---
Clorofórmio(µg/L)	---	---	---	---	---	---	---	---
Bromofórmio(µg/L)	---	---	---	---	---	---	---	---
Bromodichlorometano(µg/L)	---	---	---	---	---	---	---	---
Dibromodichlorometano(µg/L)	---	---	---	---	---	---	---	---
Total:					100%	3	3	100%
Freguesia de Espírito Santo Sedas								
Informação complementar relativa à averiguação das situações de incumprimento dos VP (causas e medidas correctivas):								
O Presidente da Câmara Municipal de Mértola						Data da publicação:		
Jorge Paulo Colaço Rosa-						05 fevereiro de 2013		



Câmara Municipal de Mértola

**CONTROLO DA QUALIDADE DA ÁGUA PARA CONSUMO HUMANO
NAS ZONAS DE ABASTECIMENTO¹ DO CONCELHO DE MÉRTOLA**

EDITAL n.º 19/2013

Em conformidade com o Decreto-Lei n.º 306/2007, de 27 de agosto, procedeu-se à verificação da qualidade da água da rede pública, através de análises periódicas na torneira do consumidor, segundo o Programa de Controlo da Qualidade da Água (PCQA) aprovado pela autoridade competente (ERSAR).

**4º TRIMESTRE 2012
01 outubro a
31 dezembro**

Parâmetro (unidades)	Valor Paramétrico (VP) fixado no DL 306/2007	Valores obtidos		N.º Análises superiores VP	% Cumprimento do VP	N.º Análises (PCQA)		% Análises Realizadas
		Mínimo	Máximo			Agendadas	Realizadas	
Escherichia coli (N/100 ml)	0	0	0	0	100%	2	2	100%
Bactérias coliformes (N/100 ml)	0	0	0	0	100%	2	2	100%
Desinfetante residual (mg/L)	0,4	0,4	0,4	---	---	2	2	100%
Alumínio (µg/L Al)	200	<30	<30	0	100%	1	1	100%
Amónio (mg/L NH ₄)	0,50	0,02	0,02	0	100%	1	1	100%
Número de colónias a 22 °C (N/ml)	Sem alteração anormal	0	0	---	---	1	1	100%
Número de colónias a 37 °C (N/ml)	Sem alteração anormal	0	0	---	---	1	1	100%
Condutividade (µS/cm a 20°C)	2500	1100	1100	0	100%	1	1	100%
Clostridium perfringens (N/100ml)	0	0	0	0	100%	1	1	100%
Cor (mg/L PtCo)	20	2,9	2,9	0	100%	1	1	100%
pH (Unidades pH)	≥6,5 e ≤9	7,3	7,3	0	100%	1	1	100%
Ferro (µg/L Fe)	200	<50	<50	0	100%	1	1	100%
Manganês (µg/L Mn)	50	<15	<15	0	100%	1	1	100%
Nitratos ² (mg/L NO ₃)	50	<10	<10	0	100%	1	1	100%
Nitritos (mg/L NO ₂)	0,5	<0,02	<0,02	0	100%	1	1	100%
Oxidabilidade (mg/L O ₂)	5	<1	<1	0	100%	1	1	100%
Cheiro a 25°C (Factor de diluição)	3	<1	<1	0	100%	1	1	100%
Sabor a 25°C (Factor de diluição)	3	<1	<1	0	100%	1	1	100%
Turvação (NTU)	4	0,6	0,6	0	100%	1	1	100%
Antimónio (µg/L Sb)	5	<3,5	<3,5	0	100%	1	1	100%
Arsénio (µg/L As)	10	<10	<10	0	100%	1	1	100%
Benzeno (µg/L)	1,0	<0,5	<0,5	0	100%	1	1	100%
Benzo(a)pireno (µg/L)	0,010	<0,005	<0,005	0	100%	1	1	100%
Boro (mg/L B)	1,0	<0,3	<0,3	0	100%	1	1	100%
Bromatos (µg/L BrO ₃)	10	<5	<5	0	100%	1	1	100%
Cádmio (µg/L Cd)	5,0	<1	<1	0	100%	1	1	100%
Cálcio (mg/L Ca)	---	340	340	---	---	1	1	100%
Chumbo (µg/L Pb)	25	<5	<5	0	100%	1	1	100%
Cianetos (µg/L CN)	50	<15	<15	0	100%	1	1	100%
Cobre (mg/L Cu)	2,0	0,04	0,04	0	100%	1	1	100%
Crómio (µg/L Cr)	50	<2	<2	0	100%	1	1	100%
1,2 - dicloroetano (µg/L)	3,0	<1	<1	0	100%	1	1	100%
Dureza total (mg/L CaCO ₃)	---	402	402	---	---	1	1	100%
Enterococos (N/100 ml)	0	0	0	0	100%	1	1	100%
Fluoretos (mg/L F)	1,5	0,4	0,4	0	100%	1	1	100%
Magnésio (mg/L Mg)	---	31	31	---	---	1	1	100%
Mercurio (µg/L Hg)	1	<1	<1	0	100%	1	1	100%
Níquel (µg/L Ni)	20	<5	<5	0	100%	1	1	100%
Selénio (µg/L Se)	10	<10	<10	0	100%	1	1	100%
Cloretos (mg/L Cl)	250	95	95	0	100%	1	1	100%
Sódio (mg/L Na)	200	150	150	0	100%	1	1	100%
Sulfatos (mg/L SO ₄)	250	54	54	0	100%	1	1	100%
Tetracloroetano(µg/L)	---	<1	<1	---	---	1	1	100%
Tricloroetano(µg/L)	---	<1	<1	---	---	1	1	100%
Hidrocarbonetos Aromáticos Policíclicos (µg/L):	0,10	<0,01	<0,01	0	100%	1	1	100%
Benzo(b)fluoranteno (µg/L)	---	<0,01	<0,01	---	---	1	1	100%
Benzo(k)fluoranteno (µg/L)	---	<0,01	<0,01	---	---	1	1	100%
Benzo(ghi)perileno (µg/L)	---	<0,01	<0,01	---	---	1	1	100%
Indeno(1,2,3-cd)pireno(µg/L)	---	<0,01	<0,01	---	---	1	1	100%
Clorofórmio(µg/L)	---	<3	<3	---	---	1	1	100%
Bromofórmio(µg/L)	---	<3	<3	---	---	1	1	100%
Bromodlorometano(µg/L)	---	<0,01	<0,01	---	---	1	1	100%
Dibromoclorometano(µg/L)	---	<3	<3	---	---	1	1	100%
Total:					100%	56	56	100%


 Freguesia de São Miguel do Pinheiro
Serranos

Informação complementar relativa à averiguação das situações de incumprimento dos VP (causas e medidas correctivas):

O Presidente da Câmara Municipal de Mértola

Jorge Paulo Colaço Rosa-

 Data da publicação:
05 fevereiro de 2013

 Câmara Municipal de Mértola	CONTROLO DA QUALIDADE DA ÁGUA PARA CONSUMO HUMANO NAS ZONAS DE ABASTECIMENTO¹ DO CONCELHO DE MÉRTOLA	EDITAL n.º 19/2013
--	--	---------------------------

Em conformidade com o Decreto-Lei n.º 306/2007, de 27 de agosto, procedeu-se à verificação da qualidade da água da rede pública, através de análises periódicas na torneira do consumidor, segundo o Programa de Controlo da Qualidade da Água (PCQA) aprovado pela autoridade competente (ERSAR).	4º TRIMESTRE 2012 01 outubro a 31 dezembro
--	---

Parâmetro (unidades)	Valor Paramétrico (VP) fixado no DL 306/2007	Valores obtidos		N.º Análises superiores VP	% Cumprimento do VP	N.º Análises (PCQA)		% Análises Realizadas
		Mínimo	Máximo			Agendadas	Realizadas	
Escherichia coli (N/100 ml)	0	0	0	0	100%	1	1	100%
Bactérias coliformes (N/100 ml)	0	0	0	0	100%	1	1	100%
Desinfetante residual (mg/L)	0,4	0,2	0,2	---	---	1	1	100%
Alumínio (µg/L Al)	200	---	---	---	---	---	---	---
Amónio (mg/L NH ₄)	0,50	---	---	---	---	---	---	---
Número de colónias a 22 °C (N/ml)	Sem alteração anormal	---	---	---	---	---	---	---
Número de colónias a 37 °C (N/ml)	Sem alteração anormal	---	---	---	---	---	---	---
Condutividade (µS/cm a 20°C)	2500	---	---	---	---	---	---	---
Clostridium perfringens (N/100ml)	0	---	---	---	---	---	---	---
Cor (mg/L PtCo)	20	---	---	---	---	---	---	---
pH (Unidades pH)	≥6,5 e ≤9	---	---	---	---	---	---	---
Ferro (µg/L Fe)	200	---	---	---	---	---	---	---
Manganês (µg/L Mn)	50	---	---	---	---	---	---	---
Nitratos ² (mg/L NO ₃)	50	---	---	---	---	---	---	---
Nitritos (mg/L NO ₂)	0,5	---	---	---	---	---	---	---
Oxidabilidade (mg/L O ₂)	5	---	---	---	---	---	---	---
Cheiro a 25°C (Factor de diluição)	3	---	---	---	---	---	---	---
Sabor a 25°C (Factor de diluição)	3	---	---	---	---	---	---	---
Turvação (NTU)	4	---	---	---	---	---	---	---
Antimónio (µg/L Sb)	5	---	---	---	---	---	---	---
Arsénio (µg/L As)	10	---	---	---	---	---	---	---
Benzeno (µg/L)	1,0	---	---	---	---	---	---	---
Benzo(a)pireno (µg/L)	0,010	---	---	---	---	---	---	---
Boro (mg/L B)	1,0	---	---	---	---	---	---	---
Bromatos (µg/L BrO ₃)	10	---	---	---	---	---	---	---
Cádmio (µg/L Cd)	5,0	---	---	---	---	---	---	---
Cálcio (mg/L Ca)	---	---	---	---	---	---	---	---
Chumbo (µg/L Pb)	25	---	---	---	---	---	---	---
Cianetos (µg/L CN)	50	---	---	---	---	---	---	---
Cobre (mg/L Cu)	2,0	---	---	---	---	---	---	---
Crómio (µg/L Cr)	50	---	---	---	---	---	---	---
1,2 - dicloroetano (µg/L)	3,0	---	---	---	---	---	---	---
Dureza total (mg/L CaCO ₃)	---	---	---	---	---	---	---	---
Enterococos (N/100 ml)	0	---	---	---	---	---	---	---
Fluoretos (mg/L F)	1,5	---	---	---	---	---	---	---
Magnésio (mg/L Mg)	---	---	---	---	---	---	---	---
Mercurio (µg/L Hg)	1	---	---	---	---	---	---	---
Níquel (µg/L Ni)	20	---	---	---	---	---	---	---
Selénio (µg/L Se)	10	---	---	---	---	---	---	---
Cloretos (mg/L Cl)	250	---	---	---	---	---	---	---
Sódio (mg/L Na)	200	---	---	---	---	---	---	---
Sulfatos (mg/L SO ₄)	250	---	---	---	---	---	---	---
Tetracloroetano(µg/L)	---	---	---	---	---	---	---	---
Tricloroetano(µg/L)	---	---	---	---	---	---	---	---
Hidrocarbonetos Aromáticos Policíclicos (µg/L):	0,10	---	---	---	---	---	---	---
Benzo(b)fluoranteno (µg/L)	---	---	---	---	---	---	---	---
Benzo(k)fluoranteno (µg/L)	---	---	---	---	---	---	---	---
Benzo(ghi)perileno (µg/L)	---	---	---	---	---	---	---	---
Indeno(1,2,3-cd)pireno(µg/L)	---	---	---	---	---	---	---	---
Clorofórmio(µg/L)	---	---	---	---	---	---	---	---
Bromofórmio(µg/L)	---	---	---	---	---	---	---	---
Bromodichlorometano(µg/L)	---	---	---	---	---	---	---	---
Dibromodichlorometano(µg/L)	---	---	---	---	---	---	---	---
Total:					100%	3	3	100%

Freguesia de São João dos Caldeiros

Simões


Informação complementar relativa à averiguação das situações de incumprimento dos VP (causas e medidas correctivas):

O Presidente da Câmara Municipal de Mértola

Jorge Paulo Colaço Rosa-

Data da publicação:

05 fevereiro de 2013

 Câmara Municipal de Mértola	CONTROLO DA QUALIDADE DA ÁGUA PARA CONSUMO HUMANO NAS ZONAS DE ABASTECIMENTO¹ DO CONCELHO DE MÉRTOLA	EDITAL n.º 19/2013
--	--	---------------------------

Em conformidade com o Decreto-Lei n.º 306/2007, de 27 de agosto, procedeu-se à verificação da qualidade da água da rede pública, através de análises periódicas na torneira do consumidor, segundo o Programa de Controlo da Qualidade da Água (PCQA) aprovado pela autoridade competente (ERSAR).	4º TRIMESTRE 2012 01 outubro a 31 dezembro
--	---


Parâmetro (unidades)	Valor Paramétrico (VP) fixado no DL 306/2007	Valores obtidos		N.º Análises superiores VP	% Cumprimento do VP	N.º Análises (PCQA)		% Análises Realizadas
		Mínimo	Máximo			Agendadas	Realizadas	
Escherichia coli (N/100 ml)	0	0	0	0	100%	1	1	100%
Bactérias coliformes (N/100 ml)	0	0	0	0	100%	1	1	100%
Desinfetante residual (mg/L)	0,4	0,6	0,6	---	---	1	1	100%
Alumínio (µg/L Al)	200	---	---	---	---	---	---	---
Amónio (mg/L NH ₄)	0,50	---	---	---	---	---	---	---
Número de colónias a 22 °C (N/ml)	Sem alteração anormal	---	---	---	---	---	---	---
Número de colónias a 37 °C (N/ml)	Sem alteração anormal	---	---	---	---	---	---	---
Condutividade (µS/cm a 20°C)	2500	---	---	---	---	---	---	---
Clostridium perfringens (N/100ml)	0	---	---	---	---	---	---	---
Cor (mg/L PtCo)	20	---	---	---	---	---	---	---
pH (Unidades pH)	≥6,5 e ≤9	---	---	---	---	---	---	---
Ferro (µg/L Fe)	200	---	---	---	---	---	---	---
Manganês (µg/L Mn)	50	---	---	---	---	---	---	---
Nitratos ² (mg/L NO ₃)	50	---	---	---	---	---	---	---
Nitritos (mg/L NO ₂)	0,5	---	---	---	---	---	---	---
Oxidabilidade (mg/L O ₂)	5	---	---	---	---	---	---	---
Cheiro a 25°C (Factor de diluição)	3	---	---	---	---	---	---	---
Sabor a 25°C (Factor de diluição)	3	---	---	---	---	---	---	---
Turvação (NTU)	4	---	---	---	---	---	---	---
Antimónio (µg/L Sb)	5	---	---	---	---	---	---	---
Arsénio (µg/L As)	10	---	---	---	---	---	---	---
Benzeno (µg/L)	1,0	---	---	---	---	---	---	---
Benzo(a)pireno (µg/L)	0,010	---	---	---	---	---	---	---
Boro (mg/L B)	1,0	---	---	---	---	---	---	---
Bromatos (µg/L BrO ₃)	10	---	---	---	---	---	---	---
Cádmio (µg/L Cd)	5,0	---	---	---	---	---	---	---
Cálcio (mg/L Ca)	---	---	---	---	---	---	---	---
Chumbo (µg/L Pb)	25	---	---	---	---	---	---	---
Cianetos (µg/L CN)	50	---	---	---	---	---	---	---
Cobre (mg/L Cu)	2,0	---	---	---	---	---	---	---
Crómio (µg/L Cr)	50	---	---	---	---	---	---	---
1,2 - dicloroetano (µg/L)	3,0	---	---	---	---	---	---	---
Dureza total (mg/L CaCO ₃)	---	---	---	---	---	---	---	---
Enterococos (N/100 ml)	0	---	---	---	---	---	---	---
Fluoretos (mg/L F)	1,5	---	---	---	---	---	---	---
Magnésio (mg/L Mg)	---	---	---	---	---	---	---	---
Mercurio (µg/L Hg)	1	---	---	---	---	---	---	---
Níquel (µg/L Ni)	20	---	---	---	---	---	---	---
Selénio (µg/L Se)	10	---	---	---	---	---	---	---
Cloretos (mg/L Cl)	250	---	---	---	---	---	---	---
Sódio (mg/L Na)	200	---	---	---	---	---	---	---
Sulfatos (mg/L SO ₄)	250	---	---	---	---	---	---	---
Tetracloroetano(µg/L)	---	---	---	---	---	---	---	---
Tricloroetano(µg/L)	---	---	---	---	---	---	---	---
Hidrocarbonetos Aromáticos Policíclicos (µg/L):	0,10	---	---	---	---	---	---	---
Benzo(b)fluoranteno (µg/L)	---	---	---	---	---	---	---	---
Benzo(k)fluoranteno (µg/L)	---	---	---	---	---	---	---	---
Benzo(ghi)perileno (µg/L)	---	---	---	---	---	---	---	---
Indeno(1,2,3-cd)pireno(µg/L)	---	---	---	---	---	---	---	---
Clorofórmio(µg/L)	---	---	---	---	---	---	---	---
Bromofórmio(µg/L)	---	---	---	---	---	---	---	---
Bromodichlorometano(µg/L)	---	---	---	---	---	---	---	---
Dibromodichlorometano(µg/L)	---	---	---	---	---	---	---	---
Total:					100%	3	3	100%

Freguesia de São João dos Caldeireiros
Tacões

Informação complementar relativa à averiguação das situações de incumprimento dos VP (causas e medidas correctivas):

O Presidente da Câmara Municipal de Mértola Jorge Paulo Colaço Rosa-	-	Data da publicação: 05 fevereiro de 2013
---	---	---

Câmara Municipal de Mértola		CONTROLO DA QUALIDADE DA ÁGUA PARA CONSUMO HUMANO NAS ZONAS DE ABASTECIMENTO ¹ DO CONCELHO DE MÉRTOLA				EDITAL n.º 19/2013		
Em conformidade com o Decreto-Lei n.º 306/2007, de 27 de agosto, procedeu-se à verificação da qualidade da água da rede pública, através de análises periódicas na torneira do consumidor, segundo o Programa de Controlo da Qualidade da Água (PCQA) aprovado pela autoridade competente (ERSAR).						4º TRIMESTRE 2012 01 outubro a 31 dezembro		
Parâmetro (unidades)	Valor Paramétrico (VP) fixado no DL 306/2007	Valores obtidos		N.º Análises superiores VP	% Cumprimento do VP	N.º Análises (PCQA)		% Análises Realizadas
		Mínimo	Máximo			Agendadas	Realizadas	
Escherichia coli (N/100 ml)	0	0	0	0	100%	1	1	100%
Bactérias coliformes (N/100 ml)	0	0	0	0	100%	1	1	100%
Desinfetante residual (mg/L)	0,4	0,6	0,6	---	---	1	1	100%
Alumínio (µg/L Al)	200	---	---	---	---	---	---	---
Amónio (mg/L NH ₄)	0,50	---	---	---	---	---	---	---
Número de colónias a 22 °C (N/ml)	Sem alteração anormal	---	---	---	---	---	---	---
Número de colónias a 37 °C (N/ml)	Sem alteração anormal	---	---	---	---	---	---	---
Condutividade (µS/cm a 20°C)	2500	---	---	---	---	---	---	---
Clostridium perfringens (N/100ml)	0	---	---	---	---	---	---	---
Cor (mg/L PtCo)	20	---	---	---	---	---	---	---
pH (Unidades pH)	≥6,5 e ≤9	---	---	---	---	---	---	---
Ferro (µg/L Fe)	200	---	---	---	---	---	---	---
Manganês (µg/L Mn)	50	---	---	---	---	---	---	---
Nitratos ² (mg/L NO ₃)	50	---	---	---	---	---	---	---
Nitritos (mg/L NO ₂)	0,5	---	---	---	---	---	---	---
Oxidabilidade (mg/L O ₂)	5	---	---	---	---	---	---	---
Cheiro a 25°C (Factor de diluição)	3	---	---	---	---	---	---	---
Sabor a 25°C (Factor de diluição)	3	---	---	---	---	---	---	---
Turvação (NTU)	4	---	---	---	---	---	---	---
Antimónio (µg/L Sb)	5	---	---	---	---	---	---	---
Arsénio (µg/L As)	10	---	---	---	---	---	---	---
Benzeno (µg/L)	1,0	---	---	---	---	---	---	---
Benzo(a)pireno (µg/L)	0,010	---	---	---	---	---	---	---
Boro (mg/L B)	1,0	---	---	---	---	---	---	---
Bromatos (µg/L BrO ₃)	10	---	---	---	---	---	---	---
Cádmio (µg/L Cd)	5,0	---	---	---	---	---	---	---
Cálcio (mg/L Ca)	---	---	---	---	---	---	---	---
Chumbo (µg/L Pb)	25	---	---	---	---	---	---	---
Cianetos (µg/L CN)	50	---	---	---	---	---	---	---
Cobre (mg/L Cu)	2,0	---	---	---	---	---	---	---
Crómio (µg/L Cr)	50	---	---	---	---	---	---	---
1,2 - dicloroetano (µg/L)	3,0	---	---	---	---	---	---	---
Dureza total (mg/L CaCO ₃)	---	---	---	---	---	---	---	---
Enterococos (N/100 ml)	0	---	---	---	---	---	---	---
Fluoretos (mg/L F)	1,5	---	---	---	---	---	---	---
Magnésio (mg/L Mg)	---	---	---	---	---	---	---	---
Mercurio (µg/L Hg)	1	---	---	---	---	---	---	---
Níquel (µg/L Ni)	20	---	---	---	---	---	---	---
Selénio (µg/L Se)	10	---	---	---	---	---	---	---
Cloretos (mg/L Cl)	250	---	---	---	---	---	---	---
Sódio (mg/L Na)	200	---	---	---	---	---	---	---
Sulfatos (mg/L SO ₄)	250	---	---	---	---	---	---	---
Tetracloroetano(µg/L)	---	---	---	---	---	---	---	---
Tricloroetano(µg/L)	---	---	---	---	---	---	---	---
Hidrocarbonetos Aromáticos Policíclicos (µg/L):	0,10	---	---	---	---	---	---	---
Benzo(b)fluoranteno (µg/L)	---	---	---	---	---	---	---	---
Benzo(k)fluoranteno (µg/L)	---	---	---	---	---	---	---	---
Benzo(ghi)perileno (µg/L)	---	---	---	---	---	---	---	---
Indeno(1,2,3-cd)pireno(µg/L)	---	---	---	---	---	---	---	---
Clorofórmio(µg/L)	---	---	---	---	---	---	---	---
Bromofórmio(µg/L)	---	---	---	---	---	---	---	---
Bromodichlorometano(µg/L)	---	---	---	---	---	---	---	---
Dibromodichlorometano(µg/L)	---	---	---	---	---	---	---	---
Total:					100%	3	3	100%
Freguesia de Mértola Tamejoso								
Informação complementar relativa à averiguação das situações de incumprimento dos VP (causas e medidas correctivas):								
O Presidente da Câmara Municipal de Mértola						Data da publicação:		
Jorge Paulo Colaço Rosa-						05 fevereiro de 2013		

 Câmara Municipal de Mértola	CONTROLO DA QUALIDADE DA ÁGUA PARA CONSUMO HUMANO NAS ZONAS DE ABASTECIMENTO¹ DO CONCELHO DE MÉRTOLA	EDITAL n.º 19/2013
--	--	---------------------------

Em conformidade com o Decreto-Lei n.º 306/2007, de 27 de agosto, procedeu-se à verificação da qualidade da água da rede pública, através de análises periódicas na torneira do consumidor, segundo o Programa de Controlo da Qualidade da Água (PCQA) aprovado pela autoridade competente (ERSAR).	4º TRIMESTRE 2012 01 outubro a 31 dezembro
--	---

Parâmetro (unidades)	Valor Paramétrico (VP) fixado no DL 306/2007	Valores obtidos		N.º Análises superiores VP	% Cumprimento do VP	N.º Análises (PCQA)		% Análises Realizadas
		Mínimo	Máximo			Agendadas	Realizadas	
Escherichia coli (N/100 ml)	0	0	0	0	100%	2	2	100%
Bactérias coliformes (N/100 ml)	0	0	0	0	100%	2	2	100%
Desinfetante residual (mg/L)	0,4	0,4	0,6	---	---	2	2	100%
Alumínio (µg/L Al)	200	<30	<30	0	100%	1	1	100%
Amónio (mg/L NH ₄)	0,50	<0,02	<0,02	0	100%	1	1	100%
Número de colónias a 22 °C (N/ml)	Sem alteração anormal	0	0	---	---	1	1	100%
Número de colónias a 37 °C (N/ml)	Sem alteração anormal	0	0	---	---	1	1	100%
Condutividade (µS/cm a 20°C)	2500	1200	1200	0	100%	1	1	100%
Clostridium perfringens (N/100ml)	0	0	0	0	100%	1	1	100%
Cor (mg/L PtCo)	20	<2	<2	0	100%	1	1	100%
pH (Unidades pH)	≥6,5 e ≤9	8	8	0	100%	1	1	100%
Ferro (µg/L Fe)	200	<50	<50	0	100%	1	1	100%
Manganês (µg/L Mn)	50	<15	<15	0	100%	1	1	100%
Nitratos ² (mg/L NO ₃)	50	17	17	0	100%	1	1	100%
Nitritos (mg/L NO ₂)	0,5	<0,02	<0,02	0	100%	1	1	100%
Oxidabilidade (mg/L O ₂)	5	<1	<1	0	100%	1	1	100%
Cheiro a 25°C (Factor de diluição)	3	<1	<1	0	100%	1	1	100%
Sabor a 25°C (Factor de diluição)	3	<1	<1	0	100%	1	1	100%
Turvação (NTU)	4	<0,5	<0,5	0	100%	1	1	100%
Antimónio (µg/L Sb)	5	<3,5	<3,5	0	100%	1	1	100%
Arsénio (µg/L As)	10	<10	<10	0	100%	1	1	100%
Benzeno (µg/L)	1,0	<0,5	<0,5	0	100%	1	1	100%
Benzo(a)pireno (µg/L)	0,010	<0,005	<0,005	0	100%	1	1	100%
Boro (mg/L B)	1,0	<0,3	<0,3	0	100%	1	1	100%
Bromatos (µg/L BrO ₃)	10	<5	<5	0	100%	1	1	100%
Cádmio (µg/L Cd)	5,0	<1	<1	0	100%	1	1	100%
Cálcio (mg/L Ca)	---	70	70	---	---	1	1	100%
Chumbo (µg/L Pb)	25	<5	<5	0	100%	1	1	100%
Cianetos (µg/L CN)	50	<15	<15	0	100%	1	1	100%
Cobre (mg/L Cu)	2,0	0,02	0,02	0	100%	1	1	100%
Crómio (µg/L Cr)	50	<2	<2	0	100%	1	1	100%
1,2 - dicloroetano (µg/L)	3,0	<1	<1	0	100%	1	1	100%
Dureza total (mg/L CaCO ₃)	---	302	302	---	---	1	1	100%
Enterococos (N/100 ml)	0	0	0	0	100%	1	1	100%
Fluoretos (mg/L F)	1,5	0,4	0,4	0	100%	1	1	100%
Magnésio (mg/L Mg)	---	31	31	---	---	1	1	100%
Mercurio (µg/L Hg)	1	<1	<1	0	100%	1	1	100%
Níquel (µg/L Ni)	20	<5	<5	0	100%	1	1	100%
Selénio (µg/L Se)	10	<10	<10	0	100%	1	1	100%
Cloretos (mg/L Cl)	250	235	235	0	100%	1	1	100%
Sódio (mg/L Na)	200	180	180	0	100%	1	1	100%
Sulfatos (mg/L SO ₄)	250	68	68	0	100%	1	1	100%
Tetracloreto (µg/L)	---	<1	<1	---	---	1	1	100%
Tricloreto (µg/L)	---	<1	<1	---	---	1	1	100%
Hidrocarbonetos Aromáticos Policíclicos (µg/L):	0,10	<0,01	<0,01	0	100%	1	1	100%
Benzo(b)fluoranteno (µg/L)	---	<0,01	<0,01	---	---	1	1	100%
Benzo(k)fluoranteno (µg/L)	---	<0,01	<0,01	---	---	1	1	100%
Benzo(ghi)perileno (µg/L)	---	<0,01	<0,01	---	---	1	1	100%
Indeno(1,2,3-cd)pireno(µg/L)	---	<0,01	<0,01	---	---	1	1	100%
Clorofórmio(µg/L)	---	<3	<3	---	---	1	1	100%
Bromofórmio(µg/L)	---	9	9	---	---	1	1	100%
Bromodichlorometano(µg/L)	---	<0,01	<0,01	---	---	1	1	100%
Dibromochlorometano(µg/L)	---	<3	<3	---	---	1	1	100%
Total:					100%	56	56	100%

Freguesia de Alcaria Ruiva
Vale de Açor de Baixo

Informação complementar relativa à averiguação das situações de incumprimento dos VP (causas e medidas correctivas):

O Presidente da Câmara Municipal de Mértola Jorge Paulo Colaço Rosa-	Data da publicação: 05 fevereiro de 2013
---	---

 Câmara Municipal de Mértola	CONTROLO DA QUALIDADE DA ÁGUA PARA CONSUMO HUMANO NAS ZONAS DE ABASTECIMENTO¹ DO CONCELHO DE MÉRTOLA	EDITAL n.º 19/2013
--	--	---------------------------

Em conformidade com o Decreto-Lei n.º 306/2007, de 27 de agosto, procedeu-se à verificação da qualidade da água da rede pública, através de análises periódicas na torneira do consumidor, segundo o Programa de Controlo da Qualidade da Água (PCQA) aprovado pela autoridade competente (ERSAR).

4º TRIMESTRE 2012
01 outubro a
31 dezembro

Parâmetro (unidades)	Valor Paramétrico (VP) fixado no DL 306/2007	Valores obtidos		N.º Análises superiores VP	% Cumprimento do VP	N.º Análises (PCQA)		% Análises Realizadas
		Mínimo	Máximo			Agendadas	Realizadas	
Escherichia coli (N/100 ml)	0	0	0	0	100%	2	2	100%
Bactérias coliformes (N/100 ml)	0	0	0	0	100%	2	2	100%
Desinfetante residual (mg/L)	0,4	0,4	0,4	---	---	2	2	100%
Alumínio (µg/L Al)	200	<30	<30	0	100%	1	1	100%
Amónio (mg/L NH ₄)	0,50	<0,02	<0,02	0	100%	1	1	100%
Número de colónias a 22 °C (N/ml)	Sem alteração anormal	0	0	---	---	1	1	100%
Número de colónias a 37 °C (N/ml)	Sem alteração anormal	0	0	---	---	1	1	100%
Condutividade (µS/cm a 20°C)	2500	1200	1200	0	100%	1	1	100%
Clostridium perfringens (N/100ml)	0	0	0	0	100%	1	1	100%
Cor (mg/L PtCo)	20	<2	<2	0	100%	1	1	100%
pH (Unidades pH)	≥6,5 e ≤9	7,7	7,7	0	100%	1	1	100%
Ferro (µg/L Fe)	200	<50	<50	0	100%	1	1	100%
Manganês (µg/L Mn)	50	<15	<15	0	100%	1	1	100%
Nitratos ² (mg/L NO ₃)	50	50	50	0	100%	1	1	100%
Nitritos (mg/L NO ₂)	0,5	<0,02	<0,02	0	100%	1	1	100%
Oxidabilidade (mg/L O ₂)	5	<1	<1	0	100%	1	1	100%
Cheiro a 25°C (Factor de diluição)	3	<1	<1	0	100%	1	1	100%
Sabor a 25°C (Factor de diluição)	3	<1	<1	0	100%	1	1	100%
Turvação (NTU)	4	<0,5	<0,5	0	100%	1	1	100%
Antimónio (µg/L Sb)	5	<3,5	<3,5	0	100%	1	1	100%
Arsénio (µg/L As)	10	<10	<10	0	100%	1	1	100%
Benzeno (µg/L)	1,0	<0,5	<0,5	0	100%	1	1	100%
Benzo(a)pireno (µg/L)	0,010	<0,005	<0,005	0	100%	1	1	100%
Boro (mg/L B)	1,0	<0,3	<0,3	0	100%	1	1	100%
Bromatos (µg/L BrO ₃)	10	<5	<5	0	100%	1	1	100%
Cádmio (µg/L Cd)	5,0	<1	<1	0	100%	1	1	100%
Cálcio (mg/L Ca)	---	130	130	---	---	1	1	100%
Chumbo (µg/L Pb)	25	<5	<5	0	100%	1	1	100%
Cianetos (µg/L CN)	50	<15	<15	0	100%	1	1	100%
Cobre (mg/L Cu)	2,0	0,02	0,02	0	100%	1	1	100%
Crómio (µg/L Cr)	50	<2	<2	0	100%	1	1	100%
1,2 - dicloroetano (µg/L)	3,0	<1	<1	0	100%	1	1	100%
Dureza total (mg/L CaCO ₃)	---	423	423	---	---	1	1	100%
Enterococos (N/100 ml)	0	0	0	0	100%	1	1	100%
Fluoretos (mg/L F)	1,5	0,5	0,5	0	100%	1	1	100%
Magnésio (mg/L Mg)	---	24	24	---	---	1	1	100%
Mercurio (µg/L Hg)	1	<1	<1	0	100%	1	1	100%
Níquel (µg/L Ni)	20	9	9	0	100%	1	1	100%
Selénio (µg/L Se)	10	<10	<10	0	100%	1	1	100%
Cloretos (mg/L Cl)	250	210	210	0	100%	1	1	100%
Sódio (mg/L Na)	200	190	190	0	100%	1	1	100%
Sulfatos (mg/L SO ₄)	250	76	76	0	100%	1	1	100%
Tetracloroetano(µg/L)	---	<1	<1	---	---	1	1	100%
Tricloroetano(µg/L)	---	<1	<1	---	---	1	1	100%
Hidrocarbonetos Aromáticos Policíclicos (µg/L):	0,10	<0,01	<0,01	0	100%	1	1	100%
Benzo(b)fluoranteno (µg/L)	---	<0,01	<0,01	---	---	1	1	100%
Benzo(k)fluoranteno (µg/L)	---	<0,01	<0,01	---	---	1	1	100%
Benzo(ghi)perileno (µg/L)	---	<0,01	<0,01	---	---	1	1	100%
Indeno(1,2,3-cd)pireno(µg/L)	---	<0,01	<0,01	---	---	1	1	100%
Clorofórmio(µg/L)	---	<3	<3	---	---	1	1	100%
Bromofórmio(µg/L)	---	<3	<3	---	---	1	1	100%
Bromodichlorometano(µg/L)	---	<0,01	<0,01	---	---	1	1	100%
Dibromoclorometano(µg/L)	---	<3	<3	---	---	1	1	100%
Total:					100%	56	56	100%

Freguesia de Alcaria Ruiva

Vale de Açor de Cima

Informação complementar relativa à averiguação das situações de incumprimento dos VP (causas e medidas correctivas):

O Presidente da Câmara Municipal de Mértola

Jorge Paulo Colaço Rosa-

Data da publicação:

05 fevereiro de 2013



Câmara Municipal de Mértola

**CONTROLO DA QUALIDADE DA ÁGUA PARA CONSUMO HUMANO
NAS ZONAS DE ABASTECIMENTO¹ DO CONCELHO DE MÉRTOLA**

EDITAL n.º 19/2013

Em conformidade com o Decreto-Lei n.º 306/2007, de 27 de agosto, procedeu-se à verificação da qualidade da água da rede pública, através de análises periódicas na torneira do consumidor, segundo o Programa de Controlo da Qualidade da Água (PCQA) aprovado pela autoridade competente (ERSAR).

4º TRIMESTRE 2012
01 outubro a
31 dezembro

Parâmetro (unidades)	Valor Paramétrico (VP) fixado no DL 306/2007	Valores obtidos		N.º Análises superiores VP	% Cumprimento do VP	N.º Análises (PCQA)		% Análises Realizadas
		Mínimo	Máximo			Agendadas	Realizadas	
<i>Escherichia coli</i> (N/100 ml)	0	0	0	0	100%	2	2	100%
Bactérias coliformes (N/100 ml)	0	0	0	0	100%	2	2	100%
Desinfetante residual (mg/L)	0,4	0,3	0,5	---	---	2	2	100%
Alumínio (µg/L Al)	200	44	44	0	100%	1	1	100%
Amónio (mg/L NH ₄)	0,50	<0,02	<0,02	0	100%	1	1	100%
Número de colónias a 22 °C (N/ml)	Sem alteração anormal	0	0	---	---	1	1	100%
Número de colónias a 37 °C (N/ml)	Sem alteração anormal	0	0	---	---	1	1	100%
Condutividade (µS/cm a 20°C)	2500	810	810	0	100%	1	1	100%
<i>Clostridium perfringens</i> (N/100ml)	0	0	0	0	100%	1	1	100%
Cor (mg/L PtCo)	20	<2	<2	0	100%	1	1	100%
pH (Unidades pH)	≥6,5 e ≤9	7,7	7,7	0	100%	1	1	100%
Ferro (µg/L Fe)	200	94	94	0	100%	1	1	100%
Manganês (µg/L Mn)	50	<15	<15	0	100%	1	1	100%
Nitratos ² (mg/L NO ₃)	50	13	13	0	100%	1	1	100%
Nitritos (mg/L NO ₂)	0,5	<0,02	<0,02	0	100%	1	1	100%
Oxidabilidade (mg/L O ₂)	5	<1	<1	0	100%	1	1	100%
Cheiro a 25°C (Factor de diluição)	3	<1	<1	0	100%	1	1	100%
Sabor a 25°C (Factor de diluição)	3	<1	<1	0	100%	1	1	100%
Turvação (NTU)	4	0,8	0,8	0	100%	1	1	100%
Antimónio (µg/L Sb)	5	<3,5	<3,5	0	100%	1	1	100%
Arsénio (µg/L As)	10	<10	<10	0	100%	1	1	100%
Benzeno (µg/L)	1,0	<0,5	<0,5	0	100%	1	1	100%
Benzo(a)pireno (µg/L)	0,010	<0,005	<0,005	0	100%	1	1	100%
Boro (mg/L B)	1,0	<0,3	<0,3	0	100%	1	1	100%
Bromatos (µg/L BrO ₃)	10	<5	<5	0	100%	1	1	100%
Cádmio (µg/L Cd)	5,0	<1	<1	0	100%	1	1	100%
Cálcio (mg/L Ca)	---	58	58	---	---	1	1	100%
Chumbo (µg/L Pb)	25	<5	<5	0	100%	1	1	100%
Cianetos (µg/L CN)	50	<15	<15	0	100%	1	1	100%
Cobre (mg/L Cu)	2,0	0,07	0,07	0	100%	1	1	100%
Crómio (µg/L Cr)	50	<2	<2	0	100%	1	1	100%
1,2 – dicloroetano (µg/L)	3,0	<1	<1	0	100%	1	1	100%
Dureza total (mg/L CaCO ₃)	---	219	219	---	---	1	1	100%
Enterococos (N/100 ml)	0	0	0	0	100%	1	1	100%
Fluoretos (mg/L F)	1,5	0,5	0,5	0	100%	1	1	100%
Magnésio (mg/L Mg)	---	18	18	---	---	1	1	100%
Mercúrio (µg/L Hg)	1	<1	<1	0	100%	1	1	100%
Níquel (µg/L Ni)	20	<5	<5	0	100%	1	1	100%
Selénio (µg/L Se)	10	<10	<10	0	100%	1	1	100%
Cloretos (mg/L Cl)	250	48	48	0	100%	1	1	100%
Sódio (mg/L Na)	200	80	80	0	100%	1	1	100%
Sulfatos (mg/L SO ₄)	250	<10	<10	0	100%	1	1	100%
Tetracloroetano(µg/L)	---	<1	<1	---	---	1	1	100%
Tricloroetano(µg/L)	---	<1	<1	---	---	1	1	100%
Hidrocarbonetos Aromáticos Policíclicos (µg/L):	0,10	<0,01	<0,01	0	100%	1	1	100%
Benzo(b)fluoranteno (µg/L)	---	<0,01	<0,01	---	---	1	1	100%
Benzo(k)fluoranteno (µg/L)	---	<0,01	<0,01	---	---	1	1	100%
Benzo(ghi)perileno (µg/L)	---	<0,01	<0,01	---	---	1	1	100%
Indeno(1,2,3-cd)pireno(µg/L)	---	<0,01	<0,01	---	---	1	1	100%
Clorofórmio(µg/L)	---	3	3	---	---	1	1	100%
Bromofórmio(µg/L)	---	5	5	---	---	1	1	100%
Bromodichlorometano(µg/L)	---	<0,01	<0,01	---	---	1	1	100%
Dibromoclorometano(µg/L)	---	<3	<3	---	---	1	1	100%
Total:					100%	56	56	100%

Freguesia de São João dos Caldeireiros
Vasco Rodrigues

Informação complementar relativa à averiguação das situações de incumprimento dos VP (causas e medidas correctivas):

O Presidente da Câmara Municipal de Mértola

Jorge Paulo Colaço Rosa-

Data da publicitação:
05 fevereiro de 2013

 Câmara Municipal de Mértola	CONTROLO DA QUALIDADE DA ÁGUA PARA CONSUMO HUMANO NAS ZONAS DE ABASTECIMENTO¹ DO CONCELHO DE MÉRTOLA	EDITAL n.º 19/2013
--	--	---------------------------

Em conformidade com o Decreto-Lei n.º 306/2007, de 27 de agosto, procedeu-se à verificação da qualidade da água da rede pública, através de análises periódicas na torneira do consumidor, segundo o Programa de Controlo da Qualidade da Água (PCQA) aprovado pela autoridade competente (ERSAR).	4º TRIMESTRE 2012 01 outubro a 31 dezembro
--	---

Parâmetro (unidades)	Valor Paramétrico (VP) fixado no DL 306/2007	Valores obtidos		N.º Análises superiores VP	% Cumprimento do VP	N.º Análises (PCQA)		% Análises Realizadas
		Mínimo	Máximo			Agendadas	Realizadas	
Escherichia coli (N/100 ml)	0	0	0	0	100%	2	2	100%
Bactérias coliformes (N/100 ml)	0	0	0	0	100%	2	2	100%
Desinfetante residual (mg/L)	0,4	0,5	0,5	---	---	2	2	100%
Alumínio (µg/L Al)	200	<30	<30	0	100%	1	1	100%
Amónio (mg/L NH ₄)	0,50	<0,02	<0,02	0	100%	1	1	100%
Número de colónias a 22 °C (N/ml)	Sem alteração anormal	0	0	---	---	1	1	100%
Número de colónias a 37 °C (N/ml)	Sem alteração anormal	4	4	---	---	1	1	100%
Condutividade (µS/cm a 20°C)	2500	1700	1700	0	100%	1	1	100%
Clostridium perfringens (N/100ml)	0	0	0	0	100%	1	1	100%
Cor (mg/L PtCo)	20	<2	<2	0	100%	1	1	100%
pH (Unidades pH)	≥6,5 e ≤9	7,5	7,5	0	100%	1	1	100%
Ferro (µg/L Fe)	200	120	120	0	100%	1	1	100%
Manganês (µg/L Mn)	50	<15	<15	0	100%	1	1	100%
Nitratos ² (mg/L NO ₃)	50	<10	<10	0	100%	1	1	100%
Nitritos (mg/L NO ₂)	0,5	<0,02	<0,02	0	100%	1	1	100%
Oxidabilidade (mg/L O ₂)	5	2,2	2,2	0	100%	1	1	100%
Cheiro a 25°C (Factor de diluição)	3	<1	<1	0	100%	1	1	100%
Sabor a 25°C (Factor de diluição)	3	4	4	1	0%	1	1	100%
Turvação (NTU)	4	<0,5	<0,5	0	100%	1	1	100%
Antimónio (µg/L Sb)	5	<3,5	<3,5	0	100%	1	1	100%
Arsénio (µg/L As)	10	<10	<10	0	100%	1	1	100%
Benzeno (µg/L)	1,0	<0,5	<0,5	0	100%	1	1	100%
Benzo(a)pireno (µg/L)	0,010	<0,005	<0,005	0	100%	1	1	100%
Boro (mg/L B)	1,0	<0,3	<0,3	0	100%	1	1	100%
Bromatos (µg/L BrO ₃)	10	<5	<5	0	100%	1	1	100%
Cádmio (µg/L Cd)	5,0	<1	<1	0	100%	1	1	100%
Cálcio (mg/L Ca)	---	44	44	---	---	1	1	100%
Chumbo (µg/L Pb)	25	10	10	0	100%	1	1	100%
Cianetos (µg/L CN)	50	<15	<15	0	100%	1	1	100%
Cobre (mg/L Cu)	2,0	0,03	0,03	0	100%	1	1	100%
Crómio (µg/L Cr)	50	<2	<2	0	100%	1	1	100%
1,2 - dicloroetano (µg/L)	3,0	<1	<1	0	100%	1	1	100%
Dureza total (mg/L CaCO ₃)	---	233	233	---	---	1	1	100%
Enterococos (N/100 ml)	0	0	0	0	100%	1	1	100%
Fluoretos (mg/L F)	1,5	1	1	0	100%	1	1	100%
Magnésio (mg/L Mg)	---	30	30	---	---	1	1	100%
Mercurio (µg/L Hg)	1	<1	<1	0	100%	1	1	100%
Níquel (µg/L Ni)	20	8	8	0	100%	1	1	100%
Selénio (µg/L Se)	10	<10	<10	0	100%	1	1	100%
Cloretos (mg/L Cl)	250	370	370	1	0%	1	1	100%
Sódio (mg/L Na)	200	180	180	0	100%	1	1	100%
Sulfatos (mg/L SO ₄)	250	110	110	0	100%	1	1	100%
Tetracloroetano(µg/L)	---	<1	<1	---	---	1	1	100%
Tricloroetano(µg/L)	---	<1	<1	---	---	1	1	100%
Hidrocarbonetos Aromáticos Policíclicos (µg/L):	0,10	<0,01	<0,01	0	100%	1	1	100%
Benzo(b)fluoranteno (µg/L)	---	<0,01	<0,01	---	---	1	1	100%
Benzo(k)fluoranteno (µg/L)	---	<0,01	<0,01	---	---	1	1	100%
Benzo(ghi)perileno (µg/L)	---	<0,01	<0,01	---	---	1	1	100%
Indeno(1,2,3-cd)pireno(µg/L)	---	<0,01	<0,01	---	---	1	1	100%
Clorofórmio(µg/L)	---	<3	<3	---	---	1	1	100%
Bromofórmio(µg/L)	---	<3	<3	---	---	1	1	100%
Bromodlorometano(µg/L)	---	<0,01	<0,01	---	---	1	1	100%
Dibromoclorometano(µg/L)	---	<3	<3	---	---	1	1	100%
Total:					95%	56	56	100%

Freguesia de Alcaria Ruiva

Vale de Camelos


Informação complementar relativa à averiguação das situações de incumprimento dos VP (causas e medidas correctivas):

O Presidente da Câmara Municipal de Mértola

Jorge Paulo Colaço Rosa-

Data da publicação:

05 fevereiro de 2013

 Câmara Municipal de Mértola	CONTROLO DA QUALIDADE DA ÁGUA PARA CONSUMO HUMANO NAS ZONAS DE ABASTECIMENTO¹ DO CONCELHO DE MÉRTOLA	EDITAL n.º 19/2013
--	--	---------------------------

Em conformidade com o Decreto-Lei n.º 306/2007, de 27 de agosto, procedeu-se à verificação da qualidade da água da rede pública, através de análises periódicas na torneira do consumidor, segundo o Programa de Controlo da Qualidade da Água (PCQA) aprovado pela autoridade competente (ERSAR).	4º TRIMESTRE 2012 01 outubro a 31 dezembro
--	---

Parâmetro (unidades)	Valor Paramétrico (VP) fixado no DL 306/2007	Valores obtidos		N.º Análises superiores VP	% Cumprimento do VP	N.º Análises (PCQA)		% Análises Realizadas
		Mínimo	Máximo			Agendadas	Realizadas	
Escherichia coli (N/100 ml)	0	0	0	0	100%	2	2	100%
Bactérias coliformes (N/100 ml)	0	0	0	0	100%	2	2	100%
Desinfetante residual (mg/L)	0,4	0,1	0,5	---	---	2	2	100%
Alumínio (µg/L Al)	200	43	43	0	100%	1	1	100%
Amónio (mg/L NH ₄)	0,50	<0,02	<0,02	0	100%	1	1	100%
Número de colónias a 22 °C (N/ml)	Sem alteração anormal	6	6	---	---	1	1	100%
Número de colónias a 37 °C (N/ml)	Sem alteração anormal	15	15	---	---	1	1	100%
Condutividade (µS/cm a 20°C)	2500	930	930	0	100%	1	1	100%
Clostridium perfringens (N/100ml)	0	0	0	0	100%	1	1	100%
Cor (mg/L PtCo)	20	<2	<2	0	100%	1	1	100%
pH (Unidades pH)	≥6,5 e ≤9	7,4	7,4	0	100%	1	1	100%
Ferro (µg/L Fe)	200	150	150	0	100%	1	1	100%
Manganês (µg/L Mn)	50	160	160	0	100%	1	1	100%
Nitratos ² (mg/L NO ₃)	50	<10	<10	0	100%	1	1	100%
Nitritos (mg/L NO ₂)	0,5	<0,02	<0,02	0	100%	1	1	100%
Oxidabilidade (mg/L O ₂)	5	<1	<1	0	100%	1	1	100%
Cheiro a 25°C (Factor de diluição)	3	<1	<1	0	100%	1	1	100%
Sabor a 25°C (Factor de diluição)	3	<1	<1	0	100%	1	1	100%
Turvação (NTU)	4	1,2	1,2	0	100%	1	1	100%
Antimónio (µg/L Sb)	5	<3,5	<3,5	0	100%	1	1	100%
Arsénio (µg/L As)	10	<10	<10	0	100%	1	1	100%
Benzeno (µg/L)	1,0	<0,5	<0,5	0	100%	1	1	100%
Benzo(a)pireno (µg/L)	0,010	<0,005	<0,005	0	100%	1	1	100%
Boro (mg/L B)	1,0	<0,3	<0,3	0	100%	1	1	100%
Bromatos (µg/L BrO ₃)	10	<5	<5	0	100%	1	1	100%
Cádmio (µg/L Cd)	5,0	<1	<1	0	100%	1	1	100%
Cálcio (mg/L Ca)	---	78	78	---	---	1	1	100%
Chumbo (µg/L Pb)	25	<5	<5	0	100%	1	1	100%
Cianetos (µg/L CN)	50	<15	<15	0	100%	1	1	100%
Cobre (mg/L Cu)	2,0	<0,01	<0,01	0	100%	1	1	100%
Crómio (µg/L Cr)	50	<2	<2	0	100%	1	1	100%
1,2 - dicloroetano (µg/L)	3,0	<1	<1	0	100%	1	1	100%
Dureza total (mg/L CaCO ₃)	---	298	298	---	---	1	1	100%
Enterococos (N/100 ml)	0	0	0	0	100%	1	1	100%
Fluoretos (mg/L F)	1,5	0,5	0,5	0	100%	1	1	100%
Magnésio (mg/L Mg)	---	25	25	---	---	1	1	100%
Mercurio (µg/L Hg)	1	<1	<1	0	100%	1	1	100%
Níquel (µg/L Ni)	20	<5	<5	0	100%	1	1	100%
Selénio (µg/L Se)	10	<10	<10	0	100%	1	1	100%
Cloretos (mg/L Cl)	250	83	83	0	100%	1	1	100%
Sódio (mg/L Na)	200	100	100	0	100%	1	1	100%
Sulfatos (mg/L SO ₄)	250	86	86	0	100%	1	1	100%
Tetracloreto (µg/L)	---	<1	<1	---	---	1	1	100%
Tricloroetano (µg/L)	---	<1	<1	---	---	1	1	100%
Hidrocarbonetos Aromáticos Policíclicos (µg/L):	0,10	<0,01	<0,01	0	100%	1	1	100%
Benzo(b)fluoranteno (µg/L)	---	<0,01	<0,01	---	---	1	1	100%
Benzo(k)fluoranteno (µg/L)	---	<0,01	<0,01	---	---	1	1	100%
Benzo(ghi)perileno (µg/L)	---	<0,01	<0,01	---	---	1	1	100%
Indeno(1,2,3-cd)pireno (µg/L)	---	<0,01	<0,01	---	---	1	1	100%
Clorofórmio (µg/L)	---	<3	<3	---	---	1	1	100%
Bromofórmio (µg/L)	---	<3	<3	---	---	1	1	100%
Bromodiflorometano (µg/L)	---	<0,01	<0,01	---	---	1	1	100%
Dibromoclorometano (µg/L)	---	<3	<3	---	---	1	1	100%
Total:					100%	56	56	100%


Freguesia de Espírito Santo
Vaqueiros

Informação complementar relativa à averiguação das situações de incumprimento dos VP (causas e medidas correctivas):

O Presidente da Câmara Municipal de Mértola

Jorge Paulo Colaço Rosa-

Data da publicação:
05 fevereiro de 2013

 Câmara Municipal de Mértola	CONTROLO DA QUALIDADE DA ÁGUA PARA CONSUMO HUMANO NAS ZONAS DE ABASTECIMENTO¹ DO CONCELHO DE MÉRTOLA	EDITAL n.º 19/2013
--	--	---------------------------

Em conformidade com o Decreto-Lei n.º 306/2007, de 27 de agosto, procedeu-se à verificação da qualidade da água da rede pública, através de análises periódicas na torneira do consumidor, segundo o Programa de Controlo da Qualidade da Água (PCQA) aprovado pela autoridade competente (ERSAR).	4º TRIMESTRE 2012 01 outubro a 31 dezembro
--	---

Parâmetro (unidades)	Valor Paramétrico (VP) fixado no DL 306/2007	Valores obtidos		N.º Análises superiores VP	% Cumprimento do VP	N.º Análises (PCQA)		% Análises Realizadas
		Mínimo	Máximo			Agendadas	Realizadas	
Escherichia coli (N/100 ml)	0	0	0	0	100%	2	2	100%
Bactérias coliformes (N/100 ml)	0	0	0	0	100%	2	2	100%
Desinfetante residual (mg/L)	0,4	0,1	0,9	---	---	2	2	100%
Alumínio (µg/L Al)	200	<30	<30	0	100%	1	1	100%
Amónio (mg/L NH ₄)	0,50	<0,02	<0,02	0	100%	1	1	100%
Número de colónias a 22 °C (N/ml)	Sem alteração anormal	2	2	---	---	1	1	100%
Número de colónias a 37 °C (N/ml)	Sem alteração anormal	1	1	---	---	1	1	100%
Condutividade (µS/cm a 20°C)	2500	980	980	0	100%	1	1	100%
Clostridium perfringens (N/100ml)	0	0	0	0	100%	1	1	100%
Cor (mg/L PtCo)	20	<2	<2	0	100%	1	1	100%
pH (Unidades pH)	≥6,5 e ≤9	7,3	7,3	0	100%	1	1	100%
Ferro (µg/L Fe)	200	68	68	0	100%	1	1	100%
Manganês (µg/L Mn)	50	48	48	0	100%	1	1	100%
Nitratos ² (mg/L NO ₃)	50	<10	<10	0	100%	1	1	100%
Nitritos (mg/L NO ₂)	0,5	<0,02	<0,02	0	100%	1	1	100%
Oxidabilidade (mg/L O ₂)	5	<1	<1	0	100%	1	1	100%
Cheiro a 25°C (Factor de diluição)	3	<1	<1	0	100%	1	1	100%
Sabor a 25°C (Factor de diluição)	3	<1	<1	0	100%	1	1	100%
Turvação (NTU)	4	1,2	1,2	0	100%	1	1	100%
Antimónio (µg/L Sb)	5	<3,5	<3,5	0	100%	1	1	100%
Arsénio (µg/L As)	10	<10	<10	0	100%	1	1	100%
Benzeno (µg/L)	1,0	<0,5	<0,5	0	100%	1	1	100%
Benzo(a)pireno (µg/L)	0,010	<0,005	<0,005	0	100%	1	1	100%
Boro (mg/L B)	1,0	<0,3	<0,3	0	100%	1	1	100%
Bromatos (µg/L BrO ₃)	10	<5	<5	0	100%	1	1	100%
Cádmio (µg/L Cd)	5,0	<1	<1	0	100%	1	1	100%
Cálcio (mg/L Ca)	---	74	74	---	---	1	1	100%
Chumbo (µg/L Pb)	25	<5	<5	0	100%	1	1	100%
Cianetos (µg/L CN)	50	<15	<15	0	100%	1	1	100%
Cobre (mg/L Cu)	2,0	0,02	0,02	0	100%	1	1	100%
Crómio (µg/L Cr)	50	<2	<2	0	100%	1	1	100%
1,2 - dicloroetano (µg/L)	3,0	<1	<1	0	100%	1	1	100%
Dureza total (mg/L CaCO ₃)	---	263	263	---	---	1	1	100%
Enterococos (N/100 ml)	0	0	0	0	100%	1	1	100%
Fluoretos (mg/L F)	1,5	0,3	0,3	0	100%	1	1	100%
Magnésio (mg/L Mg)	---	19	19	---	---	1	1	100%
Mercurio (µg/L Hg)	1	<1	<1	0	100%	1	1	100%
Níquel (µg/L Ni)	20	<5	<5	0	100%	1	1	100%
Selénio (µg/L Se)	10	<10	<10	0	100%	1	1	100%
Cloretos (mg/L Cl)	250	140	140	0	100%	1	1	100%
Sódio (mg/L Na)	200	150	150	0	100%	1	1	100%
Sulfatos (mg/L SO ₄)	250	65	65	0	100%	1	1	100%
Tetracloroetano(µg/L)	---	<1	<1	---	---	1	1	100%
Tricloroetano(µg/L)	---	<1	<1	---	---	1	1	100%
Hidrocarbonetos Aromáticos Policíclicos (µg/L):	0,10	<0,01	<0,01	0	100%	1	1	100%
Benzo(b)fluoranteno (µg/L)	---	<0,01	<0,01	---	---	1	1	100%
Benzo(k)fluoranteno (µg/L)	---	<0,01	<0,01	---	---	1	1	100%
Benzo(ghi)perileno (µg/L)	---	<0,01	<0,01	---	---	1	1	100%
Indeno(1,2,3-cd)pireno(µg/L)	---	<0,01	<0,01	---	---	1	1	100%
Clorofórmio(µg/L)	---	<3	<3	---	---	1	1	100%
Bromofórmio(µg/L)	---	<3	<3	---	---	1	1	100%
Bromodichlorometano(µg/L)	---	<0,01	<0,01	---	---	1	1	100%
Dibromoclorometano(µg/L)	---	<3	<3	---	---	1	1	100%
Total:					100%	56	56	100%

Freguesia de São Sebastião dos Carros
Vargens

Informação complementar relativa à averiguação das situações de incumprimento dos VP (causas e medidas correctivas):

O Presidente da Câmara Municipal de Mértola

Jorge Paulo Colaço Rosa-

Data da publicação:
05 fevereiro de 2013

Câmara Municipal de Mértola		CONTROLO DA QUALIDADE DA ÁGUA PARA CONSUMO HUMANO NAS ZONAS DE ABASTECIMENTO ¹ DO CONCELHO DE MÉRTOLA				EDITAL n.º 19/2013		
Em conformidade com o Decreto-Lei n.º 306/2007, de 27 de agosto, procedeu-se à verificação da qualidade da água da rede pública, através de análises periódicas na torneira do consumidor, segundo o Programa de Controlo da Qualidade da Água (PCQA) aprovado pela autoridade competente (ERSAR).						4º TRIMESTRE 2012 01 outubro a 31 dezembro		
Parâmetro (unidades)	Valor Paramétrico (VP) fixado no DL 306/2007	Valores obtidos		N.º Análises superiores VP	% Cumprimento do VP	N.º Análises (PCQA)		% Análises Realizadas
		Mínimo	Máximo			Agendadas	Realizadas	
Escherichia coli (N/100 ml)	0	0	0	0	100%	1	1	100%
Bactérias coliformes (N/100 ml)	0	0	0	0	100%	1	1	100%
Desinfetante residual (mg/L)	0,4	0,2	0,2	---	---	1	1	100%
Alumínio (µg/L Al)	200	---	---	---	---	---	---	---
Amónio (mg/L NH ₄)	0,50	---	---	---	---	---	---	---
Número de colónias a 22 °C (N/ml)	Sem alteração anormal	---	---	---	---	---	---	---
Número de colónias a 37 °C (N/ml)	Sem alteração anormal	---	---	---	---	---	---	---
Condutividade (µS/cm a 20°C)	2500	---	---	---	---	---	---	---
Clostridium perfringens (N/100ml)	0	---	---	---	---	---	---	---
Cor (mg/L PtCo)	20	---	---	---	---	---	---	---
pH (Unidades pH)	≥6,5 e ≤9	---	---	---	---	---	---	---
Ferro (µg/L Fe)	200	---	---	---	---	---	---	---
Manganês (µg/L Mn)	50	---	---	---	---	---	---	---
Nitratos ² (mg/L NO ₃)	50	---	---	---	---	---	---	---
Nitritos (mg/L NO ₂)	0,5	---	---	---	---	---	---	---
Oxidabilidade (mg/L O ₂)	5	---	---	---	---	---	---	---
Cheiro a 25°C (Factor de diluição)	3	---	---	---	---	---	---	---
Sabor a 25°C (Factor de diluição)	3	---	---	---	---	---	---	---
Turvação (NTU)	4	---	---	---	---	---	---	---
Antimónio (µg/L Sb)	5	---	---	---	---	---	---	---
Arsénio (µg/L As)	10	---	---	---	---	---	---	---
Benzeno (µg/L)	1,0	---	---	---	---	---	---	---
Benzo(a)pireno (µg/L)	0,010	---	---	---	---	---	---	---
Boro (mg/L B)	1,0	---	---	---	---	---	---	---
Bromatos (µg/L BrO ₃)	10	---	---	---	---	---	---	---
Cádmio (µg/L Cd)	5,0	---	---	---	---	---	---	---
Cálcio (mg/L Ca)	---	---	---	---	---	---	---	---
Chumbo (µg/L Pb)	25	---	---	---	---	---	---	---
Cianetos (µg/L CN)	50	---	---	---	---	---	---	---
Cobre (mg/L Cu)	2,0	---	---	---	---	---	---	---
Crómio (µg/L Cr)	50	---	---	---	---	---	---	---
1,2 - dicloroetano (µg/L)	3,0	---	---	---	---	---	---	---
Dureza total (mg/L CaCO ₃)	---	---	---	---	---	---	---	---
Enterococos (N/100 ml)	0	---	---	---	---	---	---	---
Fluoretos (mg/L F)	1,5	---	---	---	---	---	---	---
Magnésio (mg/L Mg)	---	---	---	---	---	---	---	---
Mercurio (µg/L Hg)	1	---	---	---	---	---	---	---
Níquel (µg/L Ni)	20	---	---	---	---	---	---	---
Selénio (µg/L Se)	10	---	---	---	---	---	---	---
Cloretos (mg/L Cl)	250	---	---	---	---	---	---	---
Sódio (mg/L Na)	200	---	---	---	---	---	---	---
Sulfatos (mg/L SO ₄)	250	---	---	---	---	---	---	---
Tetracloroetano(µg/L)	---	---	---	---	---	---	---	---
Tricloroetano(µg/L)	---	---	---	---	---	---	---	---
Hidrocarbonetos Aromáticos Policíclicos (µg/L):	0,10	---	---	---	---	---	---	---
Benzo(b)fluoranteno (µg/L)	---	---	---	---	---	---	---	---
Benzo(k)fluoranteno (µg/L)	---	---	---	---	---	---	---	---
Benzo(ghi)perileno (µg/L)	---	---	---	---	---	---	---	---
Indeno(1,2,3-cd)pireno(µg/L)	---	---	---	---	---	---	---	---
Clorofórmio(µg/L)	---	---	---	---	---	---	---	---
Bromofórmio(µg/L)	---	---	---	---	---	---	---	---
Bromodichlorometano(µg/L)	---	---	---	---	---	---	---	---
Dibromodichlorometano(µg/L)	---	---	---	---	---	---	---	---
Total:					100%	3	3	100%
Freguesia de Alcaria Ruiva Venda dos Salgueiros								
Informação complementar relativa à averiguação das situações de incumprimento dos VP (causas e medidas correctivas):								
O Presidente da Câmara Municipal de Mértola						Data da publicação:		
Jorge Paulo Colaço Rosa-						05 fevereiro de 2013		



Câmara Municipal de Mértola

**CONTROLO DA QUALIDADE DA ÁGUA PARA CONSUMO HUMANO
NAS ZONAS DE ABASTECIMENTO¹ DO CONCELHO DE MÉRTOLA**

EDITAL n.º 19/2013

Em conformidade com o Decreto-Lei n.º 306/2007, de 27 de agosto, procedeu-se à verificação da qualidade da água da rede pública, através de análises periódicas na torneira do consumidor, segundo o Programa de Controlo da Qualidade da Água (PCQA) aprovado pela autoridade competente (ERSAR).

4º TRIMESTRE 2012
01 outubro a
31 dezembro

Parâmetro (unidades)	Valor Paramétrico (VP) fixado no DL 306/2007	Valores obtidos		N.º Análises superiores VP	% Cumprimento do VP	N.º Análises (PCQA)		% Análises Realizadas
		Mínimo	Máximo			Agendadas	Realizadas	
<i>Escherichia coli</i> (N/100 ml)	0	0	0	0	100%	2	2	100%
Bactérias coliformes (N/100 ml)	0	0	0	0	100%	2	2	100%
Desinfetante residual (mg/L)	0,4	0,2	0,5	---	---	2	2	100%
Alumínio (µg/L Al)	200	53	53	0	100%	1	1	100%
Amónio (mg/L NH ₄)	0,50	<0,02	<0,02	0	100%	1	1	100%
Número de colónias a 22 °C (N/ml)	Sem alteração anormal	0	0	---	---	---	---	---
Número de colónias a 37 °C (N/ml)	Sem alteração anormal	2	2	---	---	---	---	---
Condutividade (µS/cm a 20°C)	2500	930	930	0	100%	1	1	100%
<i>Clostridium perfringens</i> (N/100ml)	0	0	0	0	100%	1	1	100%
Cor (mg/L PtCo)	20	<2	<2	0	100%	1	1	100%
pH (Unidades pH)	≥6,5 e ≤9	7,9	7,9	0	100%	1	1	100%
Ferro (µg/L Fe)	200	<50	<50	0	100%	1	1	100%
Manganês (µg/L Mn)	50	<15	<15	0	100%	1	1	100%
Nitratos ² (mg/L NO ₃)	50	---	---	---	---	---	---	---
Nitritos (mg/L NO ₂)	0,5	<0,02	<0,02	0	100%	1	1	100%
Oxidabilidade (mg/L O ₂)	5	<1	<1	0	100%	1	1	100%
Cheiro a 25°C (Factor de diluição)	3	<1	<1	0	100%	1	1	100%
Sabor a 25°C (Factor de diluição)	3	<1	<1	0	100%	1	1	100%
Turvação (NTU)	4	<0,5	<0,5	0	100%	1	1	100%
Antimónio (µg/L Sb)	5	---	---	---	---	0	0	---
Arsénio (µg/L As)	10	---	---	---	---	0	0	---
Benzeno (µg/L)	1,0	---	---	---	---	0	0	---
Benzo(a)pireno (µg/L)	0,010	<0,005	<0,005	0	100%	1	1	100%
Boro (mg/L B)	1,0	---	---	---	---	0	0	---
Bromatos (µg/L BrO ₃)	10	---	---	---	---	0	0	---
Cádmio (µg/L Cd)	5,0	---	---	---	---	0	0	---
Cálcio (mg/L Ca)	---	71	71	---	---	1	1	100%
Chumbo (µg/L Pb)	25	<5	<5	0	100%	1	1	100%
Cianetos (µg/L CN)	50	---	---	---	---	0	0	---
Cobre (mg/L Cu)	2,0	0,03	0,03	0	100%	1	1	100%
Crómio (µg/L Cr)	50	---	---	---	---	0	0	---
1,2 – dicloroetano (µg/L)	3,0	---	---	---	---	0	0	---
Dureza total (mg/L CaCO ₃)	---	272	272	---	---	1	1	100%
Enterococos (N/100 mL)	0	0	0	0	100%	1	1	100%
Fluoretos (mg/L F)	1,5	---	---	---	---	0	0	---
Magnésio (mg/L Mg)	---	23	23	---	---	1	1	100%
Mercúrio (µg/L Hg)	1	---	---	---	---	0	0	---
Níquel (µg/L Ni)	20	9	9	0	100%	1	1	100%
Selénio (µg/L Se)	10	---	---	---	---	0	0	---
Cloretos (mg/L Cl)	250	---	---	---	---	0	0	---
Sódio (mg/L Na)	200	---	---	---	---	0	0	---
Sulfatos (mg/L SO ₄)	250	---	---	---	---	0	0	---
Tetracloroetano(µg/L)	---	---	---	---	---	0	0	---
Tricloroetano(µg/L)	---	---	---	---	---	0	0	---
Hidrocarbonetos Aromáticos Policíclicos (µg/L):	0,10	<0,01	<0,01	0	100%	1	1	100%
Benzo(b)fluoranteno (µg/L)	---	<0,01	<0,01	---	---	1	1	100%
Benzo(k)fluoranteno (µg/L)	---	<0,01	<0,01	---	---	1	1	100%
Benzo(ghi)perileno (µg/L)	---	<0,01	<0,01	---	---	1	1	100%
Indeno(1,2,3-cd)pireno(µg/L)	---	<0,01	<0,01	---	---	1	1	100%
Clorofórmio(µg/L)	---	<3	<3	---	---	1	1	100%
Bromofórmio(µg/L)	---	<3	<3	---	---	1	1	100%
Bromodichlorometano(µg/L)	---	<0,01	<0,01	---	---	1	1	100%
Dibromoclorometano(µg/L)	---	<3	<3	---	---	1	1	100%
Total:					100%	36	36	100%

Freguesia de São Sebastião dos Carros
São Bartolomeu da Via Glória


Informação complementar relativa à averiguação das situações de incumprimento dos VP (causas e medidas correctivas):

O Presidente da Câmara Municipal de Mértola

Jorge Paulo Colaço Rosa-

Data da publicação:
05 fevereiro de 2013

Câmara Municipal de Mértola		CONTROLO DA QUALIDADE DA ÁGUA PARA CONSUMO HUMANO NAS ZONAS DE ABASTECIMENTO ¹ DO CONCELHO DE MÉRTOLA				EDITAL n.º 19/2013		
Em conformidade com o Decreto-Lei n.º 306/2007, de 27 de agosto, procedeu-se à verificação da qualidade da água da rede pública, através de análises periódicas na torneira do consumidor, segundo o Programa de Controlo da Qualidade da Água (PCQA) aprovado pela autoridade competente (ERSAR).						4º TRIMESTRE 2012 01 outubro a 31 dezembro		
Parâmetro (unidades)	Valor Paramétrico (VP) fixado no DL 306/2007	Valores obtidos		N.º Análises superiores VP	% Cumprimento do VP	N.º Análises (PCQA)		% Análises Realizadas
		Mínimo	Máximo			Agendadas	Realizadas	
Escherichia coli (N/100 ml)	0	0	0	0	100%	1	1	100%
Bactérias coliformes (N/100 ml)	0	0	0	0	100%	1	1	100%
Desinfetante residual (mg/L)	0,4	0,1	0,1	---	---	1	1	100%
Alumínio (µg/L Al)	200	---	---	---	---	---	---	---
Amónio (mg/L NH ₄)	0,50	---	---	---	---	---	---	---
Número de colónias a 22 °C (N/ml)	Sem alteração anormal	---	---	---	---	---	---	---
Número de colónias a 37 °C (N/ml)	Sem alteração anormal	---	---	---	---	---	---	---
Condutividade (µS/cm a 20°C)	2500	---	---	---	---	---	---	---
Clostridium perfringens (N/100ml)	0	---	---	---	---	---	---	---
Cor (mg/L PtCo)	20	---	---	---	---	---	---	---
pH (Unidades pH)	≥6,5 e ≤9	---	---	---	---	---	---	---
Ferro (µg/L Fe)	200	---	---	---	---	---	---	---
Manganês (µg/L Mn)	50	---	---	---	---	---	---	---
Nitratos ² (mg/L NO ₃)	50	---	---	---	---	---	---	---
Nitritos (mg/L NO ₂)	0,5	---	---	---	---	---	---	---
Oxidabilidade (mg/L O ₂)	5	---	---	---	---	---	---	---
Cheiro a 25°C (Factor de diluição)	3	---	---	---	---	---	---	---
Sabor a 25°C (Factor de diluição)	3	---	---	---	---	---	---	---
Turvação (NTU)	4	---	---	---	---	---	---	---
Antimónio (µg/L Sb)	5	---	---	---	---	---	---	---
Arsénio (µg/L As)	10	---	---	---	---	---	---	---
Benzeno (µg/L)	1,0	---	---	---	---	---	---	---
Benzo(a)pireno (µg/L)	0,010	---	---	---	---	---	---	---
Boro (mg/L B)	1,0	---	---	---	---	---	---	---
Bromatos (µg/L BrO ₃)	10	---	---	---	---	---	---	---
Cádmio (µg/L Cd)	5,0	---	---	---	---	---	---	---
Cálcio (mg/L Ca)	---	---	---	---	---	---	---	---
Chumbo (µg/L Pb)	25	---	---	---	---	---	---	---
Cianetos (µg/L CN)	50	---	---	---	---	---	---	---
Cobre (mg/L Cu)	2,0	---	---	---	---	---	---	---
Crómio (µg/L Cr)	50	---	---	---	---	---	---	---
1,2 - dicloroetano (µg/L)	3,0	---	---	---	---	---	---	---
Dureza total (mg/L CaCO ₃)	---	---	---	---	---	---	---	---
Enterococos (N/100 ml)	0	---	---	---	---	---	---	---
Fluoretos (mg/L F)	1,5	---	---	---	---	---	---	---
Magnésio (mg/L Mg)	---	---	---	---	---	---	---	---
Mercurio (µg/L Hg)	1	---	---	---	---	---	---	---
Níquel (µg/L Ni)	20	---	---	---	---	---	---	---
Selénio (µg/L Se)	10	---	---	---	---	---	---	---
Cloretos (mg/L Cl)	250	---	---	---	---	---	---	---
Sódio (mg/L Na)	200	---	---	---	---	---	---	---
Sulfatos (mg/L SO ₄)	250	---	---	---	---	---	---	---
Tetracloroetano(µg/L)	---	---	---	---	---	---	---	---
Tricloroetano(µg/L)	---	---	---	---	---	---	---	---
Hidrocarbonetos Aromáticos Policíclicos (µg/L):	0,10	---	---	---	---	---	---	---
Benzo(b)fluoranteno (µg/L)	---	---	---	---	---	---	---	---
Benzo(k)fluoranteno (µg/L)	---	---	---	---	---	---	---	---
Benzo(h)perileno (µg/L)	---	---	---	---	---	---	---	---
Indeno(1,2,3-cd)pireno(µg/L)	---	---	---	---	---	---	---	---
Clorofórmio(µg/L)	---	---	---	---	---	---	---	---
Bromofórmio(µg/L)	---	---	---	---	---	---	---	---
Bromodichlorometano(µg/L)	---	---	---	---	---	---	---	---
Dibromoclorometano(µg/L)	---	---	---	---	---	---	---	---
Total:					100%	3	3	100%
Freguesia de Espírito Santo Zambujal								
Informação complementar relativa à averiguação das situações de incumprimento dos VP (causas e medidas correctivas):								
O Presidente da Câmara Municipal de Mértola						Data da publicação:		
Jorge Paulo Colaço Rosa-						05 fevereiro de 2013		

 Câmara Municipal de Mértola		CONTROLO DA QUALIDADE DA ÁGUA PARA CONSUMO HUMANO NAS ZONAS DE ABASTECIMENTO¹ DO CONCELHO DE MÉRTOLA					EDITAL n.º 19/2013		
Em conformidade com o Decreto-Lei n.º 306/2007, de 27 de agosto, procedeu-se à verificação da qualidade da água da rede pública, através de análises periódicas na torneira do consumidor, segundo o Programa de Controlo da Qualidade da Água (PCQA) aprovado pela autoridade competente (ERSAR).							4º TRIMESTRE 2012 01 outubro a 31 dezembro		
Parâmetro (unidades)	Valor Paramétrico (VP) fixado no DL 306/2007	Valores obtidos		N.º Análises superiores VP	% Cumprimento do VP	N.º Análises (PCQA)		% Análises Realizadas	
		Mínimo	Máximo			Agendadas	Realizadas		
<i>Escherichia coli</i> (N/100 ml)	0	0	0	---	---	138	138	100%	
Bactérias coliformes (N/100 ml)	0	0	>100	---	---	138	138	100%	
Desinfetante residual (mg/L)	0,4	<0,1	>1,5	---	---	138	138	100%	
Alumínio (µg/L Al)	200	30	120	---	---	46	46	100%	
Amónio (mg/L NH ₄)	0,50	<0,02	0,06	---	---	47	47	100%	
Número de colónias a 22 °C (N/ml)	Sem alteração anormal	0	>300	---	---	42	42	100%	
Número de colónias a 37 °C (N/ml)	Sem alteração anormal	0	>300	---	---	42	42	100%	
Condutividade (µS/cm a 20°C)	2500	310	5100	---	---	47	47	100%	
<i>Clostridium perfringens</i> (N/100ml)	0	0	1	---	---	46	46	100%	
Cor (mg/L PtCo)	20	2	12	---	---	47	47	100%	
pH (Unidades pH)	≥6,5 e ≤9	6,5	8	---	---	47	47	100%	
Ferro (µg/L Fe)	200	<50	1600	---	---	44	44	100%	
Manganês (µg/L Mn)	50	<15	240	---	---	47	47	100%	
Nitratos ² (mg/L NO ₃)	50	<10	170	---	---	39	39	100%	
Nitritos (mg/L NO ₂)	0,5	<0,02	<0,02	---	---	44	44	100%	
Oxidabilidade (mg/L O ₂)	5	<1	3,9	---	---	47	47	100%	
Cheiro a 25°C (Factor de diluição)	3	<1	4	---	---	47	47	100%	
Sabor a 25°C (Factor de diluição)	3	<1	4	---	---	47	47	100%	
Turvação (NTU)	4	<0,5	4,4	---	---	47	47	100%	
Antimónio (µg/L Sb)	5	<3,5	4	---	---	38	38	100%	
Arsénio (µg/L As)	10	<10	14	---	---	38	38	100%	
Benzeno (µg/L)	1,0	<0,5	<0,5	---	---	36	36	100%	
Benzo(a)pireno (µg/L)	0,010	<0,005	<0,005	---	---	44	44	100%	
Boro (mg/L B)	1,0	<0,3	<0,3	---	---	38	38	100%	
Bromatos (µg/L BrO ₃)	10	<5	<5	---	---	38	38	100%	
Cádmio (µg/L Cd)	5,0	<1	<1	---	---	38	38	100%	
Cálcio (mg/L Ca)	---	5	170	---	---	44	44	100%	
Chumbo (µg/L Pb)	25	<5	12	---	---	44	44	100%	
Cianetos (µg/L CN)	50	<15	<15	---	---	38	38	100%	
Cobre (mg/L Cu)	2,0	0,01	0,06	---	---	44	44	100%	
Crómio (µg/L Cr)	50	<2	<2	---	---	38	38	100%	
1,2 - dicloroetano (µg/L)	3,0	<1	<1	---	---	38	38	100%	
Dureza total (mg/L CaCO ₃)	---	26	1200	---	---	44	44	100%	
Enterococos (N/100 mL)	0	0	0	---	---	44	44	100%	
Fluoretos (mg/L F)	1,5	0,2	1	---	---	38	38	100%	
Magnésio (mg/L Mg)	---	3,2	220	---	---	44	44	100%	
Mercurio (µg/L Hg)	1	<1	<10	---	---	38	38	100%	
Níquel (µg/L Ni)	20	<5	64	---	---	44	44	100%	
Selénio (µg/L Se)	10	<10	<10	---	---	38	38	100%	
Cloretos (mg/L Cl)	250	<15	1100	---	---	38	38	100%	
Sódio (mg/L Na)	200	27	710	---	---	38	38	100%	
Sulfatos (mg/L SO ₄)	250	<10	230	---	---	38	38	100%	
Tetracloroetano(µg/L)	---	<1	<1	---	---	38	38	100%	
Tricloroetano(µg/L)	---	<1	<1	---	---	38	38	100%	
Hidrocarbonetos Aromáticos Policíclicos (µg/L):	0,10	<0,01	<0,01	---	---	43	43	100%	
Benzo(b)fluoranteno (µg/L)	---	<0,01	<0,01	---	---	44	44	100%	
Benzo(k)fluoranteno (µg/L)	---	<0,01	<0,01	---	---	44	44	100%	
Benzo(ghi)perileno (µg/L)	---	<0,01	<0,01	---	---	44	44	100%	
Indeno(1,2,3-cd)pireno(µg/L)	---	<0,01	<0,01	---	---	44	44	100%	
Clorofórmio(µg/L)	---	3	16	---	---	44	44	100%	
Bromofórmio(µg/L)	---	3	23	---	---	44	44	100%	
Bromodichlorometano(µg/L)	---	<0,01	<0,01	---	---	44	44	100%	
Dibromodichlorometano(µg/L)	---	<3	36	---	---	44	44	100%	
Total:						2531	2531	100%	
Concelho de Mértola									
Informação complementar relativa à averiguação das situações de incumprimento dos VP (causas e medidas correctivas):									
O Presidente da Câmara Municipal de Mértola _____ -Jorge Paulo Colaço Rosa-						Data da publicação: 05 fevereiro de 2013			